

# NWCCOG e-bike Survey - March 2018

Thursday, April 19, 2018

# 32

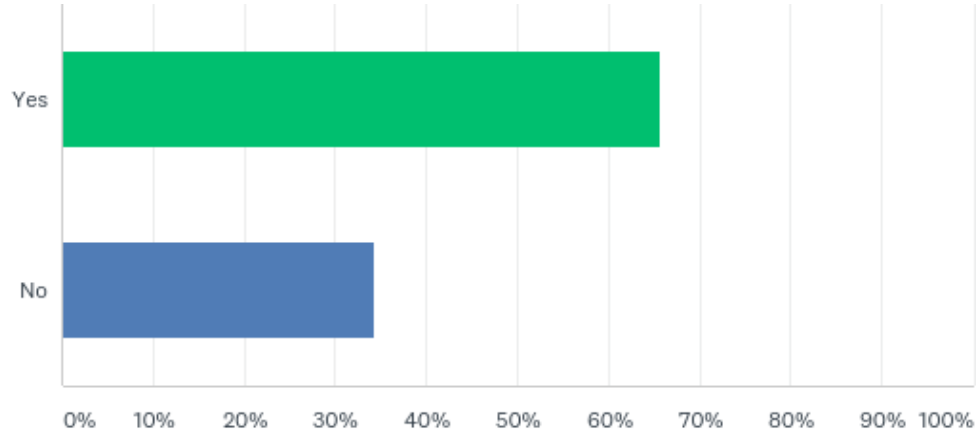
**Total Responses**

Date Created: Wednesday, March 07, 2018

Complete Responses: 26

## Q2: Does your jurisdiction currently regulate e-bikes, or is it actively considering doing so?

Answered: 32 Skipped: 0



ANSWER CHOICES	RESPONSES	
Yes	65.63%	21
No	34.38%	11
TOTAL		32

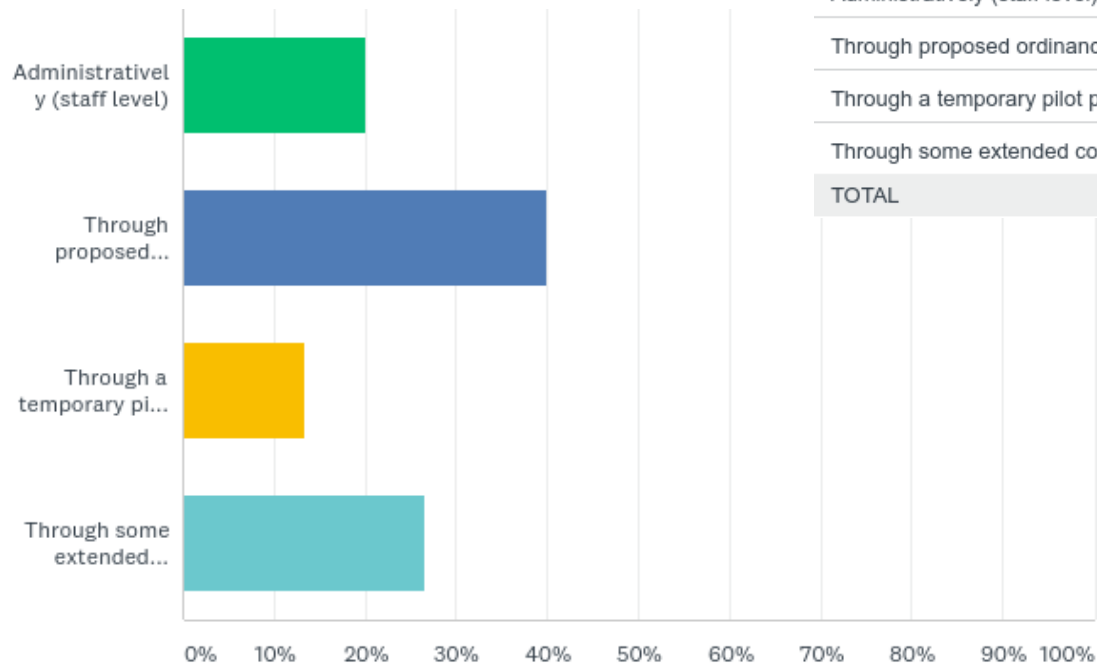
### Q3: Does your jurisdiction regulate or ban use of e-bikes on:

Answered: 15 Skipped: 17

	YES	NO	TOTAL	WEIGHTED AVERAGE
Recreation paths	85.71% 12	14.29% 2	14	1.14
Soft surface trails	84.62% 11	15.38% 2	13	1.15
In specific properties, paths or locations	85.71% 12	14.29% 2	14	1.14
Differentiate among class 1, 2, or 3 bikes in the ban	73.33% 11	26.67% 4	15	1.27
If not currently regulating, are you considering?	100.00% 4	0.00% 0	4	1.00

## Q4: By what process or means did your jurisdiction regulate e-bikes?

Answered: 15 Skipped: 17



ANSWER CHOICES	RESPONSES
Administratively (staff level)	20.00% 3
Through proposed ordinance	40.00% 6
Through a temporary pilot program with feedback	13.33% 2
Through some extended community engagement process	26.67% 4
<b>TOTAL</b>	<b>15</b>

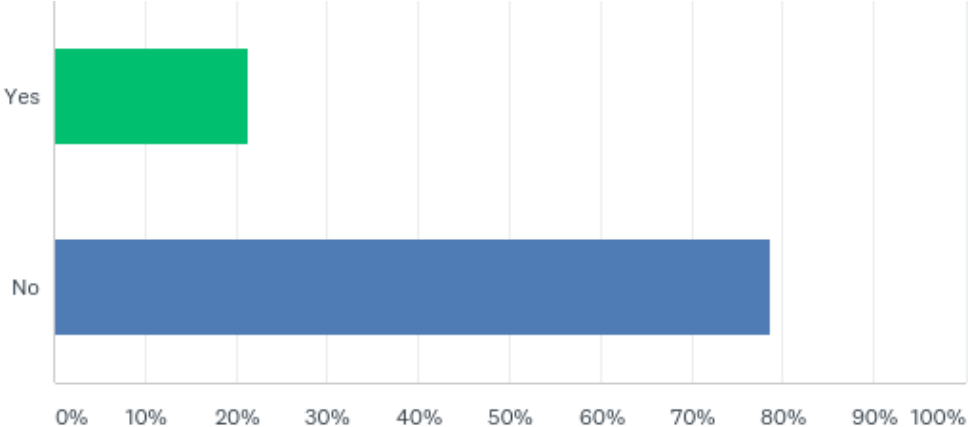
## Q6: Which best describes why your jurisdiction chose to address e-bikes (check all that apply)

Answered: 16 Skipped: 16

	YES	NO	TOTAL	WEIGHTED AVERAGE
We felt it was important to clarify that e-bikes were allowed	50.00% 6	50.00% 6	12	1.00
We felt it was important to clarify that e-bikes are not allowed	58.33% 7	41.67% 5	12	0.83
We felt it was important to differentiate where e-bikes were allowed	84.62% 11	15.38% 2	13	0.31
We felt it was important to differentiate which class of e-bikes were allowed	76.92% 10	23.08% 3	13	0.46
In response to an incident	0.00% 0	100.00% 11	11	2.00
In response to citizens group request	40.00% 4	60.00% 6	10	1.20
Because there was a lack of clarity among the public	60.00% 9	40.00% 6	15	0.80
Because they pose a significant safety issue on our paths and trails	30.00% 3	70.00% 7	10	1.40
Because we see e-bikes as an important tourist amenity for economic development	40.00% 4	60.00% 6	10	1.20
Because we see e-bikes as an important part of climate action or sustainability goals	40.00% 4	60.00% 6	10	1.20

# Q7: If your jurisdiction has allowed e-bikes are you fielding many negative reports about their use (speed, safety, e-bike rental fleets)?

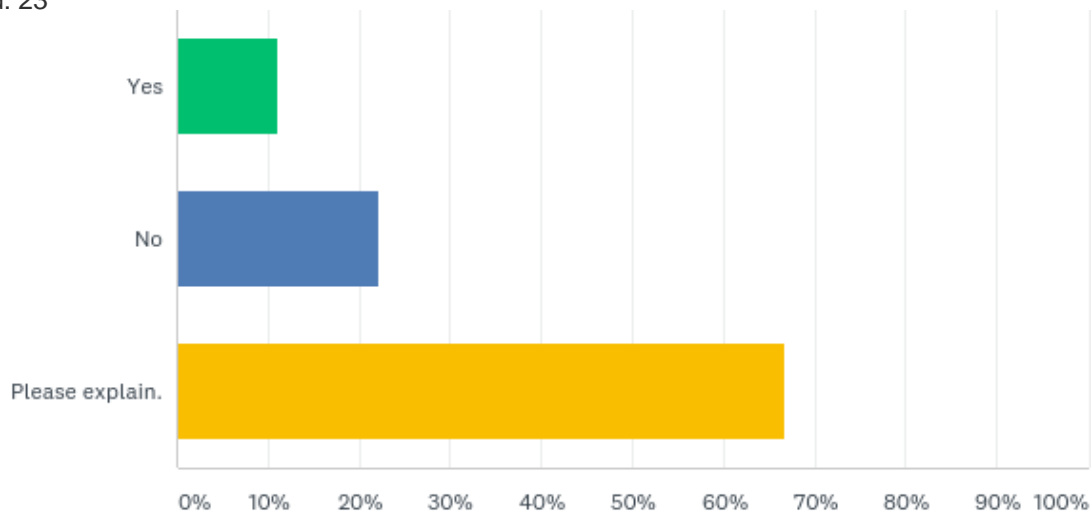
Answered: 14 Skipped: 18



ANSWER CHOICES	RESPONSES	
Yes	21.43%	3
No	78.57%	11
TOTAL		14

## Q8: If fielding concerns about e-bikes, are you finding these concerns to be founded or unfounded? Explain.

Answered: 9 Skipped: 23

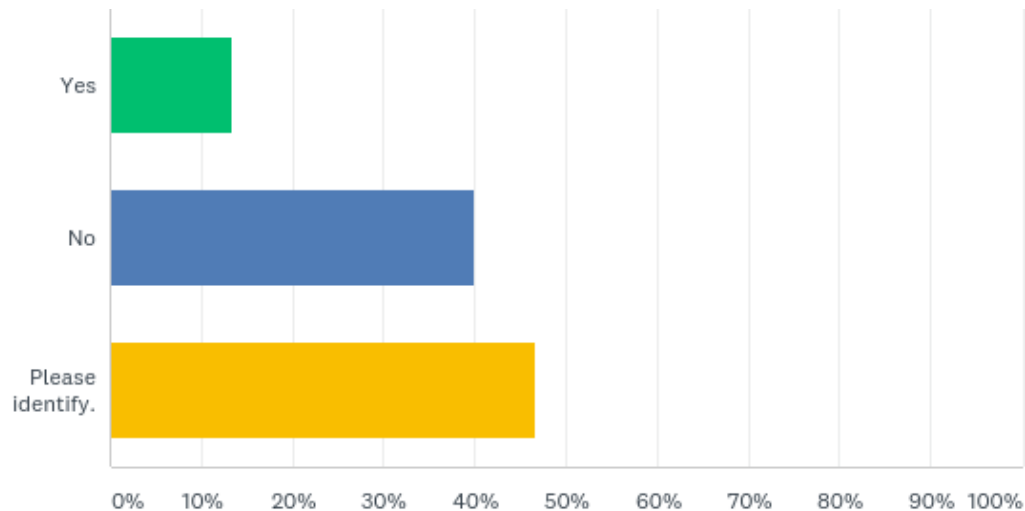


ANSWER CHOICES	RESPONSES	
Yes	11.11%	1
No	22.22%	2
Please explain.	66.67%	6
<b>TOTAL</b>		<b>9</b>



## Q9: Is there a specific property or trail that prompted discussion around e-bikes? Explain

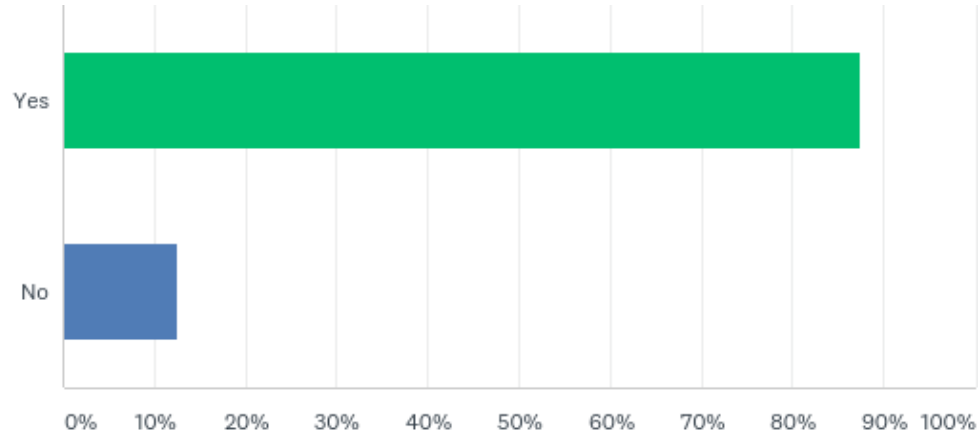
Answered: 15 Skipped: 17



ANSWER CHOICES	RESPONSES	
Yes	13.33%	2
No	40.00%	6
Please identify.	46.67%	7
<b>TOTAL</b>		<b>15</b>

# Q10: Do you have regional trails where e-bike regulation does or would involve multiple jurisdictions?

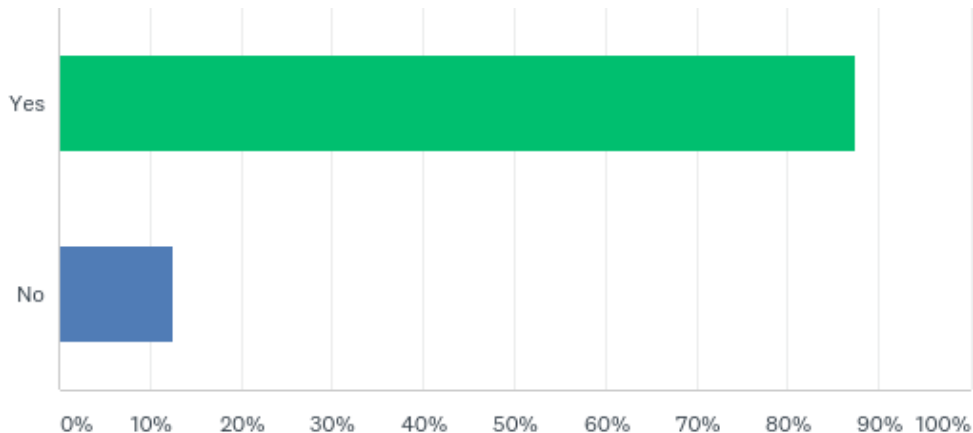
Answered: 16 Skipped: 16



ANSWER CHOICES	RESPONSES	
Yes	87.50%	14
No	12.50%	2
<b>TOTAL</b>		<b>16</b>

# Neighboring jurisdictions, including federally managed public lands, a challenge for e-bike users which may enter a trail system in your jurisdiction?

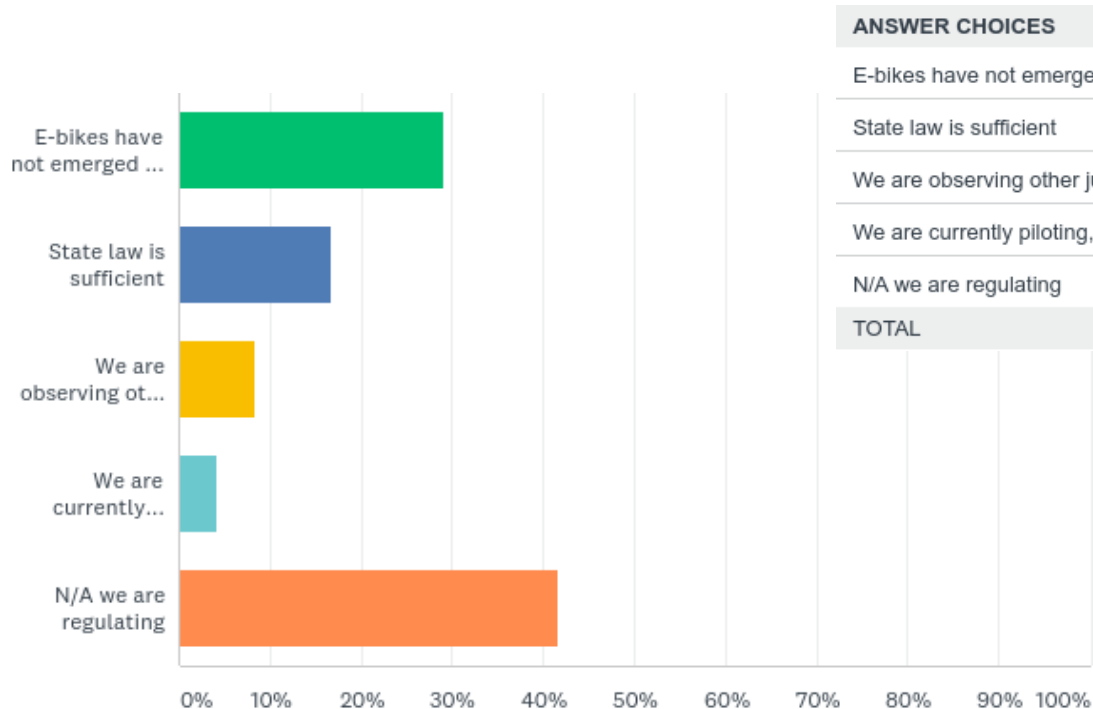
Answered: 16 Skipped: 16



ANSWER CHOICES	RESPONSES	
Yes	87.50%	14
No	12.50%	2
TOTAL		16

# Q12: If your jurisdiction has chosen to not regulate e-bikes, which best describes why?

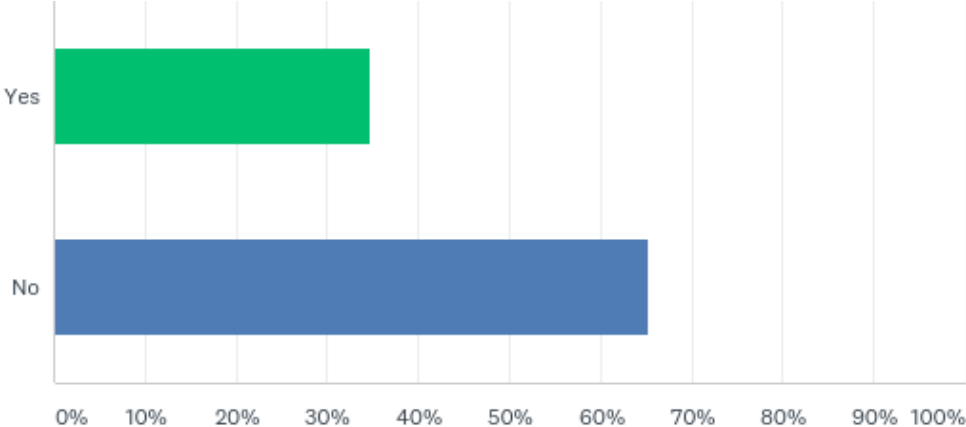
Answered: 24 Skipped: 8



ANSWER CHOICES	RESPONSES
E-bikes have not emerged as an issue of concern for us	29.17% 7
State law is sufficient	16.67% 4
We are observing other jurisdictions	8.33% 2
We are currently piloting, studying or doing outreach on options	4.17% 1
N/A we are regulating	41.67% 10
TOTAL	24

# Q14: Does your jurisdiction allow ATVs on streets?

Answered: 23 Skipped: 9



ANSWER CHOICES	RESPONSES	
Yes	34.78%	8
No	65.22%	15
TOTAL		23