



AGENDA

Thursday, July 11, 2019

Colorado Mountain College, Room #307
1402 Blake Ave., Glenwood Springs, CO
10:00am – 1:00pm

VIDEO & PHONE CONFERENCE INFORMATION

Zoom Meeting

- Join from PC, Mac, Linux, iOS or Android: <https://zoom.us/j/846374138>
- Phone: 1-669-900-6833
- MEETING ID: 846 374 138

NWCCOG COUNCIL BOARD MEETING

10:00 a.m.	1.	Call to Order – Karn Stiegelmeier, NWCCOG Council Chair	
	2.	Roll Call and Determination of Quorum	
10:05 a.m.	*3.	NWCCOG CONSENT AGENDA ITEMS	
	*a.	ACTION COG: Minutes from March 28, 2019 Council Meeting	Pgs. 3-5
	*b.	ACTION COG: Financials <ul style="list-style-type: none"> - NWCCOG – List of Payments - Second Quarter financials will be presented at August meeting 	Pgs. 6-17
	*c.	ACTION COG: Policy & Procedure Updates <ul style="list-style-type: none"> - CORA Policy (previous version followed by revised copy) - Updated policy reviewed by CIRSA, NWCCOG general counsel, and Alyssa Shenk 	Pgs. 18-20
	*d.	ACTION COG: YVEA Support Letter – Signed by Nate Walowitz	Pg. 21
	*e.	ACTION COG: Approve and authorize Executive Director to submit DOLA Grant in August Cycle for funding NWCCOG Regional Broadband Director for amount and duration TBD through discussing with DOLA representative.	
	*4.	DISCUSSION and ACTION COG: Confirm that NWCCOG Executive Director or Program Directors have authorization to write letters of support on behalf of NWCCOG for local projects, programs and grant applications as well as for any member jurisdiction or Project THOR participant without specific authorization from NWCCOG Council for clearly non-controversial matters. Does this need a policy or process?	
10:15 a.m.	5.	DISCUSSION COG: Ski Area Fee Retention Bill 2019 Version <ul style="list-style-type: none"> - See 1723 on website: http://nwccog.org/about/meetings/ - It is slightly Amended from 2018 version to which we sent comments - Discuss whether to support, oppose or request same expansion of uses for funds 	Pgs. 22-25
10:30 a.m.	*6.	DISCUSSION and ACTION COG: Request by QQ for NWCCOG as 208 regional water quality planning agency to submit an amicus brief in the case that Save Our Colorado and other environmental groups have brought against the U.S. for issuing a 404 permit for the Windy Gap Firing Project. <ul style="list-style-type: none"> - Memo attached from Torie - Amicus Brief being drafted; any details or discussion of detailed content will require an Executive Session to receive legal advice. - Motion: I authorize the NWCCOG Executive Director to coordinate with Torie and counsel to submit the amicus brief on behalf of NWCCOG. 	Pgs. 26-27
10:45 a.m.	7.	DISCUSSION COG: Mountain Corridor Priorities I-70 Coalition, NWCCOG and Transportation <ul style="list-style-type: none"> - New CDOT Director is gathering input, including from COGS. Should NWCCOG confirm and adopt the same priorities as I-70 Coalition? - Urban COGS are very involved in Transportation and host their TPR as well as lobbying/advocating like the I-70 Coalition. I have been discussing with Margaret Bowes 	Pgs. 28-29

		<i>about how we could support/collaborate. We will visit Pikes Peak COG whose new ED invited a visit and welcomed the discussion. Thoughts?</i>	
	8.	DISCUSSION COG: The Town of Eagle is one of two towns in our region that is statutory. They are holding an election for a commission to draft a Home Rule Charter for the voters. I have been attending meetings, learning and would like to “run” for this temporary local commission. As a past mayor, trustee and manager of the town, my input would be valuable. No current officials can be on the commission. I have discussed with Brandi Reitter who has also checked with the Mayor. Both are OK. I am checking in with the members on this since 1. It will take time and 2. Since I wouldn’t consider it appropriate as NWCCOG ED to run for or hold any other local office.	
11:15 a.m.	9.	DISCUSSION and CENSUS 2020 Updates: Rachel Lunney <ul style="list-style-type: none"> - FYI DOLA announces Grant Cycle - What complete count efforts is your jurisdiction undertaking? - Citizenship Question – should have SCOTUS ruling by this meeting 	Pgs. 30-37
11:30 a.m.	10.	COG INFO and QUESTION: Avon Request to update the 2008 NWCCOG Second Home Study <ul style="list-style-type: none"> - Rachel Lunney Memo—Second Home Study - Also attached STR best practices and matrix from CAST. - Should NWCCOG price out a full update, or is basic info good enough? 	Pgs. 38-64
	11.	TABOR: Build A Better Colorado Update—Rachel Lunney	
Noon		Lunch from THOR Grill for those who RSVP by Monday, July 8, 2019	
12:15 p.m.	12.	Member Updates	
	13.	Program Updates: <ul style="list-style-type: none"> - Summary document in the packet. If you have any questions for our programs that may benefit the whole group, please ask for further detail at this time. 	Pgs. 66-79
12:50 p.m.	14.	New Business	
1:00 p.m.	*15.	Adjourn NWCCOG Meeting	
<p style="text-align: center;">NEXT NWCCOG MEETING: Thursday, August 22, 2019 at the Summit County Community & Senior Center Hoosier Room, Frisco, CO 10am – 2:00 pm</p>			
<p>NWCCOG Officers: NWCCOG Council Chair – Karn Stiegelmeier NWCCOG Council Vice-Chair – Patti Clapper NWCCOG Council Secretary-Treasurer – Carolyn Skowyra</p>			
<p>NWCCOG Executive Committee: Region XII county members – Karn Stiegelmeier, Patti Clapper, Jeanne McQueeney, and Kristen Manguso. With one remaining vacancy. Municipal members – Alyssa Shenk, Andy Miller, Carolyn Skowyra, and Patty McKenny</p>			

* requires a vote



Northwest Colorado Council of Governments

NWCCOG Council Board Meeting Minutes

Thursday, March 28, 2019
Council Chambers, 50 Lundgren Blvd.
Gypsum, Colorado

Council & EDD Board Members Present:

Aaron Blair, Town of Granby (phone)
Andy Miller, Town of Fraser
Anne McKibbin, Town of Eagle
Brian Waldes, Town of Breckenridge (phone)
Carolyn Skowyra, Town of Dillon
Heather Sloop, City of Steamboat Springs
Jake Spears, Town of Red Cliff
Jeanne McQueeney, Eagle County
Jo McQueary, Town of Walden
Karn Stiegelmeier, Summit County
Patti Clapper, Pitkin County
Patty McKenny, Town of Vail
Watkins Fulk-Gray (phone)

Presentors:

Chris Lindley, Eagle County Public Health
Sarah Vaine, Summit County

NWCCOG Staff:

Anita Cameron
Elaina West
Jon Stavney

Call to Order:

Karn Stiegelmeier, NWCCOG Council Chair called the NWCCOG Council Meeting to order at 10:53 a.m. Roundtable introductions were completed, and a quorum was present for the group.

Consent Agenda Items:

Consent Agenda comprised of: October 25, 2018 NWCCOG Council meeting minutes and the final December 2018 NWCCOG financials.

M/S/P Jeanne McQueeney/Patty McKenny to approve consent agenda items as presented.

February 2019 Financials:

M/S/P Patti Clapper/Carolyn Skowyra to approve February 2019 financials as presented.

Background Check and MVR Policy and Procedures

The council asked to have the following changes made to the Background Check Policy: after 5 years add "after which time the records will be destroyed."

M/S/P Patty McKenny/Patti Clapper to approve the Background Check Policy with minor addition and MVR Policy and Procedures.

Position on H.R. 530

M/S/P Patti Clapper/Anne McKibbin to approve H.R. 50 letter as presented.

Update Project THOR

At its July 27, 2017 NWCCOG meeting the Council considered a proposal by the Outstanding Grand Lake Foundation to amend the NWCCOG Water Quality Management Plan, or 208 Plan, to recommend that the

Presentation: 2018 1A: Sarah Vaine, Summit County

Vaine reviewed ongoing county led efforts which she is spearheading at Summit County with various partners to improve mental health services and health care services. Memo with summary is in packet from this meeting. Presentation is on NWCCOG website: <http://nwccog.org/about/meetings/>.

Presentation: County Innovations in addressing Mental Health: Chris Lindley, Eagle County Public Health Director

Lindley updated group on various county led efforts to improve mental health with various partners. Summary is in packet for this meeting. Presentation is on our website: <http://nwccog.org/about/meetings/>.

Mini-Grants

Memo in packet with Jon's request. In short, Jon requested that he produce and circulate a memo requesting submittals for NWCCOG's annual technical mini-grant program (Memo circulated April 5, 2019) and be allowed to screen and approve those as they came in unless there were more requests than the allotted amount (\$40,000 in \$5,000 individual awards). If there were more than allotted, Jon would bring a weighted spreadsheet with recommendations to the next NWCCOG council meeting for review and approval. If not, he would proceed to review and award as authorized by this group (after conferring about each with DOLA). The group agreed with Jon's suggestions.

Member Updates

Summit County, Karn Stiegelmeier –Karn passed out a handout on fire ban criteria and discussed 1A's role in fire mitigation. Summit County is trying to get USFS to change national standards for fire ban criteria. If USFS does not, Summit County will enter into fire ban earlier based on its own criteria.

Town of Vail, Patty McKenny – State just passed legislation to allow counties to regulate fireworks. The fire warden is requesting a complete ban on public and private fireworks.

Pitkin County, Patti Clapper – Patti gave a Pitco Airport committee update. The county is gearing for mud, flood, and fire dangers. They plan to bring out fire mitigation materials earlier this year.

Town of Eagle, Anne McKibbin – The town is working on fire mitigation with GEFD, including some burning on Brush Creek valley. They recently installed a generator at LBWTP. The water park ribbon cutting will be soon. Eagle is looking for a Town Planner/Director of Community Development.

Town of Fraser, Any Miller – Disney slide on Berthoud buried a movie maker in 1957. They are worried about a flood. Town needs to improve WW plant for Copper because of low flows. Grand County is most diverted county in the state of Colorado by a factor of 3. Northern is going to pay 40% of plant and ongoing use. There is going to be a Mural Festival in Fraser. They are planning a Fine Arts Center.

City of Steamboat Springs, Heather Sloop – the City had a joint meeting with Routt County last week to speak about joint law enforcement facility and fire/EMS. Annexation approved for West Steamboat going to referendum, because they didn't have enough signatures. River closure program was updated for the first time since 1990s. They are conducting a parks and rec cost recovery study. Steamboat Springs community housing is on docket to be repealed.

Town of Red Cliff, Jake Spears – the town is working on a new housing project for nine townhome units. Jake estimated that 15 of the 140 Red Cliff homes are second homes.

Town of Dillon, Carolyn Skowrya – Ice Castles close in two weeks. Summer concert series starts June 8th. Dillon council is the only council in Summit still considering fireworks.

Town of Walden, Jo McQueary – Walden installed solar a solar power array on water treatment plant, and is already seeing the cost saving benefits. Oil and gas are raising housing costs. Jon to put flyer about project in next NWCCOG Council packet per Jo request.

New business:

There was none.

Adjournment:

M/S/P Carolyn Skowrya/Heather Sloop to adjourn the NWCCOG Council Meeting at 1:52 p.m.

Karn Stiegelmeier, NWCCOG Council Chair

Date

Northwest Colorado Council of Governments
List of Bills by Class
May 2019

8:45 AM

06/26/2019

Accrual Basis

	Type	Date	Name	Amount
* COG PROGRAM FUNDS				
1100- Regional Business				
	Liability Check	05/01/2019	County Health Pool	1,802.88
	Bill	05/02/2019	All Events and Catering LLC	3,060.25
	Bill	05/02/2019	Red Buffalo Coffee & Tea	430.00
	Credit Card Charge	05/03/2019	All Events and Catering LLC	275.00
	Credit Card Charge	05/03/2019	Starbucks	100.00
	Credit Card Charge	05/03/2019	REI	275.51
	Credit Card Charge	05/03/2019	Whole Foods (vendor)	27.98
	Credit Card Charge	05/03/2019	Blue Moon Bakery	41.88
	Credit Card Charge	05/03/2019	City Market	24.19
	Bill	05/04/2019	North Star Consulting Group	693.00
	Bill	05/04/2019	North Star Consulting Group	709.00
	Bill	05/07/2019	TV8 Summit	1,500.00
	Check	05/20/2019	Enterprise Fleet Management	520.74
	Bill	05/23/2019	Black Diamond Gourmet	474.70
	Bill	05/30/2019	Stavney, Jon (vendor)	942.56
	Check	05/31/2019	Colorado Department of Revenue	176.00
	Bill	05/31/2019	Wex Bank	53.53
Total 1100- Regional Business				11,107.22
1200- Broadband				
	Liability Check	05/01/2019	County Health Pool	1,802.88
	Credit Card Charge	05/03/2019	Fatty's Breck	13.63
	Credit Card Charge	05/03/2019	Lyft	33.61
	Credit Card Charge	05/03/2019	Renaissance Hotels	27.82
	Credit Card Charge	05/03/2019	Renaissance Hotels	15.16
	Credit Card Charge	05/03/2019	Lyft	34.52
	Credit Card Charge	05/03/2019	Renaissance Hotels	333.50
	Credit Card Charge	05/03/2019	DIA Parking	16.42
	Credit Card Charge	05/03/2019	ZOOM.US	14.99
	Credit Card Charge	05/03/2019	Mountain Connect	299.00
	Credit Card Charge	05/03/2019	Keystone Resort	50.00
	Bill	05/04/2019	Verizon Wireless Services	46.62
	Bill	05/20/2019	UNUM Life Insurance CO of America	76.50
	Bill	05/20/2019	Kissinger & Fellman, PC	1,367.50
	Bill	05/23/2019	Black Diamond Gourmet	474.70
Total 1200- Broadband				4,606.85
2100- Elevator Inspection				
	Liability Check	05/01/2019	County Health Pool	1,455.89
	Liability Check	05/01/2019	County Health Pool	792.65
	Liability Check	05/01/2019	County Health Pool	1,802.88
	Liability Check	05/01/2019	County Health Pool	816.11
	Liability Check	05/01/2019	County Health Pool	1,469.38
	Liability Check	05/01/2019	County Health Pool	24.00
	Liability Check	05/01/2019	County Health Pool	761.20
	Liability Check	05/01/2019	County Health Pool	472.07
	Credit Card Charge	05/03/2019	MGM Grand	124.95
	Credit Card Charge	05/03/2019	Excalibur Hotel	372.40
	Credit Card Charge	05/03/2019	Lowes	33.05
	Credit Card Charge	05/03/2019	NYNY Las Vegas	21.00
	Credit Card Charge	05/03/2019	RTC Jeffco	6.00
	Credit Card Charge	05/03/2019	Lukes Lobster	63.04
	Credit Card Charge	05/03/2019	Tropical Smoothy Cafe	7.57
	Credit Card Charge	05/03/2019	Excalibur Hotel	197.28
	Credit Card Charge	05/03/2019	Las Vegas Airport	39.00
	Credit Card Charge	05/03/2019	DIA Parking	75.00
	Credit Card Charge	05/03/2019	Fiesta Jalisco	14.00
	Credit Card Charge	05/03/2019	O P Bar and Grill	12.51
	Credit Card Charge	05/03/2019	Best Western	94.00
	Credit Card Charge	05/03/2019	Los Amigos Mexican Restaurant	18.00
	Credit Card Charge	05/03/2019	CO. Dept of Labor & Employment	179.70
	Credit Card Charge	05/03/2019	Las Vegas Airport	8.50
	Credit Card Charge	05/03/2019	Popeyes	10.27
	Credit Card Charge	05/03/2019	Schlotzsky's	12.43
	Credit Card Charge	05/03/2019	Pizza Hut	9.84
	Credit Card Charge	05/03/2019	Excalibur Hotel	363.95
	Credit Card Charge	05/03/2019	Gourmet Burritos	11.56
	Credit Card Charge	05/03/2019	DIA Parking	30.24
	Credit Card Charge	05/03/2019	Avon gas station	3.30
	Credit Card Charge	05/03/2019	Kum & Go	33.52
	Credit Card Charge	05/03/2019	City Market	11.66
	Credit Card Charge	05/03/2019	Zheng's Asian Bistro	35.75

Type	Date	Name	Amount
Credit Card Charge	05/03/2019	Starbucks	3.24
Credit Card Charge	05/03/2019	TAXI	19.42
Credit Card Charge	05/03/2019	Starbucks	4.60
Credit Card Charge	05/03/2019	Starbucks	5.36
Credit Card Charge	05/03/2019	Kum & Go	27.83
Credit Card Charge	05/03/2019	Mon Ami	53.85
Credit Card Charge	05/03/2019	Breakfast in America	14.05
Credit Card Charge	05/03/2019	TAXI	19.17
Credit Card Charge	05/03/2019	Starbucks	8.06
Credit Card Charge	05/03/2019	Excalibur Hotel	168.93
Credit Card Charge	05/03/2019	Starbucks	5.51
Credit Card Charge	05/03/2019	RPS Grand Junction	20.00
Credit Card Charge	05/03/2019	Chili's	24.13
Credit Card Charge	05/03/2019	Quiznos	11.79
Credit Card Charge	05/03/2019	Ace Hardware	50.93
Credit Card Charge	05/03/2019	Patagonia	88.91
Credit Card Charge	05/03/2019	Lowes	68.25
Credit Card Charge	05/03/2019	Patagonia	79.64
Credit Card Charge	05/03/2019	Lowes	32.48
Credit Card Charge	05/03/2019	Aspen Parking	4.00
Credit Card Charge	05/03/2019	Aspen Parking	3.00
Credit Card Charge	05/03/2019	Sprouts	21.16
Credit Card Charge	05/03/2019	Kaizen Fusion Sushi	30.31
Credit Card Charge	05/03/2019	Excalibur Hotel	245.40
Credit Card Charge	05/03/2019	Kaizen Fusion Sushi	25.98
Credit Card Charge	05/03/2019	Aspen Parking	4.50
Credit Card Charge	05/03/2019	Aspen Parking	3.00
Credit Card Charge	05/03/2019	Aspen Parking	4.00
Credit Card Charge	05/03/2019	Best Western	94.00
Bill	05/04/2019	Verizon Wireless Services	149.72
Bill	05/08/2019	Quill Corporation	100.99
Bill	05/08/2019	Quill Corporation	59.60
Bill	05/10/2019	Quill Corporation	39.99
Bill	05/13/2019	A Smart Elevator Solution LLC(s corp)	3,150.00
Bill	05/13/2019	A Smart Elevator Solution LLC(s corp)	1,350.00
Bill	05/15/2019	Shankland, Joe	114.96
Bill	05/20/2019	UNUM Life Insurance CO of America	29.47
Bill	05/20/2019	UNUM Life Insurance CO of America	48.87
Bill	05/20/2019	UNUM Life Insurance CO of America	70.66
Bill	05/20/2019	UNUM Life Insurance CO of America	54.31
Bill	05/20/2019	UNUM Life Insurance CO of America	53.13
Bill	05/20/2019	UNUM Life Insurance CO of America	49.87
Bill	05/20/2019	UNUM Life Insurance CO of America	46.39
Bill	05/20/2019	UNUM Life Insurance CO of America	31.62
Bill	05/20/2019	Eugene Morse (v)	185.96
Bill	05/20/2019	Sanders True Value	3.29
Check	05/20/2019	Enterprise Fleet Management	527.10
Check	05/20/2019	Enterprise Fleet Management	527.10
Check	05/20/2019	Enterprise Fleet Management	527.10
Check	05/20/2019	Enterprise Fleet Management	527.10
Check	05/20/2019	Enterprise Fleet Management	527.10
Bill	05/21/2019	Alpine PC	50.00
Bill	05/30/2019	Eugene Morse (v)	886.65
Bill	05/31/2019	Wex Bank	706.54
			<hr/>
			20,341.72

Total 2100- Elevator Inspection

2915 - 94.002 RSVP

Liability Check	05/01/2019	County Health Pool	191.55
Credit Card Charge	05/03/2019	OfficeSupply.com	92.86
Credit Card Charge	05/03/2019	CBI Records Ck-Net	6.85
Credit Card Charge	05/03/2019	OfficeSupply.com	419.98
Credit Card Charge	05/03/2019	Gumbo YaYa	27.19
Credit Card Charge	05/03/2019	TST Butcher	19.32
Credit Card Charge	05/03/2019	Comcast	43.16
Credit Card Charge	05/03/2019	Mulates	43.62
Credit Card Charge	05/03/2019	BigEasy.com	20.00
Credit Card Charge	05/03/2019	TST Butcher	38.91
Credit Card Charge	05/03/2019	DIA Parking	120.00
Credit Card Charge	05/03/2019	Xfinity Mobile	29.33
Credit Card Charge	05/03/2019	Verticalscr	30.50
Bill	05/16/2019	Triple V Designs	205.85
Bill	05/20/2019	UNUM Life Insurance CO of America	37.19
Bill	05/31/2019	Kaddatz, Mary Ann	58.00
Bill	05/31/2019	Dawson, Adrienne	23.20
Bill	05/31/2019	Beckwith, Helen	82.94
Bill	05/31/2019	Olive, Irene	103.82

	Type	Date	Name	Amount
	Bill	05/31/2019	Carr, Linda(RSVP)	3.48
	Bill	05/31/2019	Cheff, Marty	30.16
	Bill	05/31/2019	Hess, MaryJane(RSVP)	62.35
	Bill	05/31/2019	Archibeque, Oralia(RSVP)	40.60
	Bill	05/31/2019	Palmateer, Paula(RSVP)	105.56
	Bill	05/31/2019	Vasquez, Roy	42.34
	Bill	05/31/2019	Einspahr, Sandra(RSVP)	84.10
	Bill	05/31/2019	Quealy, Tim	2.90
	Bill	05/31/2019	Christiansan, Beverly	67.28
	Bill	05/31/2019	Weber, Donna	165.30
	Bill	05/31/2019	Christiansan, Elmer(RSVP)	88.74
	Bill	05/31/2019	McCafferty, Marlene(RSVP)	46.40
	Bill	05/31/2019	Delany, Mary	26.68
	Bill	05/31/2019	Klahn, Miki	78.30
	Bill	05/31/2019	Surette, Richard	280.72
Total 2915 - 94.002 RSVP				2,719.18
3018 - AAAA 18/19				
3108 - Fed Admin				
	Liability Check	05/01/2019	County Health Pool	746.84
	Liability Check	05/01/2019	County Health Pool	968.71
	Liability Check	05/01/2019	County Health Pool	31.57
	Bill	05/03/2019	Summit Bookkeeping & Payroll, Inc	0.00
	Bill	05/03/2019	Summit Bookkeeping & Payroll, Inc	0.00
	Credit Card Charge	05/03/2019	TST Butcher	38.64
	Credit Card Charge	05/03/2019	Mulates	43.61
	Bill	05/15/2019	Summit Bookkeeping & Payroll, Inc	0.00
Total 3108 - Fed Admin				1,829.37
3118 - Part B				
	Credit Card Charge	05/03/2019	OfficeSupply.com	19.94
	Credit Card Charge	05/03/2019	Alzheimer's Association (c corp)	175.00
	Credit Card Charge	05/03/2019	Comcast	25.35
	Credit Card Charge	05/03/2019	Qdoba Mexican Grill	11.60
	Credit Card Charge	05/03/2019	Xfinity Mobile	17.22
	Credit Card Charge	05/03/2019	Hyatt Regency	20.40
	Credit Card Charge	05/03/2019	Hyatt Regency	119.10
	Bill	05/31/2019	Grand Gazette	60.00
	Bill	05/31/2019	Colorado Legal Services (v)501(c)3	491.50
	Bill	05/31/2019	Jackson County Council on Aging	913.34
	Bill	05/31/2019	Jackson County Council on Aging	627.92
Total 3118 - Part B				2,481.37
3138 - Part C-1				
	Bill	05/31/2019	Eagle County Public Health	7,323.19
	Bill	05/31/2019	Pitkin County Senior Services	5,706.16
	Bill	05/31/2019	Bruchez, Molly	714.16
	Bill	05/31/2019	Bruchez, Molly	555.00
	Bill	05/31/2019	Bruchez, Molly	232.97
Total 3138 - Part C-1				14,531.48
3148 - Part C-2				
	Bill	05/29/2019	Nutri-Systems Corporation	351.57
	Bill	05/31/2019	Nutri-Systems Corporation	401.54
	Bill	05/31/2019	Eagle County Public Health	2,292.44
	Bill	05/31/2019	Pitkin County Senior Services	0.00
Total 3148 - Part C-2				3,045.55
3158 - Part D				
	Bill	05/26/2019	Janusz, Marilyn	550.00
Total 3158 - Part D				550.00
3168 - Part E				
	Liability Check	05/01/2019	County Health Pool	7.97
	Liability Check	05/01/2019	County Health Pool	130.06
	Credit Card Charge	05/03/2019	CBI Records Ck-Net	6.85
	Bill	05/13/2019	Second Wind Dreams Inc	2,590.00
	Bill	05/20/2019	AAAA Client	360.00
	Bill	05/31/2019	AAAA Client	1,000.00
	Bill	05/31/2019	Jackson County Council on Aging	120.00
	Bill	05/31/2019	Summit County Community & Senior Center	464.00
	Bill	05/31/2019	Timberline Adult Day Services	1,000.00
Total 3168 - Part E				5,678.88
3188 - Ombudsman				
	Liability Check	05/01/2019	County Health Pool	121.04
Total 3188 - Ombudsman				121.04
3318 - State Admin				
	Liability Check	05/01/2019	County Health Pool	31.87
	Liability Check	05/01/2019	County Health Pool	143.51
	Liability Check	05/01/2019	County Health Pool	211.55
	Bill	05/20/2019	UNUM Life Insurance CO of America	61.56

	Type	Date	Name	Amount
Total 3318 - State Admin	Bill	05/20/2019	UNUM Life Insurance CO of America	37.19
3328 - State Services				485.68
	Liability Check	05/01/2019	County Health Pool	1,802.88
	Liability Check	05/01/2019	County Health Pool	363.27
	Liability Check	05/01/2019	County Health Pool	205.24
	Credit Card Charge	05/03/2019	FlippingBook	530.00
	Credit Card Charge	05/03/2019	Hello-Rache	13.50
	Credit Card Charge	05/03/2019	Hello-Rache	27.00
	Credit Card Charge	05/03/2019	Crown Awards Inc.	520.22
	Credit Card Charge	05/03/2019	Panera Bread	11.86
	Credit Card Charge	05/03/2019	AUNT HELENS	15.08
	Credit Card Charge	05/03/2019	Double Tree Hotel	128.95
	Credit Card Charge	05/03/2019	Himalayan Cuisine Frisco	39.48
	Credit Card Charge	05/03/2019	Willa Jean	17.33
	Credit Card Charge	05/03/2019	The Daily Beet	55.15
	Credit Card Charge	05/03/2019	Ace Hotel	55.30
	Credit Card Charge	05/03/2019	Inn & Suites at Riverwalk	151.00
	Credit Card Charge	05/03/2019	Willa Jean	16.22
	Credit Card Charge	05/03/2019	Willa Jean	21.63
	Credit Card Charge	05/03/2019	Parking	25.92
	Credit Card Charge	05/03/2019	The Grove	9.62
	Credit Card Charge	05/03/2019	Austins American Grill	25.38
	Credit Card Charge	05/03/2019	Cambria Hotel	245.27
	Credit Card Charge	05/03/2019	Big Shooter Cafe	18.25
	Credit Card Charge	05/03/2019	Brickhouse 40	39.46
	Credit Card Charge	05/03/2019	Adobe Photoshop	41.89
	Credit Card Charge	05/03/2019	Office Depot	93.03
	Credit Card Charge	05/03/2019	CME	69.08
	Credit Card Charge	05/03/2019	ZOOM.US	49.00
	Credit Card Charge	05/03/2019	Gumbo YaYa	15.99
	Credit Card Charge	05/03/2019	Willa Jean	21.82
	Credit Card Charge	05/03/2019	Ace Hotel	23.86
	Credit Card Charge	05/03/2019	New Orleans Airport	15.97
	Credit Card Charge	05/03/2019	Garden of Eden	432.66
	Bill	05/04/2019	Verizon Wireless Services	46.63
	Bill	05/07/2019	Erin Fisher (vendor)	294.97
	Bill	05/15/2019	Summit County Community & Senior Center	2,330.70
	Bill	05/15/2019	Summit Bookkeeping & Payroll, Inc	112.00
	Bill	05/20/2019	Laurie Patterson Designs	1,100.00
	Bill	05/20/2019	UNUM Life Insurance CO of America	36.98
	Bill	05/22/2019	Jasmine Home Cooking	300.00
	Bill	05/31/2019	Chocolate Software, LLC(scorp)	670.00
	Bill	05/31/2019	Comfort Dental - GWS(partners)	470.00
	Bill	05/31/2019	Eagle County Public Health	150.38
	Bill	05/31/2019	Grand County Rural Health Network	280.14
	Bill	05/31/2019	Grand County Rural Health Network	1,350.79
	Bill	05/31/2019	Jackson County Council on Aging	1,511.58
	Bill	05/31/2019	Jackson County Council on Aging	1,422.00
	Bill	05/31/2019	Jackson County Council on Aging	362.50
	Bill	05/31/2019	Pitkin County Senior Services	169.45
	Bill	05/31/2019	Pitkin County Adult & Family Services	1,465.09
	Bill	05/31/2019	Summit County Community & Senior Center	90.00
	Bill	05/31/2019	Summit County Community & Senior Center	562.50
	Bill	05/31/2019	Summit County Community & Senior Center	2,800.00
	Bill	05/31/2019	Summit County Community & Senior Center	562.50
	Bill	05/31/2019	Kremmling Dental PLLC(scorp)	731.00
	Bill	05/31/2019	Marisela Arritola DDS	306.00
	Bill	05/31/2019	Zastrow Dentistry, LLC	843.00
Total 3328 - State Services				23,069.52
3448 - State Visual Impairment				
	Liability Check	05/01/2019	County Health Pool	170.42
Total 3448 - State Visual Impairment				170.42
3458 - HCPF dental				
	Liability Check	05/01/2019	County Health Pool	26.91
Total 3458 - HCPF dental				26.91
3518 - NSIP - C-1				
	Bill	05/20/2019	Eagle County Public Health	2,564.66
	Bill	05/20/2019	Grand County Senior Nutrition	732.76
	Bill	05/20/2019	Pitkin County Human Services	1,936.58
Total 3518 - NSIP - C-1				5,234.00
3608 - NWCCOG match				
	Bill	05/03/2019	Erin Fisher (vendor)	33.00
Total 3608 - NWCCOG match				33.00
Total 3018 - AAAA 18/19				57,257.22

	Type	Date	Name	Amount
3700 - WaterShed Services				
3710 - 208 Planning				
	Bill	05/06/2019	Sullivan Green Seavy, LLC	450.00
	Bill	05/07/2019	Lane Wyatt, Inc	2,175.00
				<u>2,625.00</u>
Total 3710 - 208 Planning				2,625.00
Total 3700 - WaterShed Services				2,625.00
3800- Econ Develop District				
	Liability Check	05/01/2019	County Health Pool	1,802.88
	Credit Card Charge	05/03/2019	Mountain Sports Outlet	89.97
	Credit Card Charge	05/03/2019	Economic Development Council of Colorado	500.00
	Bill	05/20/2019	UNUM Life Insurance CO of America	50.47
				<u>2,443.32</u>
Total 3800- Econ Develop District				2,443.32
4001-WX-Non Grant				
4003 - Machebeuf Fund				
	Bill	05/01/2019	Showtime Sign & Shirt Co	145.75
	Credit Card Charge	05/03/2019	Melanzana	1,584.00
				<u>1,729.75</u>
Total 4003 - Machebeuf Fund				1,729.75
4005 - CARE				
	Liability Check	05/01/2019	County Health Pool	1,469.39
	Liability Check	05/01/2019	County Health Pool	1,469.38
	Liability Check	05/01/2019	County Health Pool	786.41
	Liability Check	05/01/2019	County Health Pool	20.64
	Liability Check	05/01/2019	County Health Pool	790.73
	Liability Check	05/01/2019	County Health Pool	1,469.39
	Liability Check	05/01/2019	County Health Pool	17.28
	Liability Check	05/01/2019	County Health Pool	1,468.42
	Liability Check	05/01/2019	County Health Pool	792.65
	Liability Check	05/01/2019	County Health Pool	1,460.74
	Liability Check	05/01/2019	County Health Pool	1,802.88
	Liability Check	05/01/2019	County Health Pool	789.29
	Liability Check	05/01/2019	County Health Pool	786.89
	Liability Check	05/01/2019	County Health Pool	792.65
	Bill	05/01/2019	Positive Energy	411.42
	Bill	05/01/2019	Valley Lumber Rifle	99.68
	Bill	05/01/2019	Valley Lumber Rifle	24.68
	Bill	05/01/2019	Grand Junction Winair Co	21.43
	Bill	05/01/2019	Whirlpool Contract/Retail	15.00
	Bill	05/03/2019	Westland Distributing Inc	1,829.24
	Bill	05/03/2019	Westland Distributing Inc	1,895.06
	Credit Card Charge	05/03/2019	DAHL	640.63
	Credit Card Charge	05/03/2019	Ajax Mechanical Services	99.50
	Credit Card Charge	05/03/2019	Lowe's	78.41
	Credit Card Charge	05/03/2019	Western Slope Paint Supply	35.85
	Credit Card Charge	05/03/2019	Ferguson Enterprises Inc #109	100.20
	Credit Card Charge	05/03/2019	Lowe's	13.45
	Credit Card Charge	05/03/2019	City of Glenwood Springs {vendor}	103.02
	Credit Card Charge	05/03/2019	AutoZone	8.99
	Credit Card Charge	05/03/2019	Lowe's	11.68
	Credit Card Charge	05/03/2019	Lowe's	97.30
	Credit Card Charge	05/03/2019	Home Depot	15.94
	Credit Card Charge	05/03/2019	Home Depot	83.89
	Credit Card Charge	05/03/2019	Lowe's	14.86
	Credit Card Charge	05/03/2019	Lowe's	9.95
	Credit Card Charge	05/03/2019	Home Depot	46.31
	Credit Card Charge	05/03/2019	Home Depot	27.15
	Credit Card Charge	05/03/2019	Home Depot	6.98
	Credit Card Charge	05/03/2019	Home Depot	4.28
	Credit Card Charge	05/03/2019	Home Depot	17.62
	Credit Card Charge	05/03/2019	Home Depot	43.96
	Credit Card Charge	05/03/2019	Home Depot	40.73
	Credit Card Charge	05/03/2019	Comfort Inn Salida	341.97
	Credit Card Charge	05/03/2019	Lowe's	95.83
	Credit Card Charge	05/03/2019	Home Depot	17.72
	Credit Card Charge	05/03/2019	Home Depot	7.48
	Credit Card Charge	05/03/2019	Lowe's	37.46
	Credit Card Charge	05/03/2019	Lowe's	43.19
	Credit Card Charge	05/03/2019	Lowe's	8.98
	Credit Card Charge	05/03/2019	Home Depot	4.47
	Credit Card Charge	05/03/2019	Breckenridge Building Center	16.04
	Credit Card Charge	05/03/2019	KC Car Wash	18.50
	Credit Card Charge	05/03/2019	Lowe's	20.96
	Credit Card Charge	05/03/2019	Home Depot	75.98
	Credit Card Charge	05/03/2019	Home Depot	144.87
	Credit Card Charge	05/03/2019	Northwest Ranch Supply	26.98
	Credit Card Charge	05/03/2019	Northwest Ranch Supply	54.99

Type	Date	Name	Amount
Credit Card Charge	05/03/2019	Northwest Ranch Supply	10.58
Credit Card Charge	05/03/2019	Comfort Inn Salida	331.06
Credit Card Charge	05/03/2019	Lincraft Embroidery	54.90
Credit Card Charge	05/03/2019	Ace Hardware	12.99
Credit Card Charge	05/03/2019	Eagle County Building Dept.	40.00
Credit Card Charge	05/03/2019	Eagle County Building Dept.	145.86
Credit Card Charge	05/03/2019	Eagle County Building Dept.	50.00
Bill	05/04/2019	Century Link	29.10
Credit Card Charge	05/06/2019	Lowes	120.55
Credit Card Charge	05/06/2019	DAHL	248.61
Credit Card Charge	05/06/2019	DAHL	2,278.93
Credit Card Charge	05/06/2019	DAHL	70.76
Credit Card Charge	05/06/2019	DAHL	70.75
Credit Card Charge	05/06/2019	Home Depot	21.96
Credit Card Charge	05/06/2019	Home Depot	38.94
Credit Card Charge	05/06/2019	DAHL	248.61
Bill	05/07/2019	IQ Plumbing	245.00
Credit Card Charge	05/07/2019	DAHL	671.98
Credit Card Charge	05/07/2019	DAHL	671.98
Bill	05/08/2019	George T Sanders	98.25
Credit Card Charge	05/08/2019	Lowes	17.99
Credit Card Charge	05/08/2019	Lowes	3.28
Credit Card Charge	05/08/2019	Office Max	18.28
Credit Card Charge	05/08/2019	DAHL	2,145.64
Credit Card Charge	05/08/2019	Lowes	44.56
Credit Card Charge	05/08/2019	DAHL	91.59
Credit Card Charge	05/08/2019	Home Depot	48.91
Bill	05/09/2019	Four Sprys Investments, LLC(s-corp)	291.01
Credit Card Charge	05/09/2019	Rabbit Ears Motel	267.00
Credit Card Charge	05/09/2019	Lowes	112.86
Credit Card Charge	05/09/2019	Lowes	12.67
Credit Card Charge	05/09/2019	Ace Hardware	9.16
Credit Card Charge	05/09/2019	DAHL	493.73
Bill	05/10/2019	Whirlpool Contract/Retail	650.00
Bill	05/10/2019	Whirlpool Contract/Retail	657.00
Bill	05/10/2019	Whirlpool Contract/Retail	587.00
Credit Card Charge	05/10/2019	DAHL	113.24
Credit Card Charge	05/13/2019	City Electric Supply Co	314.24
Credit Card Charge	05/13/2019	Lowes	5.36
Bill	05/14/2019	Goodway Auto Repair LLC	1,052.78
Bill	05/14/2019	Prolific Water Filtration, Plumbing, Heat	4,153.00
Credit Card Charge	05/14/2019	Lowes	22.36
Credit Card Charge	05/14/2019	Lowes	32.00
Bill	05/16/2019	Prolific Water Filtration, Plumbing, Heat	3,504.00
Bill	05/16/2019	X-cel Energy	32.17
Credit Card Charge	05/16/2019	City Electric Supply Co	235.68
Credit Card Charge	05/16/2019	Lowes	12.98
Credit Card Charge	05/16/2019	Lowes	41.92
Bill	05/17/2019	Charles D Jones Co	52.57
Bill	05/17/2019	Summit Auto Services, Inc.	145.26
Bill	05/17/2019	Westland Distributing Inc	513.79
Bill	05/17/2019	Whirlpool Contract/Retail	650.00
Credit Card Charge	05/20/2019	O'Reilly Auto Parts	3.99
Credit Card Charge	05/20/2019	Lowes	6.46
Credit Card Charge	05/20/2019	Rieger Performance Motors	21.00
Bill	05/21/2019	Alpine PC	300.00
Credit Card Charge	05/21/2019	Lowes	47.44
Credit Card Charge	05/21/2019	Lowes	34.96
Credit Card Charge	05/21/2019	Lowes	147.68
Credit Card Charge	05/21/2019	Lowes	49.90
Bill	05/21/2019	The Electrical Outfitters, Inc.	191.37
Credit Card Charge	05/21/2019	Walmart	109.52
Credit Card Credit	05/21/2019	Walmart	-49.20
Credit Card Charge	05/22/2019	Fastenal	13.08
Bill	05/22/2019	Columbia Industries, Inc.	193.20
Credit Card Charge	05/22/2019	Steamboat Lumber Co	45.67
Credit Card Charge	05/22/2019	Steamboat Ace Hardware	39.98
Credit Card Charge	05/22/2019	Steamboat Ace Hardware	37.23
Bill	05/23/2019	Mountain Temp Services LLC	900.00
Credit Card Charge	05/23/2019	Home Depot	9.48
Credit Card Charge	05/23/2019	Rabbit Ears Motel	267.00
Credit Card Charge	05/23/2019	Rabbit Ears Motel	267.00
Bill	05/24/2019	Westland Distributing Inc	115.26
Bill	05/28/2019	Westland Distributing Inc	813.13
Credit Card Charge	05/28/2019	Home Depot	173.57

	Type	Date	Name	Amount
	Credit Card Charge	05/28/2019	Gypsum Eagle Ace Hardware	30.97
	Credit Card Charge	05/28/2019	Gypsum Eagle Ace Hardware	18.32
	Credit Card Charge	05/28/2019	Big Horn True Value	27.98
	Credit Card Charge	05/29/2019	Lowe's	110.15
	Credit Card Charge	05/29/2019	Home Depot	43.91
	Credit Card Charge	05/29/2019	Home Depot	22.66
	Credit Card Charge	05/29/2019	Lowe's	11.10
	Credit Card Charge	05/29/2019	Lowe's	25.23
	Credit Card Charge	05/29/2019	Lowe's	2.31
	Bill	05/30/2019	Mountain Temp Services LLC	450.00
	Credit Card Charge	05/30/2019	Peppino's	30.70
	Credit Card Charge	05/30/2019	Big Horn True Value	9.49
	Credit Card Charge	05/30/2019	RC Repairclinic.com	256.12
	Credit Card Charge	05/30/2019	Conoco	5.63
	Bill	05/31/2019	Westland Distributing Inc	19.02
	Bill	05/31/2019	Westland Distributing Inc	738.70
	Bill	05/31/2019	Westland Distributing Inc	1,740.72
	Bill	05/31/2019	Westland Distributing Inc	1,195.90
	Bill	05/31/2019	Whirlpool Contract/Retail	587.00
	Bill	05/31/2019	Wex Bank	1,340.22
	Bill	05/31/2019	Westland Distributing Inc	433.82
Total 4005 - CARE				53,259.88
4010 - CIP				
	Bill	05/04/2019	Century Link	1.94
Total 4010 - CIP				1.94
Total 4001-WX-Non Grant				54,991.57
4018-WX 18/19				
4348 - CEO OPERATING				
	Bill	05/24/2019	Innovative Energy Inc	5,087.85
Total 4348 - CEO OPERATING				5,087.85
4138 - LEAP H&S				
	Bill	05/01/2019	MD Electric Services, Inc.	120.00
	Bill	05/01/2019	MD Electric Services, Inc.	120.00
	Bill	05/01/2019	MD Electric Services, Inc.	120.00
	Bill	05/01/2019	MD Electric Services, Inc.	120.00
	Bill	05/01/2019	MD Electric Services, Inc.	120.00
	Bill	05/01/2019	MD Electric Services, Inc.	120.00
	Bill	05/01/2019	MD Electric Services, Inc.	120.00
	Bill	05/01/2019	MD Electric Services, Inc.	120.00
	Bill	05/01/2019	MD Electric Services, Inc.	120.00
	Bill	05/01/2019	MD Electric Services, Inc.	120.00
	Bill	05/01/2019	MD Electric Services, Inc.	120.00
	Bill	05/01/2019	MD Electric Services, Inc.	120.00
	Bill	05/01/2019	MD Electric Services, Inc.	120.00
	Bill	05/07/2019	Grand Junction Winair Co	351.93
	Bill	05/07/2019	Grand Junction Winair Co	351.93
	Bill	05/07/2019	Grand Junction Winair Co	351.93
	Bill	05/07/2019	Grand Junction Winair Co	351.93
	Bill	05/07/2019	Grand Junction Winair Co	351.93
	Bill	05/07/2019	Grand Junction Winair Co	351.93
	Bill	05/07/2019	Grand Junction Winair Co	351.93
	Bill	05/07/2019	Grand Junction Winair Co	351.93
	Bill	05/07/2019	Grand Junction Winair Co	351.93
	Bill	05/07/2019	Grand Junction Winair Co	351.93
	Bill	05/07/2019	Grand Junction Winair Co	351.91
	Credit Card Charge	05/13/2019	Lowe's	2.60
	Credit Card Charge	05/13/2019	Lowe's	2.60
	Credit Card Charge	05/13/2019	Lowe's	2.60
	Credit Card Charge	05/13/2019	Lowe's	2.60
	Credit Card Charge	05/13/2019	Lowe's	2.60
	Credit Card Charge	05/13/2019	Lowe's	2.60
	Credit Card Charge	05/13/2019	Lowe's	2.60
	Credit Card Charge	05/13/2019	Lowe's	2.60
	Credit Card Charge	05/13/2019	Lowe's	2.60
	Credit Card Charge	05/13/2019	Lowe's	2.60
	Credit Card Charge	05/13/2019	Lowe's	2.60
	Credit Card Charge	05/13/2019	Lowe's	2.56
	Credit Card Charge	05/15/2019	Lowe's	3.16
	Credit Card Charge	05/15/2019	Lowe's	3.16
	Credit Card Charge	05/15/2019	Lowe's	3.16
	Credit Card Charge	05/15/2019	Lowe's	3.16
	Credit Card Charge	05/15/2019	Lowe's	3.16
	Credit Card Charge	05/15/2019	Lowe's	3.16
	Credit Card Charge	05/15/2019	Lowe's	3.16

Type	Date	Name	Amount
Credit Card Charge	05/15/2019	Lowes	3.16
Credit Card Charge	05/15/2019	Lowes	3.16
Credit Card Charge	05/15/2019	Lowes	3.16
Credit Card Charge	05/15/2019	Lowes	3.16
Credit Card Charge	05/15/2019	Lowes	3.16
Credit Card Charge	05/15/2019	Lowes	3.10
Bill	05/16/2019	Prolific Water Filtration, Plumbing, Heat	1,132.75
Bill	05/21/2019	Miller, Jeremy (v)	4.21
Bill	05/21/2019	Miller, Jeremy (v)	4.21
Bill	05/21/2019	Miller, Jeremy (v)	4.21
Bill	05/21/2019	Miller, Jeremy (v)	4.21
Bill	05/21/2019	Miller, Jeremy (v)	4.21
Bill	05/21/2019	Miller, Jeremy (v)	4.21
Bill	05/21/2019	Miller, Jeremy (v)	4.21
Bill	05/21/2019	Miller, Jeremy (v)	4.21
Bill	05/21/2019	Miller, Jeremy (v)	4.21
Bill	05/21/2019	Miller, Jeremy (v)	4.21
Bill	05/21/2019	Miller, Jeremy (v)	4.21
Bill	05/21/2019	Miller, Jeremy (v)	4.21
Bill	05/21/2019	Miller, Jeremy (v)	4.21
Bill	05/21/2019	Miller, Jeremy (v)	4.18
Total 4138 - LEAP H&S			6,925.37
4148 - LEAP OP			
Bill	05/01/2019	FluentStream Technologies	142.27
Bill	05/01/2019	CTS LanguageLink	17.74
Bill	05/02/2019	Mountain Temp Services LLC	900.00
Bill	05/03/2019	Summit Bookkeeping & Payroll, Inc	0.00
Bill	05/03/2019	Summit Bookkeeping & Payroll, Inc	0.00
Bill	05/03/2019	Summit Bookkeeping & Payroll, Inc	0.00
Bill	05/03/2019	Summit Bookkeeping & Payroll, Inc	585.00
Credit Card Charge	05/03/2019	Home Depot	67.26
Credit Card Charge	05/03/2019	Lowes	19.18
Credit Card Charge	05/03/2019	Lowes	47.10
Credit Card Charge	05/03/2019	Lowes	54.72
Credit Card Charge	05/03/2019	NAPA Auto	9.00
Credit Card Charge	05/03/2019	US Postal Service	3.70
Credit Card Charge	05/03/2019	Kum & Go	50.00
Credit Card Charge	05/03/2019	Ace Hardware	3.99
Credit Card Charge	05/03/2019	Silverthorne Car Wash	3.35
Credit Card Charge	05/03/2019	Bighorn True Value	29.96
Credit Card Charge	05/03/2019	Lowes	92.47
Credit Card Charge	05/03/2019	Grainger	205.40
Bill	05/04/2019	Century Link	65.95
Bill	05/04/2019	Verizon Wireless Services	511.23
Credit Card Charge	05/06/2019	Lowes	20.02
Credit Card Charge	05/08/2019	City of Craig(vendor)	60.00
Bill	05/09/2019	Four Sprys Investments, LLC(s-corp)	618.39
Bill	05/09/2019	Mountain Temp Services LLC	900.00
Credit Card Charge	05/14/2019	Fastenal	65.67
Bill	05/15/2019	Summit Bookkeeping & Payroll, Inc	0.00
Bill	05/15/2019	Summit Bookkeeping & Payroll, Inc	0.00
Bill	05/15/2019	Summit Bookkeeping & Payroll, Inc	740.00
Bill	05/15/2019	Summit Bookkeeping & Payroll, Inc	0.00
Credit Card Charge	05/15/2019	DAHL	647.09
Credit Card Credit	05/15/2019	DAHL	-614.12
Credit Card Charge	05/15/2019	DAHL	1,238.82
Bill	05/16/2019	Mountain Temp Services LLC	495.00
Credit Card Charge	05/16/2019	Ma Famiglia	19.85
Bill	05/17/2019	Summit Auto Services, Inc.	308.68
Credit Card Charge	05/22/2019	Residence Inn Glenwood	188.00
Credit Card Charge	05/22/2019	Lowes	40.96
Credit Card Charge	05/22/2019	Lowes	8.54
Credit Card Charge	05/22/2019	Lowes	10.56
Credit Card Charge	05/22/2019	Lowes	11.98
Bill	05/22/2019	Columbia Industries, Inc.	17.95
Bill	05/28/2019	Grand Junction Winair Co	1,374.92
Credit Card Charge	05/29/2019	Lowes	18.18
Credit Card Charge	05/29/2019	Buena Vista True Value	19.99
Bill	05/31/2019	Wex Bank	2,847.98
Total 4148 - LEAP OP			11,846.78
4438 - DOE H&S			
Bill	05/01/2019	MD Electric Services, Inc.	120.00
Bill	05/01/2019	MD Electric Services, Inc.	120.00
Bill	05/07/2019	Grand Junction Winair Co	351.93
Bill	05/07/2019	Grand Junction Winair Co	351.93
Credit Card Charge	05/09/2019	Lowes	14.66

	Type	Date	Name	Amount
	Credit Card Charge	05/13/2019	Lowes	2.60
	Credit Card Charge	05/13/2019	Lowes	2.60
	Credit Card Charge	05/15/2019	Lowes	7.98
	Credit Card Charge	05/15/2019	Lowes	3.16
	Credit Card Charge	05/15/2019	Lowes	3.16
	Bill	05/21/2019	Miller, Jeremy (v)	4.21
	Bill	05/21/2019	Miller, Jeremy (v)	4.21
Total 4438 - DOE H&S				986.44
4448 - DOE OP				
	Bill	05/01/2019	BHW Associates	1,933.00
	Bill	05/03/2019	Whirlpool Contract/Retail	587.00
	Credit Card Charge	05/03/2019	UPS	17.45
	Credit Card Charge	05/03/2019	Clear Creek Supply Company	5.99
	Credit Card Charge	05/03/2019	Nichols Electronics	165.00
	Credit Card Charge	05/03/2019	Silverthorne Car Wash	11.50
	Credit Card Charge	05/03/2019	Hope for Homes	257.25
	Credit Card Charge	05/03/2019	Rodeway Inn	59.36
	Credit Card Charge	05/03/2019	Residence Inn Glenwood	282.00
	Credit Card Charge	05/03/2019	Comfort Inn Salida	113.52
	Credit Card Charge	05/03/2019	Best Western	94.00
	Credit Card Charge	05/03/2019	Residence Inn Glenwood	188.00
	Credit Card Charge	05/03/2019	Sanders True Value	4.99
	Credit Card Charge	05/03/2019	Stinker	2.57
	Credit Card Charge	05/03/2019	Peppino's	188.19
	Credit Card Charge	05/03/2019	Target	16.16
	Credit Card Charge	05/03/2019	Amazon.com	39.85
	Credit Card Charge	05/03/2019	Red Buffalo Coffee & Tea	15.83
	Credit Card Charge	05/08/2019	Big Horn True Value	46.55
	Bill	05/20/2019	UNUM Life Insurance CO of America	39.56
	Bill	05/20/2019	UNUM Life Insurance CO of America	40.77
	Bill	05/20/2019	UNUM Life Insurance CO of America	26.52
	Bill	05/20/2019	UNUM Life Insurance CO of America	30.13
	Bill	05/20/2019	UNUM Life Insurance CO of America	32.59
	Bill	05/20/2019	UNUM Life Insurance CO of America	62.48
	Bill	05/20/2019	UNUM Life Insurance CO of America	25.78
	Bill	05/20/2019	UNUM Life Insurance CO of America	33.89
	Bill	05/20/2019	UNUM Life Insurance CO of America	40.21
	Bill	05/20/2019	UNUM Life Insurance CO of America	29.45
	Bill	05/20/2019	UNUM Life Insurance CO of America	50.59
	Bill	05/20/2019	UNUM Life Insurance CO of America	30.78
	Bill	05/20/2019	UNUM Life Insurance CO of America	27.99
	Bill	05/20/2019	UNUM Life Insurance CO of America	35.39
	Bill	05/22/2019	Columbia Industries, Inc.	367.25
Total 4448 - DOE OP				4,901.59
Total 4018-WX 18/19				29,748.03
6100- Homeland Security				
6116 - SHSG 2016				
	Bill	05/03/2019	Summit Bookkeeping & Payroll, Inc	0.00
	Bill	05/03/2019	Summit Bookkeeping & Payroll, Inc	0.00
	Credit Card Charge	05/03/2019	Rib City	439.75
	Bill	05/15/2019	Summit Bookkeeping & Payroll, Inc	350.00
	Bill	05/15/2019	Summit Bookkeeping & Payroll, Inc	0.00
	Bill	05/23/2019	Mesa County	171.58
Total 6116 - SHSG 2016				961.33
6117 - SHSG 2017				
	Bill	05/29/2019	Clifton Larson Allen LLP (partner)	2,500.00
Total 6117 - SHSG 2017				2,500.00
6118 - SHSG 2018				
	Bill	05/21/2019	Cancelosi Consulting, LLC	5,254.80
	Bill	05/21/2019	Cancelosi Consulting, LLC	109.04
Total 6118 - SHSG 2018				5,363.84
Total 6100- Homeland Security				8,825.17
6600-HCC Health Care Coalition				
6618 - HCC 2018-2019				
	Bill	05/01/2019	All Clear Emergency Management Group, LLC	22,545.00
	Bill	05/01/2019	All Clear Emergency Management Group, LLC	1,420.82
	Bill	05/01/2019	All Clear Emergency Management Group, LLC	7.50
	Bill	05/07/2019	Parker, Matt	38.51
	Bill	05/08/2019	Abbie Cobb	116.00
	Bill	05/08/2019	Beiriger, Janet	243.60
	Bill	05/08/2019	Cox, James	184.44
	Bill	05/08/2019	Evans, Bruce	308.56
	Bill	05/08/2019	Streepy, Jody	51.04
	Bill	05/10/2019	Davis, Bob	102.08
	Bill	05/10/2019	Krebs, Cyndi	363.08

	Type	Date	Name	Amount
	Bill	05/13/2019	Dorr, Travis	210.54
	Bill	05/13/2019	Reynolds, Bethanie	248.90
	Bill	05/14/2019	Zangari, Julie	113.27
	Bill	05/15/2019	Grasmick, Loma	106.37
	Bill	05/17/2019	Town of Kremmling (AP)	2,780.00
	Bill	05/17/2019	Valley View Hospital (V)	3,130.60
	Bill	05/17/2019	Central Mountains RETAC	959.56
	Bill	05/20/2019	Hotel Colorado (V)	3,707.00
	Bill	05/20/2019	Hotel Colorado (V)	12,567.87
	Bill	05/21/2019	Summit County Govt	346.75
	Bill	05/21/2019	Summit County Govt	5,982.84
Total 6618 - HCC 2018-2019				55,534.33
Total 6600-HCC Health Care Coalition				55,534.33
RTCC Group				
5410 - Mobility Manager				
	Liability Check	05/01/2019	County Health Pool	16.80
	Liability Check	05/01/2019	County Health Pool	23.52
	Liability Check	05/01/2019	County Health Pool	792.17
	Bill	05/20/2019	UNUM Life Insurance CO of America	25.05
	Bill	05/20/2019	UNUM Life Insurance CO of America	34.96
	Bill	05/20/2019	UNUM Life Insurance CO of America	34.96
Total 5410 - Mobility Manager				927.46
5420-NEMT				
	Bill	05/01/2019	CTS LanguageLink	17.79
	Liability Check	05/01/2019	County Health Pool	5.97
	Credit Card Charge	05/03/2019	Cvent.com	10.00
	Credit Card Charge	05/03/2019	Sunshine Cafe	52.05
	Credit Card Charge	05/03/2019	Heidi's Brooklyn Deli	115.86
	Bill	05/06/2019	NEMT Recipient	51.04
	Bill	05/06/2019	NEMT Recipient	79.64
	Bill	05/06/2019	NEMT Recipient	212.96
	Bill	05/06/2019	NEMT Recipient	246.40
	Bill	05/06/2019	NEMT Recipient	172.90
	Bill	05/06/2019	NEMT Recipient	69.52
	Bill	05/06/2019	NEMT Recipient	184.36
	Bill	05/06/2019	NEMT Recipient	367.88
	Bill	05/06/2019	NEMT Recipient	166.32
	Bill	05/06/2019	NEMT Recipient	443.52
	Bill	05/06/2019	NEMT Recipient	40.48
	Bill	05/06/2019	NEMT Recipient	133.76
	Bill	05/06/2019	NEMT Recipient	95.04
	Bill	05/06/2019	NEMT Recipient	123.20
	Bill	05/06/2019	NEMT Recipient	31.24
	Bill	05/13/2019	NEMT Recipient	76.12
	Bill	05/13/2019	NEMT Recipient	617.20
	Bill	05/13/2019	NEMT Recipient	91.52
	Bill	05/13/2019	NEMT Recipient	121.88
	Bill	05/13/2019	NEMT Recipient	385.44
	Bill	05/13/2019	NEMT Recipient	163.68
	Bill	05/13/2019	NEMT Recipient	311.08
	Bill	05/13/2019	NEMT Recipient	74.80
	Bill	05/13/2019	NEMT Recipient	40.04
	Bill	05/13/2019	NEMT Recipient	198.00
	Bill	05/13/2019	NEMT Recipient	590.04
	Bill	05/13/2019	NEMT Recipient	443.52
	Bill	05/13/2019	NEMT Recipient	88.00
	Bill	05/13/2019	NEMT Recipient	31.68
	Bill	05/13/2019	NEMT Recipient	60.72
	Bill	05/13/2019	NEMT Recipient	962.72
	Bill	05/13/2019	NEMT Recipient	15.84
	Bill	05/13/2019	NEMT Recipient	103.40
	Bill	05/13/2019	NEMT Recipient	21.12
	Bill	05/13/2019	NEMT Recipient	148.28
	Bill	05/13/2019	NEMT Recipient	51.04
	Bill	05/13/2019	Mountain Family Center	160.72
	Bill	05/15/2019	Tompkins, Molly (vendor)	5.00
	Bill	05/17/2019	FIRC	250.00
	Bill	05/17/2019	Voden, Chelsey (vendor)	227.36
	Bill	05/20/2019	NEMT Recipient	121.44
	Bill	05/20/2019	NEMT Recipient	197.56
	Bill	05/20/2019	NEMT Recipient	130.68
	Bill	05/20/2019	NEMT Recipient	22.88
	Bill	05/20/2019	NEMT Recipient	80.08
	Bill	05/20/2019	NEMT Recipient	67.76
	Bill	05/20/2019	NEMT Recipient	160.60

	Type	Date	Name	Amount
	Bill	05/20/2019	NEMT Recipient	418.88
	Bill	05/20/2019	NEMT Recipient	27.72
	Bill	05/20/2019	NEMT Recipient	288.64
	Bill	05/20/2019	NEMT Recipient	154.00
	Bill	05/20/2019	NEMT Recipient	302.72
	Bill	05/20/2019	NEMT Recipient	443.52
	Bill	05/20/2019	NEMT Recipient	194.48
	Bill	05/20/2019	NEMT Recipient	130.24
	Bill	05/20/2019	NEMT Recipient	1,256.64
	Bill	05/20/2019	NEMT Recipient	168.08
	Bill	05/20/2019	NEMT Recipient	32.56
	Bill	05/20/2019	NEMT Recipient	161.92
	Bill	05/20/2019	NEMT Recipient	141.68
	Bill	05/20/2019	Mountain Family Center	293.42
	Bill	05/21/2019	NEMT Recipient	91.08
	Bill	05/21/2019	Alpine PC	50.00
	Bill	05/24/2019	Tompkins, Molly (vendor)	103.70
	Bill	05/28/2019	Mountain Family Center	1,094.83
	Bill	05/29/2019	NEMT Recipient	79.64
	Bill	05/29/2019	NEMT Recipient	65.56
	Bill	05/29/2019	NEMT Recipient	443.52
	Bill	05/29/2019	NEMT Recipient	149.60
	Bill	05/29/2019	NEMT Recipient	91.52
	Bill	05/29/2019	NEMT Recipient	191.84
	Bill	05/29/2019	NEMT Recipient	550.00
	Bill	05/29/2019	NEMT Recipient	224.84
	Bill	05/29/2019	NEMT Recipient	124.08
	Bill	05/29/2019	NEMT Recipient	93.72
	Bill	05/29/2019	Voden, Chelsey (vendor)	122.14
	Bill	05/29/2019	Laurie Patterson Designs	240.00
Total 5420-NEMT				<u>16,370.70</u>
Total RTCC Group				<u>17,298.16</u>
Total * COG PROGRAM FUNDS				<u>267,497.77</u>
5000- EXTERNAL PROGRAMS				
5100- QQ				
	Bill	05/01/2019	Colorado Water Congress	150.00
	Bill	05/02/2019	Third Street Center	150.00
	Bill	05/04/2019	Alpine Environmental Consultants LLC(s-co	2,115.00
	Bill	05/06/2019	Sullivan Green Seavy, LLC	4,200.00
	Bill	05/07/2019	Lane Wyatt, Inc	825.00
	Bill	05/07/2019	Lane Wyatt, Inc	108.97
	Bill	05/16/2019	Victoria Jarvis	4,700.00
	Bill	05/16/2019	Victoria Jarvis	150.00
	Bill	05/16/2019	Victoria Jarvis	30.00
	Bill	05/16/2019	Victoria Jarvis	165.24
	Bill	05/16/2019	Victoria Jarvis	11.99
Total 5100- QQ				<u>12,606.20</u>
5110- Q/Q-CWCB				
	Bill	05/08/2019	Lotic Hydrological, LLC	3,750.00
	Bill	05/27/2019	Timberline Aquatics Inc	22,675.00
Total 5110- Q/Q-CWCB				<u>26,425.00</u>
8200- SWQC				
	Bill	05/07/2019	Lane Wyatt, Inc	2,125.00
	Bill	05/07/2019	Lane Wyatt, Inc	89.82
	Bill	05/07/2019	Lane Wyatt, Inc	160.00
	Bill	05/07/2019	Lane Wyatt, Inc	86.92
	Bill	05/07/2019	Lane Wyatt, Inc	73.58
	Bill	05/07/2019	Lane Wyatt, Inc	77.41
	Bill	05/31/2019	Blue River Watershed Group	2,500.00
Total 8200- SWQC				<u>5,112.73</u>
Total 5000- EXTERNAL PROGRAMS				<u>44,143.93</u>
8800- Northwest Loan Fund				
	Liability Check	05/01/2019	County Health Pool	784.25
	Bill	05/03/2019	Summit Bookkeeping & Payroll, Inc	0.00
	Bill	05/03/2019	Summit Bookkeeping & Payroll, Inc	0.00
	Credit Card Credit	05/03/2019	Apple Store	-10.72
	Credit Card Charge	05/03/2019	Smell That Bread	62.87
	Credit Card Charge	05/03/2019	Dropbox	19.99
	Credit Card Charge	05/03/2019	Experian	102.00
	Credit Card Charge	05/03/2019	Nordic Lodge	158.00
	Credit Card Charge	05/03/2019	Table 79	23.97
	Credit Card Charge	05/03/2019	Winonas	23.91
	Credit Card Charge	05/03/2019	Mambo Italiano	37.44
	Credit Card Charge	05/03/2019	Backdoor Grill	19.15
	Credit Card Charge	05/03/2019	Google SVCSAPPS	11.93

	Type	Date	Name	Amount
	Bill	05/04/2019	Verizon Wireless Services	56.62
	Bill	05/15/2019	Summit Bookkeeping & Payroll, Inc	0.00
	Bill	05/15/2019	Summit Bookkeeping & Payroll, Inc	150.00
	Bill	05/20/2019	UNUM Life Insurance CO of America	56.15
	Bill	05/30/2019	Grand County Clerk and Recorder	18.00
	Bill	05/30/2019	Tundra Inc	500.00
Total 8800- Northwest Loan Fund				2,013.56
9000- Internal Service Funds				
9100 - Indirect				
	Liability Check	05/01/2019	County Health Pool	635.56
	Liability Check	05/01/2019	County Health Pool	1,467.94
	Bill	05/01/2019	FluentStream Technologies	1,280.44
	Bill	05/02/2019	Quill Corporation	30.10
	Bill	05/03/2019	Summit Bookkeeping & Payroll, Inc	0.00
	Bill	05/03/2019	Summit Bookkeeping & Payroll, Inc	2,088.75
	Bill	05/03/2019	Summit Bookkeeping & Payroll, Inc	0.00
	Bill	05/03/2019	Summit Bookkeeping & Payroll, Inc	0.00
	Bill	05/03/2019	X-cel Energy	109.25
	Credit Card Charge	05/03/2019	Constant Contact	65.00
	Credit Card Charge	05/03/2019	Amazon.com	168.84
	Credit Card Charge	05/03/2019	Amazon.com	74.99
	Credit Card Charge	05/03/2019	Hostgator.com	11.95
	Credit Card Charge	05/03/2019	IBACKUP.COM	9.95
	Credit Card Charge	05/03/2019	Google SVCSAPPS	137.50
	Credit Card Charge	05/03/2019	Amazon.com	14.97
	Credit Card Charge	05/03/2019	Amazon.com	47.37
	Bill	05/07/2019	The Summit Recycler, Inc	50.00
	Bill	05/07/2019	The Summit Recycler, Inc	50.00
	Bill	05/09/2019	Quill Corporation	31.99
	Bill	05/15/2019	Employee Benefits Corporation	53.75
	Bill	05/15/2019	Summit Bookkeeping & Payroll, Inc	0.00
	Bill	05/15/2019	Summit Bookkeeping & Payroll, Inc	0.00
	Bill	05/15/2019	Summit Bookkeeping & Payroll, Inc	2,617.00
	Bill	05/15/2019	Summit Bookkeeping & Payroll, Inc	0.00
	Bill	05/19/2019	Comcast	143.39
	Bill	05/20/2019	UNUM Life Insurance CO of America	76.50
	Bill	05/20/2019	UNUM Life Insurance CO of America	0.00
	Bill	05/20/2019	UNUM Life Insurance CO of America	2.70
	Bill	05/20/2019	UNUM Life Insurance CO of America	0.00
	Bill	05/21/2019	Alpine PC	250.00
	Bill	05/22/2019	Quill Corporation	266.80
	Bill	05/23/2019	US Bancorp Equipment Finance, Inc.	1,238.49
	Bill	05/29/2019	Clifton Larson Allen LLP (partner)	3,950.00
	Bill	05/31/2019	Pinney Bowes	144.07
Total 9100 - Indirect				15,017.30
9200 - Office Condo				
	Bill	05/01/2019	BHW Associates	500.00
	Bill	05/01/2019	Enterprise Commercial Center Condo Assoc	1,390.57
	Bill	05/31/2019	Team Clean(S-corp)	280.21
Total 9200 - Office Condo				2,170.78
9400 - Motor Pool				
	Bill	05/02/2019	CIRSA	256.12
	Bill	05/03/2019	Summit Bookkeeping & Payroll, Inc	0.00
	Bill	05/03/2019	Summit Bookkeeping & Payroll, Inc	0.00
	Credit Card Charge	05/03/2019	AutoZone	21.66
	Credit Card Charge	05/03/2019	Target	23.80
	Credit Card Charge	05/03/2019	Westside Carwash	8.00
	Bill	05/08/2019	Showtime Sign & Shirt Co	2,400.00
	Bill	05/15/2019	Summit Bookkeeping & Payroll, Inc	0.00
	Bill	05/15/2019	Summit Bookkeeping & Payroll, Inc	186.00
	Check	05/20/2019	Enterprise Fleet Management	520.74
	Check	05/20/2019	Enterprise Fleet Management	527.10
	Check	05/20/2019	Enterprise Fleet Management	712.79
	Bill	05/31/2019	Wex Bank	149.61
Total 9400 - Motor Pool				4,805.82
Total 9000- Internal Service Funds				21,993.90
TOTAL				335,649.16



COLORADO OPEN RECORDS ACT (CORA) POLICY

PO Box 2308 • 249 Warren Ave • Silverthorne, CO 80498 • 970-468-0295 •
Fax 970-468-1208 • www.nwccog.org

Date Adopted:	May 23, 2013	Date Revised:	July 11, 2019
Author:	NWCCOG		

POLICY:

The Northwest Colorado Council of Governments (NWCCOG) is committed to transparency and open government. The following policy specifies how the Colorado Open Records Act (§ 24-72-201 to 206, C.R.S.) will be applied in a uniform and reliable manner. This policy will help ensure NWCCOG complies in all respects with the Colorado Open Records Act and meets all of its constitutional and statutory duties to the People of Colorado in an orderly and expeditious manner. This policy is not intended to be duplicative of CORA or supersede state law. This policy applies solely to records requests where NWCCOG is the custodian of records pursuant to CORA.

OFFICE PROCEDURE FOR HANDLING RECORDS REQUESTS:

All records requests made of NWCCOG shall be immediately provided to the Executive Director. NWCCOG shall accept only records requests made in writing or electronically via e-mail or fax. Records requests or requestors that cite the federal Freedom of Information Act shall be treated as though they were made pursuant to the Colorado Open Records Act.

When responding to a records request, NWCCOG shall make every effort to respond within three working days as required by § 24-72-203(3)(b), C.R.S. NWCCOG can add up to a seven-working-day extension if extenuating circumstances apply, as defined in § 24-72-203(3)(b), C.R.S. The three-day response time starts when a records request is in NWCCOG's possession. A request is received the day an e-mail, fax or letter containing a request is opened. A request received after 5 p.m. or any day NWCCOG is officially closed will be considered received as of the following business day.

When feasible, NWCCOG will endeavor to provide electronic copies or files to requestors if such alternative is significantly less burdensome to provide than paper records (see "The format of records produced" below). When responsive records cannot be easily or cost effectively provided electronically to a requestor, NWCCOG shall work with the requestor to schedule a time to inspect the records in person. These procedures do not apply to records requests received and handled by employees as part of their work for client agencies or officials when the custodian of records is not NWCCOG.

DETERMINATION BY LEGAL COUNSEL REQUIRED:

The Colorado Open Records Act requires that certain records be made available and requires that access to other records be denied. The Executive Director will consult with legal counsel to ensure that NWCCOG is in compliance with these requirements before determining whether access to records should be granted or denied.

FEES FOR DOCUMENT RETRIEVAL, REVIEW, COPIES, AND RELEASE OF RECORDS:

When a substantial request is made — requiring the production of more than 25 pages of documents or the use of more than two hours of staff time to locate or produce records — NWCCOG shall charge the requestor for

all copying expenses and no more than \$20.00 per hour, or as that fee is adjusted pursuant to 24-72-205 (6)(b) for research and retrieval time in excess of two (2) hours pursuant to § 24-72-205(6)(a), C.R.S.

When the number of pages produced pursuant to the Colorado Open Records Act exceeds 25 pages, NWCCOG shall charge \$0.25 per page or actual cost for non-standard pages for all documents copied. The Office also may charge an hourly rate greater than \$20 an hour when specialized document production or specialized skills are required to locate, compile or produce records pursuant to a records request, including the use of third-party contractors. Any costs charged to a requestor shall not exceed the actual cost of producing the records, per § 24-72-205(5)(a), C.R.S.

For requests where NWCCOG anticipates more than 25 pages will be produced and/or more than two hours of staff time will be consumed, NWCCOG shall provide a requestor with advance notice and an estimate of compliance costs. Such costs shall be paid in full either before the production of records unless alternative arrangements have been made through the Executive Director.

THE FORMAT OF RECORDS PRODUCED

The Colorado Open Records Act guarantees that “all public records shall be open for inspection by any person at reasonable times, except as provided in this part 2 or as otherwise specifically provided by law” (§ 24-72-201, C.R.S.). The Colorado Open Records Act does not guarantee access to the documents in a specific format. When the production or review of records in a specific format would interfere with the regular discharge of duties of NWCCOG employees (§ 24-72-203(1)(a), C.R.S.) or levy an undue burden upon NWCCOG, NWCCOG legal counsel will determine the appropriate format for the records to be produced. Records maintained electronically may be produced electronically at NWCCOG’s discretion; this may or may not mean records are provided in their native format.

NWCCOG may require that members of the public or press be allowed to review only copies of documents when the custodian of records determines that allowing access to originals could interfere with the regular discharge of duties of NWCCOG or its staff or production of original records could jeopardize the condition of the records.



COLORADO OPEN RECORDS ACT (CORA) POLICY

PO Box 2308 • 249 Warren Ave • Silverthorne, CO 80498 • 970-468-0295 •
Fax 970-468-1208 • www.nwccog.org

Date Adopted:	May 23, 2013	Date Revised:	
Author:	Liz Mullen		

POLICY:

It is the policy of the Northwest Colorado Council of Governments to follow all applicable federal, state, and local laws, including the Colorado Open Records Act.

June 20, 2019

**MEMBER
JURISDICTIONS**

City of Glenwood
Springs

City of Steamboat
Springs

EAGLE COUNTY

Avon
Basalt
Eagle
Gypsum
Minturn
Red Cliff
Vail

GRAND COUNTY

Fraser
Granby
Grand Lake
Hot Sulphur Springs
Kremmling
Winter Park

JACKSON COUNTY

Walden

PITKIN COUNTY

Aspen
Snowmass Village

SUMMIT COUNTY

Breckenridge
Blue River
Dillon
Frisco
Montezuma

Colorado Broadband Deployment Board
Department of Regulatory Agencies
1560 Broadway, Suite 1550
Denver, CO 80202

Broadband Deployment Board Members,

On behalf of NWCCOG, I wish to express our strong support for the Yampa Valley Electric Association (YVEA), and its subsidiary Luminate Broadband application for funding to deploy broadband service in rural North Routt County.

YVEA/Luminate has shared with us that with Broadband Deployment Board support, it will be able to provide much needed broadband connectivity to an area within the NWCCOG Broadband Program area that has been perpetually underserved. The NWCCOG Strategic Broadband Plan and the Broadband Program Office broadband maps show that much of proposed service area falls below 25 Mbps download and 3Mbps upload, with some locations unserved. This adversely affects these rural communities' businesses, students, and essential services. Because of this lack of connectivity, these communities are likely to continue to underperform economically, educationally, as well as in population retention and expansion.

A case study on the social impact of broadband by University of Colorado ITP students in 2018 found that rural areas in Colorado are significantly adversely impacted by a lack of broadband access.

YVEA/Luminate is engaged in the NWCCOG regional broadband program and is a active partner in both Northwest Colorado Broadband and Project THOR.

We strongly support YVEA/Luminate's application for funding, so they can deploy true broadband services to the citizens and businesses of North Routt County.

Best Regards,



Nate Walowitz
Regional Broadband Program Director



Jon Stavney <jstavney@nwccog.org>

Bennet, Gardner Reintroduce Legislation to Strengthen Investments in Skiing Communities

3 messages

Whitney, John (Bennet) <John_Whitney@bennet.senate.gov>

Fri, Jun 7, 2019 at 1:29 PM

To: Margaret Bowes <mbowes@i70solutions.org>, "jstavney (jstavney@nwccog.org)" <jstavney@nwccog.org>

[/var/folders/0/_pg4lnlns07vgwm0r2yrb69wc0000gp/T/com.microsoft.Outlook/WebArchiveCopyPasteTempFiles/cidimage001.png@01D47DBB.D3CC87A0]

FOR IMMEDIATE RELEASE

Wednesday, June 5, 2019

Bennet, Gardner Reintroduce Legislation to Strengthen Investments in Skiing Communities

Washington, D.C. - Today, Colorado U.S. Senators Michael Bennet and Cory Gardner reintroduced the Ski Area Fee Retention Act. Currently, ski area permit fees paid to the Forest Service are sent to the U.S. Department of the Treasury and then appropriated back to the Forest Service. This legislation would create a Ski Area Fee Retention Account under the National Forest System, in which a portion of the roughly \$37 million in annual fees generated by the ski areas would be retained by the National Forests they are generated in. This would ensure that the Forest Service has adequate resources to administer permits and review capital improvement project proposals in more heavily trafficked forests, such as the White River National Forest - the most visited National Forest in the country.

"The Forest Service is a critical partner to Colorado communities and our outdoor recreation industry," Bennet said. "By retaining some of the ski area fees for use in our local National Forests, we can strengthen the Forest Service's ability to serve our mountain towns and the businesses that drive our economy."

"It's important that our skiing communities don't just send money to Washington and not fully benefit from fees they generate for the federal government," Gardner said. "My bipartisan legislation with Senator Bennet will make it easier for our skiing communities to make the capital improvements they need by keeping the fees they generate."

"All of the ski areas operating on public land appreciate Senator Gardner and Senator Bennet's support in introducing this critical legislation," Geraldine Link, Director of Public Policy for National Ski Areas Association said. "The bill will support the important public-private partnership between the Forest Service and ski areas, facilitate private investment in infrastructure on public lands, and ultimately benefit rural economies and the recreating public."

"Colorado Ski Country USA thanks Senators Gardner and Bennet for their leadership in introducing the Ski Area Fee Retention Act of 2018," Melanie Mills, President & CEO of Colorado Ski Country USA said. "Ski areas in Colorado strongly support this proposed legislation, which will provide local Forest Service offices with the resources they so badly need to administer ski area permits and to review and process ski area proposals for improvements."

###


MICHAEL BENNET image001.png
 U.S. SENATOR for COLORADO 18K

Margaret Bowes <mbowes@coskitowns.com>

Mon, Jun 10, 2019 at 8:27 AM

To: "Whitney, John (Bennet)" <John_Whitney@bennet.senate.gov>

Cc: jstavney@nwccog.org

Hi John,

Thank you for sending this release. Can you send me a copy of the bill?

Best,

Margaret Bowes, Executive Director
Colorado Association of Ski Towns

PO Box 3823



Jon Stavney <jstavney@nwccog.org>

Bennet, Gardner Reintroduce Legislation to Strengthen Investments in Skiing Communities

5 messages

Whitney, John (Bennet) <John_Whitney@bennet.senate.gov>

Fri, Jun 7, 2019 at 1:29 PM

To: Margaret Bowes <mbowes@i70solutions.org>, "jstavney (jstavney@nwccog.org)" <jstavney@nwccog.org>

[/var/folders/0/_pg4lnlns07vgwm0r2yrb69wc0000gp/T/com.microsoft.Outlook/WebArchiveCopyPasteTempFiles/cidimage001.png@01D47DBB.D3CC87A0]
 FOR IMMEDIATE RELEASE
 Wednesday, June 5, 2019

Bennet, Gardner Reintroduce Legislation to Strengthen Investments in Skiing Communities

Washington, D.C. - Today, Colorado U.S. Senators Michael Bennet and Cory Gardner reintroduced the Ski Area Fee Retention Act. Currently, ski area permit fees paid to the Forest Service are sent to the U.S. Department of the Treasury and then appropriated back to the Forest Service. This legislation would create a Ski Area Fee Retention Account under the National Forest System, in which a portion of the roughly \$37 million in annual fees generated by the ski areas would be retained by the National Forests they are generated in. This would ensure that the Forest Service has adequate resources to administer permits and review capital improvement project proposals in more heavily trafficked forests, such as the White River National Forest - the most visited National Forest in the country.

"The Forest Service is a critical partner to Colorado communities and our outdoor recreation industry," Bennet said. "By retaining some of the ski area fees for use in our local National Forests, we can strengthen the Forest Service's ability to serve our mountain towns and the businesses that drive our economy."

"It's important that our skiing communities don't just send money to Washington and not fully benefit from fees they generate for the federal government," Gardner said. "My bipartisan legislation with Senator Bennet will make it easier for our skiing communities to make the capital improvements they need by keeping the fees they generate."

"All of the ski areas operating on public land appreciate Senator Gardner and Senator Bennet's support in introducing this critical legislation," Geraldine Link, Director of Public Policy for National Ski Areas Association said. "The bill will support the important public-private partnership between the Forest Service and ski areas, facilitate private investment in infrastructure on public lands, and ultimately benefit rural economies and the recreating public."

"Colorado Ski Country USA thanks Senators Gardner and Bennet for their leadership in introducing the Ski Area Fee Retention Act of 2018," Melanie Mills, President & CEO of Colorado Ski Country USA said. "Ski areas in Colorado strongly support this proposed legislation, which will provide local Forest Service offices with the resources they so badly need to administer ski area permits and to review and process ski area proposals for improvements."

###



MICHAEL BENNET image001.png
 U.S. SENATOR for COLORADO 18K

Margaret Bowes <mbowes@coskitowns.com>

Mon, Jun 10, 2019 at 8:27 AM

To: "Whitney, John (Bennet)" <John_Whitney@bennet.senate.gov>

Cc: jstavney@nwccog.org

Hi John,

Thank you for sending this release. Can you send me a copy of the bill?

Best,

Margaret Bowes, Executive Director
Colorado Association of Ski Towns

PO Box 3823

6/17/2019

Northwest Colorado Council of Governments Mail - Bennet, Gardner Reintroduce Legislation to Strengthen Investments in Skiing Commu...

Dillon CO 80435

970-389-4347

mbowes@coskitowns.com

www.coskitowns.com



From: Margaret Bowes [<mailto:mbowes@i70solutions.org>]

Sent: Monday, June 10, 2019 8:19 AM

To: mbowes@coskitowns.com

Subject: FW: Bennet, Gardner Reintroduce Legislation to Strengthen Investments in Skiing Communities

From: Whitney, John (Bennet) [mailto:John_Whitney@bennet.senate.gov]

Sent: Friday, June 07, 2019 1:29 PM

To: Margaret Bowes <mbowes@i70solutions.org>; jstavney (jstavney@nwccog.org) <jstavney@nwccog.org>

Subject: Bennet, Gardner Reintroduce Legislation to Strengthen Investments in Skiing Communities



MICHAEL BENNET
U.S. SENATOR *for* COLORADO

FOR IMMEDIATE RELEASE

Wednesday, June 5, 2019

Bennet, Gardner Reintroduce Legislation to Strengthen Investments in Skiing Communities

Washington, D.C. – Today, Colorado U.S. Senators Michael Bennet and Cory Gardner reintroduced the Ski Area Fee Retention Act. Currently, ski area permit fees paid to the Forest Service are sent to the U.S. Department of the Treasury and then appropriated back to the Forest Service. This legislation would create a Ski Area Fee Retention Account under the National Forest System, in which a portion of the roughly \$37 million in annual fees generated by the ski areas would be retained by the National Forests they are generated

Page 24

in. This would ensure that the Forest Service has adequate resources to administer permits and review capital improvement project proposals in more heavily trafficked forests, such as the White River National Forest – the most visited National Forest in the country.

[Quoted text hidden]

Jon Stavney <jstavney@nwccog.org>
To: Margaret Bowes <mbowes@coskitowns.com>
Cc: "Whitney, John (Bennet)" <John_Whitney@bennet.senate.gov>

Mon, Jun 10, 2019 at 9:12 AM

John,

Yes, and to mel as well. Thanks.




[Quoted text hidden]

Whitney, John (Bennet) <John_Whitney@bennet.senate.gov>
To: Jon Stavney <jstavney@nwccog.org>, Margaret Bowes <mbowes@coskitowns.com>

Fri, Jun 14, 2019 at 4:04 PM

[Here you go](#)

[Quoted text hidden]

 **BILLS-116s1723is.pdf**
249K

Margaret Bowes <mbowes@coskitowns.com>
To: "Whitney, John (Bennet)" <John_Whitney@bennet.senate.gov>, Jon Stavney <jstavney@nwccog.org>

Fri, Jun 14, 2019 at 4:13 PM

Thank you, John. Have a great weekend.
Margaret

[Quoted text hidden]

TO: NWCCOG Leadership (Jon Stavney and NWCCOG Council)

FROM: Torie Jarvis, Director and Staff Attorney, NWCCOG/QQ

DATE: June 20, 2019

RE: Request to file amicus brief in Save Our Colorado Oct. 2017 Windy Gap Firing Project CWA and NEPA Case

REQUEST:

QQ recommends NWCCOG submit a joint amicus brief, along with Grand County and the Colorado River Water Conservation District ("River District"), in the case filed against federal agencies involved in the Windy Gap transmountain diversion firing project. QQ made this recommendation at its June 14, 2019 meeting. The amicus brief is due July 26, 2019.

BACKGROUND:

In October of 2017, Save Our Colorado and a consortium of other environmental groups, collectively referred to as "Save Our Colorado" or "Petitioners," brought a law suit challenging the Army Corps of Engineers' ("Corps") Draft and Final Environmental Impact Statement ("DEIS" and "FEIS") under the National Environmental Policy Act ("NEPA") and the Corps' issuance of the 404 permit under the Clean Water Act ("CWA") for the Windy Gap Firing Project ("WGFP"), as well as more general violations of the Administrative Procedures Act ("APA"). Northern Water Conservancy District ("Northern") and its Municipal Subdistrict have filed as intervenors in the case as the primary beneficiaries of the WGFP, along with the State of Colorado and City of Brighton.

Leading up to the federal approval of the 404 permit for the WGFP, Grand County, NWCCOG, the River District, and other headwater parties negotiated intergovernmental agreements ("IGAs") with Northern and the involved federal agencies, including the IGA which commits Northern's participation in Learning By Doing Adaptive Management ("LBD"). Grand County also issued a 1041 permit for the project with a multitude of conditions to minimize environmental problems in the County stemming from the WGFP. Importantly, the IGAs addressed the significant degradation of the Upper Colorado caused by Denver's existing diversions through the Colorado-Big Thompson Project ("CBT"). Many of the commitments made to the headwaters are not effective until issuance and acceptance by Northern Water and its Municipal Subdistrict of permits necessary for the WGFP, which cannot happen while this litigation is pending.

NWCCOG's primary interest in the Save the Colorado litigation is to protect the negotiated enhancements to the Upper Colorado; Northern has no legal obligation other than the IGAs to

address the existing degradation. NWCCOG is the designated regional water quality planning agency under the Clean Water Act § 208 for the region, which includes Grand County. One of the requirements in Northern's 1041 permit is consistency with NWCCOG's § 208 Regional Water Quality Plan. Northern asked NWCCOG to participate in the case as an amicus along with the River District and Grand County. If participating, the joint local government amicus would explain that the proposed mitigation and enhancements satisfy all the concerns that the headwater parties raised in comments on the Preliminary DEIS.

QQ recommended NWCCOG participate in this case as an amicus jointly with the River District and Grand County at its June 14, 2019 board meeting. We request NWCCOG affirm COG's participation in the case. NWCCOG Counsel Barbara Green and QQ Director/ Staff Attorney Torie Jarvis will work on this case through QQ members dues.



I-70 Mountain Corridor Priorities May 2019

The I-70 Coalition is 28 counties, towns and businesses along and adjacent to the I-70 Mountain Corridor with a mission to improve mobility and accessibility on the I-70 Mountain Corridor through joint public and private partnerships.

Mobility Priorities:

Members of the I-70 Coalition are increasingly supportive of new transportation options such as bus service, as well as efforts to increase vehicle occupancy on the I-70 mountain corridor. Some of our top mobility priorities, requests and needs include:

- **Transit** – The I-70 Coalition supports the continued expansion of the Bustang West Line and the exploration of Snowstang, direct-to-resort bus service.
- **Carpooling** –A carpool platform that targets the recreational, weekend I-70 traveler is needed to move the needle on carpooling on the mountain corridor. The Coalition will support a new carpooling app next winter and will work to secure additional support among corridor stakeholders.
- **Mobility Hubs** – The I-70 Coalition is very interested in this concept and would like to be part of the discussion when exploring locations for the mobility hubs.
- **Vehicle Occupancy Data** - Vehicle occupancy data for the I-70 mountain corridor was last gathered in the early 2000s. Current vehicle occupancy data would give metrics to measure results and potential impacts of TDM efforts on the mountain corridor.
- **Advanced Technology** – The Coalition believes it is important for Colorado to be prepared to capitalize on future technologies such as CVs and AVs. The Coalition would like to see the SMART 70 project completed.
- **Information Technology** - Real time travel information allows visitors and residents to make more informed decisions and has the potential to significantly improve safety and mobility on the mountain corridor. Although CDOT's real time information resources have improved in recent years, there are often inconsistencies among COTrip.org, email alerts, text alerts and variable message signs. The Coalition hopes CDOT will continue to improve these critical information resources.
- **CDOT's Winter Operations Plan** – This plan has yielded positive results on the corridor for the last several years. The strategic approach to plowing and securing plowing resources, the Quick Clearance and Heavy Tow Programs and the use of safety closures have resulted in improved safety and mobility. The I-70 Mountain Corridor Operations Manager position has also been very valuable in improving responsiveness to corridor challenges and increasing coordination between Colorado State Patrol and local emergency response agencies.

Project Priorities:

The I-70 Coalition has identified the Floyd Hill project as our top priority project for the mountain corridor. Floyd Hill is the main access to many of Colorado's most popular destinations where approximately 25% of the state's tourism revenue is generated. It is a well-known bottleneck for those trying to reach the mountains. Westbound congestion on Floyd Hill has become significant on Friday evenings and Saturdays and the additional third travel lane in the westbound direction would reduce congestion and provide a more reliable trip time. The Floyd Hill Bridge has been in need of replacement for some time, and the Highway 6 interchanges with the left side on and off ramps are problematic for traffic flow. The curve flattening that would result from this project will increase sight distance and enhance safety. The frontage road will be completed, allowing an alternate access for emergency responders and travelers alike. With very limited alternate routes into the mountain, this project would provide more reliable access to both residents and businesses. This project would capitalize on recent CDOT investments by utilizing the widened Veteran Memorial Tunnels and linking with the soon-to-be-built westbound Mountain Express Lane. The I-70 Coalition believes this project will significantly increase safety, decrease congestion, improve travel times, and would likely result in increased economic activity throughout the mountain corridor.

The West Vail Pass Aux Lane is another priority project. Vail Pass experiences a high number of closures every winter due to weather and the resulting spun out vehicles and accidents. An additional travel lane in each direction on the west side of Vail Pass would significantly improve safety, mobility and decrease the likelihood of closures.



A farm sits just outside the town limits of Norwood, Colorado, in San Miguel County on June 23, 2019. Colorado will spend big bucks in the next year trying to make sure people who live in rural areas are counted in the 2020 census. (William Woody, Special to the Colorado Sun)

POLITICS AND GOVERNMENT

As rural Colorado fears being overlooked in 2020 census, some question spending money on outreach

The stakes for the census count are real: A study estimates a loss of \$63 million for a 1% undercount of Colorado residents

JUN 24, 2019 5:00AM MDT



Brian Eason

Just 33% of the households in San Miguel County that received a 2010 census questionnaire mailed it back to the federal government.

And many others never were mailed one in the first place.

In the vast majority of the county, which stretches from mountainous ski resort towns like Telluride to sparsely populated rural areas along the Utah border, residents rely on P.O. boxes, where census forms aren't delivered. That means federal census takers must go door-to-door in an attempt to count as many people as they can — and it's not clear how many are missed.

Some fear participation rates could get even worse in 2020, when the U.S. Census Bureau for the first time will urge residents to fill out the once-a-decade [questionnaire online](#), instead of by mail. More than one in 10 of San Miguel County's estimated 7,800 residents lacked high-speed internet access in 2017, according to the latest federal estimates, and the broadband gap is even greater in some [surrounding areas](#). And then there's the pending court case about whether to allow a citizenship question.

Over the next year, the state of Colorado will spend \$6 million trying to persuade hard-to-count residents to participate in the next federal census, which begins April 1, 2020. The money will be distributed through an [outreach grant program](#) approved in the 2019 legislative session that will allow local governments, nonprofits and certain other organizations to apply for funding.

Make more journalism like this possible [with a Colorado Sun membership](#), starting at just \$5 a month.

The goal of the program is this: The more Coloradans counted in the 2020 census, the more federal money the state stands to receive from grant programs that distribute funds according to population size.

For each person not counted in San Miguel County, Commissioner Hilary Cooper said they've been told they lose about \$1,200 a year that could go toward public services. That may not sound like much in the context of a state government that spends more than \$30 billion annually. But "for a small county like ours," Cooper said, even "five to 10 people who are undercounted, that's a significant underfunding of our resources that are already underfunded."

Multiply that across the state, and supporters argue that by spending \$6 million, the state could potentially bring back tens of millions of dollars from Washington, to invest in public services like transportation. And — adding to the stakes — Colorado is among a handful of states expected to get a new congressional seat based on estimated population growth since the 2010 census.

“When we’re undercounting, we’re leaving money on the table,” says Sen. Faith Winter, a Westminster Democrat who cosponsored [House Bill 1239](#) creating the program.



Colorado 145 cuts through farmland outside Norwood, an area where politicians are worried rural residents won't be counted in the 2020 census. A recent study found the state could lose much as \$63 million a year in federal funding if the state is undercounted by 1%. (William Woody, Special to the Colorado Sun)

The debate about census outreach fell along partisan lines

But to statehouse Republicans, who voted almost unanimously against the proposal, it was an example of the sort of thing state taxpayers have no business paying for in the first place. Why spend \$6 million to help the federal government do its job — with no guarantee that Colorado will get back any money at all?

“We’re creating an incentive program to get people to fill out more paperwork,” remarked Sen. Owen Hill, R-Colorado Springs, during an April floor debate. “It’s an embarrassment of bureaucracy.”

Indeed, the census bureau has [its own plans](#) to enlist local leaders and nonprofits to assist in the counts. The bureau partners with each state through the [Complete Count campaign](#),

which is coordinated by volunteer committees at the state and local level.

But critics say it's not enough. And the risks are great, particularly in a state that hasn't been able to cobble together the funding needed to close school and transportation funding gaps a decade after the Great Recession. A George Washington University study found that [Colorado stands to lose](#) as much as \$63 million a year if the state is undercounted by 1%.

Of course, if every state was undercounted equally, it may not matter. Grant funding is a zero-sum game, with each state winning funding based on their size relative to others. Trouble is, the potential payoff has turned the count into a competition among some states. California alone has allocated more than [\\$100 million](#) for outreach efforts.

But to Hill, just because there's an arms race, doesn't mean Colorado has to join. "Shame on the federal government for creating an incentive for states to spend scarce and limited resources to fill out more paperwork just to get our money back," he said.



MORE: [The 2019 legislative session in Colorado explained in 5 graphics](#)

To supporters, the vote on the census outreach grants represented a surprising display of partisanship, even in a session dominated by ideological squabbles. In past counts, cities and states across the ideological spectrum have mounted public awareness campaigns in an attempt to boost their numbers and bring more federal money back to their districts. Colorado's effort was backed by Colorado Counties Inc. and the Colorado Municipal League, along with the Colorado Farm Bureau.

"The census shouldn't be partisan," Winter said. "Counting people shouldn't be partisan."

The Census Bureau acknowledges a [longstanding undercount of children](#), in particular. About 18,000 Colorado children, around 5%, weren't counted in 2010, according to the Colorado Children's Campaign. And [national studies](#) have found the undercount disproportionately misses Latino kids, who are a growing share of the state's population.

MORE: Want exclusive Colorado political news and analysis? [Subscribe now to get The Unaffiliated, the political newsletter from The Colorado Sun.](#)

The math problem is acute in rural areas

Rural and mountain communities like San Miguel County face particular challenges that worry local officials. Gini Pingnot, the legislative director of Colorado Counties, said local officials believe funding could help them reach people that could slip through the cracks, whether they lack a physical mailbox, or don't have internet access.

A [federal focus group](#) found that four out of five rural residents in the nation who didn't participate in the 2010 census said they never even received a form.



An address sign marks the location of a driveway to a home located just inside the town limits of Norwood in San Miguel County. (William Woody, Special to the Colorado Sun)

Cooper, the San Miguel County commissioner, said area officials plan to form a local Complete Count committee and they're already in contact with the census bureau's regional liaison. But the federal government won't provide any funding to staff the effort. That's where she hopes the state grants can help.

"I think really what it's going to take is a knowledgeable person on the ground reaching out and having direct contact with our specific communities," she said.

San Miguel's 2010 mail return rate of 33% was less than half the 72% mark statewide, according to [federal participation data](#). In nearby Hinsdale County, mail compliance was even worse: just 20% of census forms were returned, the worst mark in the state. There's no way to know for sure how many people are missed in the door-to-door counts that follow.

But at the statehouse, appeals to rural Colorado — perhaps the most persuasive coin for political dealmakers at the state Capitol — fell on deaf ears among Republicans. And Democrats largely ignored the complaints of some Republicans, who feared ulterior political motives from the predominantly liberal advocacy groups, such as the Colorado chapters of Common Cause and the American Civil Liberties Union, that led the charge for the bill.

“We very well may get into situations where this money is spent for things that aren’t necessarily for census outreach,” said Rep. Dave Williams, a Colorado Springs Republican, who offered a failed amendment that would have earmarked the money for Colorado-based organizations. “There could be a number of political or other reasons for these (national) organizations to do what they’re doing.”



State Rep. Dave Williams, a Colorado Springs Republican. (Jesse Paul / The Colorado Sun)

Adding to the partisan tension surrounding this year’s census is the Trump administration’s attempt to put a citizenship question on the form, a decision that opponents fear could depress participation among illegal immigrants and make it harder to get an accurate count. The U.S. Supreme Court [is expected to decide](#) later this year whether the question can appear on the form.

With Democrats in control of both chambers and the governor’s office, the bill’s passage was never in doubt. Gov. Jared Polis signed the bill into law shortly after the 2019 legislative session concluded in May.

Next up is the appointment of a bipartisan board to award the grant money to applicants across the state. Then, the real challenge begins: Convincing people in an increasingly toxic political age that the government can be trusted with their information.



More from The Colorado Sun

- [Sunriser: Trespassing at Columbine rising / PERA’s brutal year / Rural Colorado & the census / Talking wolves in a parking lot near you / + more](#)
- [Opinion: It’s time to tear down Columbine High School](#)
- [As rural Colorado fears being overlooked in 2020 census, some question spending money on outreach](#)
- [Colorado question pitting ranchers v. wolf advocates is heading for supermarket parking lots](#)



Jon Stavney <jstavney@nwccog.org>

RE: Potential State Funding for 2020 Census Outreach Printed Materials

1 message

Brian J Meinhart (CENSUS/DN FED) <brian.j.meinhart@2020census.gov>

Wed, Jun 12, 2019 at 8:38 AM

To: "aschaaf@archuleta-county.org" <aschaaf@archuleta-county.org>, "swadley@archuleta-county.org" <swadley@archuleta-county.org>, "rmaez@archuleta-county.org" <rmaez@archuleta-county.org>, "SWall@archuleta-county.org" <SWall@archuleta-county.org>, Mary Helminski <mHelminski@archuleta-county.org>, "mlane@deltacounty.com" <mlane@deltacounty.com>, "dsuppes@deltacounty.com" <dsuppes@deltacounty.com>, "mroeber@deltacounty.com" <mroeber@deltacounty.com>, Robbie LeValley <rlevalley@deltacounty.com>, Darnell Place-Wise <dwise@deltacounty.com>, "towndc@centurytel.net" <towndc@centurytel.net>, "dcmanager-project@fone.net" <dcmanager-project@fone.net>, "dcdolocnty@fone.net" <dcdolocnty@fone.net>, "jeff.shroll@eaglecounty.us" <jeff.shroll@eaglecounty.us>, "manager@townofredcliff.org" <manager@townofredcliff.org>, Lily Ludewig <lludewig@townofgypsum.com>, Jeremy Rietmann <jeremy@townofgypsum.com>, Eric Heil <ehel@avon.org>, "pneil@avon.org" <pneil@avon.org>, "pmckenny@vailgov.com" <pmckenny@vailgov.com>, Susan Philp <susan.philp@basalt.net>, "Ryan.Mahoney@basalt.net" <Ryan.Mahoney@basalt.net>, Watkins Fulk-Gray <watkins.fulkgray@basalt.net>, Bill Shrum <bill.shrum@townofeagle.org>, "faviola.alderete@eaglecounty.us" <faviola.alderete@eaglecounty.us>, "ursula.hayden@eaglecounty.us" <ursula.hayden@eaglecounty.us>, Abby Dallmann <abby.dallmann@eaglecounty.us>, "taylor@townofgypsum.com" <taylor@townofgypsum.com>, Sean Koenig <SKoenig@vailgov.com>, "manager@minturn.org" <manager@minturn.org>, "msamson@garfield-county.com" <msamson@garfield-county.com>, "jmartin@garfield-county.com" <jmartin@garfield-county.com>, "tjankovsky@garfield-county.com" <tjankovsky@garfield-county.com>, "fjarman@garfield-county.com" <fjarman@garfield-county.com>, "kmanguso@co.grand.co.us" <kmanguso@co.grand.co.us>, "mclinke@co.grand.co.us" <mclinke@co.grand.co.us>, "rcimino@co.grand.co.us" <rcimino@co.grand.co.us>, Cynthia McCoy <cmccoy@co.grand.co.us>, "kmcintire@co.grand.co.us" <kmcintire@co.grand.co.us>, Matthew Birnie <MBirnie@gunnisoncounty.org>, Elizabeth Mense <EMense@gunnisoncounty.org>, "district1@hinsdalecountycolorado.us" <district1@hinsdalecountycolorado.us>, "district2@hinsdalecountycolorado.us" <district2@hinsdalecountycolorado.us>, "district3@hinsdalecountycolorado.us" <district3@hinsdalecountycolorado.us>, "adminstrator@hinsdalecountycolorado.us" <adminstrator@hinsdalecountycolorado.us>, "combenson58@gmail.com" <combenson58@gmail.com>, "manvilledan@gmail.com" <manvilledan@gmail.com>, "coby.corkle@gmail.com" <coby.corkle@gmail.com>, "jacksoncounty.co@gmail.com" <jacksoncounty.co@gmail.com>, "megan.graham@co.laplata.co.us" <megan.graham@co.laplata.co.us>, "jerome.bernard@co.laplata.co.us" <jerome.bernard@co.laplata.co.us>, "mike.hawkins@co.laplata.co.us" <mike.hawkins@co.laplata.co.us>, "devin.king@co.laplata.co.us" <devin.king@co.laplata.co.us>, Jack Llewellyn <jack@durangobusiness.org>, Heather Otter <heather@scan.org>, "Wiebe - CDLE, Chloe" <chloe.wiebe@state.co.us>, Stella Cox <scox@townofignacio.com>, Tuggy Dunton <tdunton@townofignacio.com>, "jacobsonsm@co.laplata.co.us" <jacobsonsm@co.laplata.co.us>, Chris Lamay <clamay@bayfieldgov.org>, "dan.armentano@durangogov.org" <dan.armentano@durangogov.org>, "Vandegrift, Vicki" <vicki.vandegrift@durangogov.org>, "martha.johnson@co.laplata.co.us" <martha.johnson@co.laplata.co.us>, "smudge@co.lake.co.us" <smudge@co.lake.co.us>, "mglennc@co.lake.co.us" <mglennc@co.lake.co.us>, "kmarcella@co.lake.co.us" <kmarcella@co.lake.co.us>, "pberger@co.lake.co.us" <pberger@co.lake.co.us>, "tcorrigan@co.routt.co.us" <tcorrigan@co.routt.co.us>, Erin Miller <emiller@moftacounty.net>, "kdknight@townofpaonia.com" <kdknight@townofpaonia.com>, Karen Sheek <ksheek@cityofcortez.com>, "jdougherty@cityofcortez.com" <jdougherty@cityofcortez.com>, Rachel Medina <RMedina@co.montezuma.co.us>, "spowers@co.montezuma.co.us" <spowers@co.montezuma.co.us>, "companerosdurango@gmail.com" <companerosdurango@gmail.com>, "rangelychamber@gmail.com" <rangelychamber@gmail.com>, "lpierring@rangelyco.gov" <lpierring@rangelyco.gov>, Lisa Cook <lisa@town.meeker.co.us>, Kara Stoller <kara@steamboatcchamber.com>, "jeff.ector@rbc.us" <jeff.ector@rbc.us>, "gary.moyer@rbc.us" <gary.moyer@rbc.us>, Lyndsey Brozyna <lyndsey@northwestsbdc.org>, "andykey87@outlook.com" <andykey87@outlook.com>, "dmonger@co.routt.co.us" <dmonger@co.routt.co.us>, "dreynolds@newcastlecolorado.org" <dreynolds@newcastlecolorado.org>, "Peter Brixius (pbrixius@ci.craig.co.us)" <pbrixius@ci.craig.co.us>, "heather.jones@mesacounty.us" <heather.jones@mesacounty.us>, "shahn@rifleco.org" <shahn@rifleco.org>, "cherylmcdonald@colorado.com" <cherylmcdonald@colorado.com>, "towndc@centurytel.com" <towndc@centurytel.com>, Town Manager <townmanager@townofcollbran.us>, "chrisr@cityofdelta.net" <chrisr@cityofdelta.net>, Karen Tuttle <Karen@region10.net>, "k.papenbrock@ouraycolorado.com" <k.papenbrock@ouraycolorado.com>, Michelle Haynes <mhaynes@region10.net>, "vrogal@montrose.net" <vrogal@montrose.net>, "bdrxel@gunnisonco.gov" <bdrxel@gunnisonco.gov>, "randerson@ci.montrose.co.us" <randerson@ci.montrose.co.us>, "mary.hockenberry@townofhotchkiss.com" <mary.hockenberry@townofhotchkiss.com>, "trish@region10.net" <trish@region10.net>, Lynn <lynnb@sanmiguelcountyco.gov>, "rrash@montrosecounty.net" <rrash@montrosecounty.net>, "rsmith@olathe.co.us" <rsmith@olathe.co.us>, "nancy@region10.net" <nancy@region10.net>, "jclark@town.ridgway.co.us" <jclark@town.ridgway.co.us>, "eveitch@region10.net" <eveitch@region10.net>, "dan.scinto@region10.net" <dan.scinto@region10.net>, "ziprail@gmail.com" <ziprail@gmail.com>, "rmason@gunnisoncounty.org" <rmason@gunnisoncounty.org>, "jimwahlstrom@tosv.com" <jimwahlstrom@tosv.com>, Phillip Supino <phillip.supino@cityofaspen.com>, "ashenk@tosv.com" <ashenk@tosv.com>, "cskowyr@townofdillon.com" <cskowyr@townofdillon.com>, Kathryn Trauger <kathryn.trauger@cogs.us>, John Bristol <John@steamboatcchamber.com>, "amy@elevatecospace.com" <amy@elevatecospace.com>, Patti Clapper <patti.clapper@pitkincounty.com>, "jkennel@playwinterpark.com" <jkennel@playwinterpark.com>, "cmihm@q.com" <cmihm@q.com>, "dbutler@co.grand.co.us" <dbutler@co.grand.co.us>, Rachel Lunney <rachel@nwccog.org>, "cross@playwinterpark.com" <cross@playwinterpark.com>, Chris Romer <cromer@visitvailvalley.com>, "jstavney@nwccog.org" <jstavney@nwccog.org>, "mayor@townofkremmling.org" <mayor@townofkremmling.org>, "swyatt8581@aol.com" <swyatt8581@aol.com>, "aheon@town.fraser.co.us" <aheon@town.fraser.co.us>, "mgianneschi@coloradomtn.edu" <mgianneschi@coloradomtn.edu>, "sarah.robinson@mesacounty.us" <sarah.robinson@mesacounty.us>, Vara Kusal <vara@horizondrivedistrict.com>, Shannon Vassen <svassen@cityoffruita.onmicrosoft.com>, "sonya.mcgee@d51schools.org" <sonya.mcgee@d51schools.org>, "rquarles@townofpalisade.org" <rquarles@townofpalisade.org>, "robin@gjep.org" <robin@gjep.org>, Janet Hawkinson <jhawkinson@townofpalisade.org>, Diane Schwenke <diane@gjchamber.org>, Darcy Weir <Darcy@gjchamber.org>, Jennifer Seal <Jennifer@fruitachamber.org>, "gregc@ci.grandjct.co.us" <gregc@ci.grandjct.co.us>, "egarza@mcpld.org" <egarza@mcpld.org>, "Wagner, Derek" <dawagner@coloradomesa.edu>, Curtis Englehart <Curtis.Englehart@mesacounty.us>, Shana Wade <swade@mcpld.org>, "Gallegos, Tracy W" <Tracy.Gallegos@d51schools.org>, "jprice@mcpld.org" <jprice@mcpld.org>, Henry Hemphill <hhemphill@fruita.org>, Heidi Dragoo <heidi.dragoo@mesacounty.us>, "greg.moberg@mesacounty.us" <greg.moberg@mesacounty.us>, "Ludlam, David" <dludlam@coloradomesa.edu>, "dean.bressler@mesacounty.us" <dean.bressler@mesacounty.us>, "mincty@hotmail.com" <mincty@hotmail.com>, SIDA <sanjuancoordinator@scan.org>, Anthony Edwards <Anthony@sholleredwards.com>, Jan MayerGawlik <Jan.MayerGawlik@co.laplata.co.us>, Doug Roth <DRoth@co.montezuma.co.us>, "hilaryc@sanmiguelcountyco.gov" <hilaryc@sanmiguelcountyco.gov>, Ben Tisdell <btisdell@ouraycountyco.gov>, Jon Waschbusch <jwaschbusch@montrosecounty.net>, "todd.hollenbeck@mesacounty.us" <todd.hollenbeck@mesacounty.us>, Kara Silbernagel <kara.silbernagel@pitkincounty.com>, "karen.stiegelmeier@summitcountyco.gov" <karen.stiegelmeier@summitcountyco.gov>, "jeanne.mcqueeney@eaglecounty.us" <jeanne.mcqueeney@eaglecounty.us>, Makala Barton <makala.barton@rbc.us>, "rbeck@moftacounty.net" <rbeck@moftacounty.net>, Dan

Page 36

Weinheimer <dweinheimer@co.routt.co.us>, "kentcrowder47@gmail.com" <kentcrowder47@gmail.com>, Andrew Weber <andrew@palisadecoc.com>, Miriam Gillow-Wiles <director@swccog.org>, Bonnie Petersen <bonnie@agnc.org>, Christian Reece <christian@club20.org>, "rscotty@gojade.org" <rscotty@gojade.org>, "ramona102261@hotmail.com" <ramona102261@hotmail.com>, "jessealbright77@yahoo.com" <jessealbright77@yahoo.com>, "countyadmin@mincocolo.com" <countyadmin@mincocolo.com>, Don Cook <dcook@moffatcounty.net>, "mkilpatrick@ci.craig.co.us" <mkilpatrick@ci.craig.co.us>, Donald Broom <dbroom@moffatcounty.net>, Mindy Curtis <mcurtis@moffatcounty.net>, "jcandelaria@co.montezuma.co.us" <jcandelaria@co.montezuma.co.us>, "lsuckla@co.montezuma.co.us" <lsuckla@co.montezuma.co.us>, "kertil@co.montezuma.co.us" <kertil@co.montezuma.co.us>, "shansen@montrosecounty.net" <shansen@montrosecounty.net>, "kcaddy@montrosecounty.net" <kcaddy@montrosecounty.net>, "knorris@montrosecounty.net" <knorris@montrosecounty.net>, Katie Yergensen <kyergensen@montrosecounty.net>, "dbatchelder@ouraycountyco.gov" <dbatchelder@ouraycountyco.gov>, "jpeters@ouraycountyco.gov" <jpeters@ouraycountyco.gov>, "chunt@ouraycountyco.gov" <chunt@ouraycountyco.gov>, "Hooks - CDLE, Marie" <marie.hooks@state.co.us>, "dblankenship@rfta.com" <dblankenship@rfta.com>, "shirley.ritter@cityofaspen.com" <shirley.ritter@cityofaspen.com>, "reilly@bendonadams.com" <reilly@bendonadams.com>, "alex@valleysettlement.org" <alex@valleysettlement.org>, "mike.kosdrosky@cityofaspen.com" <mike.kosdrosky@cityofaspen.com>, "cwheatley@aspenk12.net" <cwheatley@aspenk12.net>, "gretchcalhoun@yahoo.com" <gretchcalhoun@yahoo.com>, "rick.voorhees@cogs.us" <rick.voorhees@cogs.us>, "hh@connectonedesign.com" <hh@connectonedesign.com>, "keckes@tosv.com" <keckes@tosv.com>, "telliott@tosv.com" <telliott@tosv.com>, "jwahlstrom@tosv.com" <jwahlstrom@tosv.com>, "bridgette.kelly@cityofaspen.com" <bridgette.kelly@cityofaspen.com>, "mitzi.rapkin@cityofaspen.com" <mitzi.rapkin@cityofaspen.com>, "ann.mullins@cityofaspen.com" <ann.mullins@cityofaspen.com>, "jessica.garrow@cityofaspen.com" <jessica.garrow@cityofaspen.com>, "pat.bingham@pitkincounty.com" <pat.bingham@pitkincounty.com>, "tyler.lambuth@pitkincounty.com" <tyler.lambuth@pitkincounty.com>, "lindsay.maisch@pitkincounty.com" <lindsay.maisch@pitkincounty.com>, "karen.koenemann@pitkincounty.com" <karen.koenemann@pitkincounty.com>, "nan.sundeen@pitkincounty.com" <nan.sundeen@pitkincounty.com>, "tstauffer@steamboatsprings.net" <tstauffer@steamboatsprings.net>, "office@routtcountyunitedway.org" <office@routtcountyunitedway.org>, "maryalice@townofoakcreek.com" <maryalice@townofoakcreek.com>, Catherine Carson <cathcarson@gmail.com>, "sharon.johnson@haydencolorado.org" <sharon.johnson@haydencolorado.org>, Gary Suiter <gsuiter@steamboatsprings.net>, Ross Herzog <rherzog@telluride-co.gov>, Shirley Diaz <shirley@smrha.org>, "welch@norwoodtown.com" <welch@norwoodtown.com>, "pberry@mtnvillage.org" <pberry@mtnvillage.org>, Todd Brown <tbrown@telluride-co.gov>, "jgilbride@mtnvillage.org" <jgilbride@mtnvillage.org>, Sean Murphy <smurphy@telluride-co.gov>, Dan Caton <DCaton@mtnvillage.org>, Laila Benitez <LailaBenitez@mtnvillage.org>, Carmen Warfield <carmenw@sanmiguelcountyco.gov>, Kris Holstrom <krish@sanmiguelcountyco.gov>

Hello All,

It sounds like Colorado DOLA is planning to making an additional \$300k available for printed materials this summer to assist with rural community 2020 Census outreach. The program description and application process are still being developed, but in the meantime if you are interested, please put together a "wish list" of materials you would be interested in. For instance, if you've got county fairs, music festivals, back-to-school events, etc. coming up where a banner or handouts or other printed material would come in handy, please let me know.

Again, this is state funding that the Census Bureau ultimately does not have control over nor can we directly advocate for any specific community/event, so I want to emphasize that I cannot guarantee anything, but we can certainly take your wish lists and get them to the appropriate folks and help provide guidance on the application process once it's available. Please give it some thought and send over your lists when you get the opportunity.

Cheers!

Brian J. Meinhart
Partnership Specialist
US Census Bureau
970.683.8072
brian.j.meinhart@2020census.gov
[census.gov](https://www.census.gov) | [@uscensusbureau](https://twitter.com/uscensusbureau) twitter
[@uscensusbureau](https://www.facebook.com/uscensusbureau) facebook
[@uscensusbureau](https://www.linkedin.com/company/uscensusbureau) linkedin
Jobs: [2020Census.gov/jobs](https://2020census.gov/jobs)



MEMORANDUM

To: NWCCOG Council & Economic Development District Board of Directors
From: Rachel Lunney, Economic Development Director
Date: May 13, 2019
Re: Second Home Study: Review of Past Studies and Discussion on Possible Future Update

History of the Study:

"The Social and Economic Effects of Second Homes" – June 2004

Background:

In 2002, the Town of Vail, on behalf of towns and counties in the NWCCOG region, received a Colorado Heritage Grant from the Colorado Office of Smart Growth to study the social and economic effects of second homes. A steering committee for the project was established with representatives from NWCCOG member towns and counties.

Questions to be answered by the study:

Initial steering committee discussions identified many questions about second homes and their effects on mountain communities. What motivates people to buy second homes here, how often do they use them, what do they do when they are here, how do they spend their money, how many jobs are generated, where do the workers live, how are these trends changing mountain resort communities, and what will happen in the future?

The steering committee discussed all of these questions and decided to focus on six areas of greatest interest for the study:

1. Effects on overall housing prices
2. Jobs generated by second homes
3. Effects on community values and social structures
4. Usage patterns of second homeowners
5. Effects on community services
6. Effects on local and regional economies

Methodology:

Assessor databases from four of the counties (Eagle, Grand, Pitkin and Summit) were collected and assembled into one large GIS database of over 64,000 records. The database reflects ownership information dated from the years 2000-2001. Records were re-coded to reflect common fields such as type of unit (single family home, condominium, etc.), value of unit, square footage and year built. There is no indicator within County Assessor records for whether a home is being used as a second home or local residence. A code was added to the NWCCOG database to indicate the current usage of the housing unit based on where the property tax assessment notice was being sent. Out-of-county addresses were marked as "second homes" and local addresses were marked as "local residents".

The steering committee designed a survey that went out to homeowners (both local residents and second homeowners) in the four county study area. The sample was randomly selected from the NWCCOG database of 64,000 property records. Over 4,300 surveys were mailed out and 1,346 were returned, for an overall response rate of 32%. The survey has an overall 2.6% margin of error. Survey questions covered shopping patterns, demographics, values, usage of second home, future usage plans, recreational activities, involvement in the community, use of services, and much more. (See survey instrument attached to this memo).

Social and Economic Indicators:

In order to answer the questions related to jobs generated by second homes, a complete economic base analysis was performed for the four counties in the study area for the 2004 Study. NWCCOG contracted with Lloyd Levy Consulting to do the economic analysis. The main economic “drivers” that bring outside dollars into the region were identified. These direct basic dollars generate both basic and secondary jobs. The economic analysis tracked the \$5.3 billion outside dollars coming into the four counties into the specific drivers to account for 48,908 basic jobs, 33,424 secondary jobs, and 82,332 total jobs. It identified the ratio of secondary to direct basic jobs for each of the subcategories, such as second homes less than 3000 sq. ft. and second homes greater than 3000 sq. ft. It also provided job generation rates for each of the drivers based on a per-unit denomination such as a dwelling unit, 1,000 skier/visitor days, or \$1 million sales.

In Conclusion: (from 2004 Study)

Knowledge of the effects of any economic driver or basic industry is essential to planning. Such developments create demands for construction, maintenance and operations. The workers employed in the basic industry and their families require housing and a wide range of private and public community services, whose workers also have the same needs. Good planning requires anticipating and providing for the “multiplier” or secondary effects. Not doing so can lead to shortages and to major conflicts among the users of the various resources of the area.

Where do the outside dollars come from?

Outside dollars by driver:

- Summer Visitors 14%
- Resident Income 18%
- Second Homes 34%
- Winter Visitors 28%
- Other Drivers 6%

These concerns are especially important in resort counties because of the development of second homes. Typically, in these types of counties, there is the initial development and maturation of a traditional tourism industry. However, over time second homes become a large and often dominant part of both the physical and economic landscape. Their development creates a demand for workers above that of the traditional tourists industry, especially in construction but also in their maintenance, operation and use. As their numbers increase, the demand for workers increases as well. Second homes take up large amounts of land in Colorado mountain resort areas where developable land is already in short supply. As a result, the second homes’ values and the land surrounding them rises above that normally paid for worker housing. As their numbers increase, and the land available for development decreases, a dilemma is created. Second homes have generated the need for more workers, but the rise in property values and subsequent housing costs have made it difficult for the workers to live within a reasonable distance of their place-of-work. ***Traditionally, residential homes and their neighborhoods have provided workers with a decent home and adequate community services. However, second homes are different in that they are not a residence, but an industry creating a demand for workers.***

Secondly, second homes drive up property values, including residential housing for workers. Because of this, it becomes especially important for elected officials and community planners to understand and estimate the secondary effects of second homes in tourist based economies. With this information, policies can be developed by local governments to provide for the social needs of citizens with each new development and to influence the growth in the economic drivers themselves. To ignore this information concerning second homes within Colorado rural resort region casts social and economic fates to the wind.

Where do we go from here? Second Home Study – Phase II

“Transitions in Mountain Communities: Resort Economies and Their Secondary Effects

NWCCOG conducted another second home study in 2006 to follow up to the first. The study aimed to follow up on these topics:

- Re-analyze the property records in 2006 – measure the conversion of units: second homes to primary residences
- Analyze economic changes related to the trend of second homeowners retiring to the area

- Create “panels” within existing respondent groups to analyze spending patterns, trends and attitudes
- Update both the survey and the economic analysis to measure changes
- Gain perspectives, if not forecasts, on each of the drivers

In 2006, the same four counties, plus the City of Steamboat Springs, directed NWCCOG to repeat the study to get further information and determine trends. (The City of Steamboat Springs was not a NWCCOG member when the first phase of the study was conducted.) Their funds were matched by a Department of Local Affairs (DOLA) Energy and Mineral Impact grant.

The second phase of the study, known as “Transitions in Mountain Communities”, was designed to survey homeowners on many of the same topics included in the first phase. The results were used to determine trends and provide information to local officials as they plan and forecast for the future. In addition, the second phase focused on the impact of second homes on local workers and workforce housing. The NWCCOG Second Home Study Steering Committee (compiled of a representative from each participating jurisdiction) decided to update the study name to Transitions in Mountain Communities to illustrate the increased reach of the study.

Region-wide (results from 2006 study)

- Across the study region, including all four counties and the City of Steamboat Springs, the percentage of homes owned by second homeowners decreased slightly, from 59% in 2003 to 55% in 2006.
- Region-wide, second homeowners occupied their properties an average of 64 days a year – most often during ski season and the summer months of July and August.
- Second homeowners visit their properties most frequently during the ski season (an average of 24 days December through March) and in the summer (an average of 20 days in July & August).
- 73% of second homeowners surveyed said they consider their property a vacation home rather than an investment.
- Region-wide, the top three reasons second homeowners purchased their properties were slightly different in 2006 than 2003, with the third and fourth reasons changing places.

In 2003:

1. Recreational amenities – 83%
2. Proximity to ski resort – 73%
3. Scenery/surroundings – 72%
4. Intend to vacation here for years – 66%

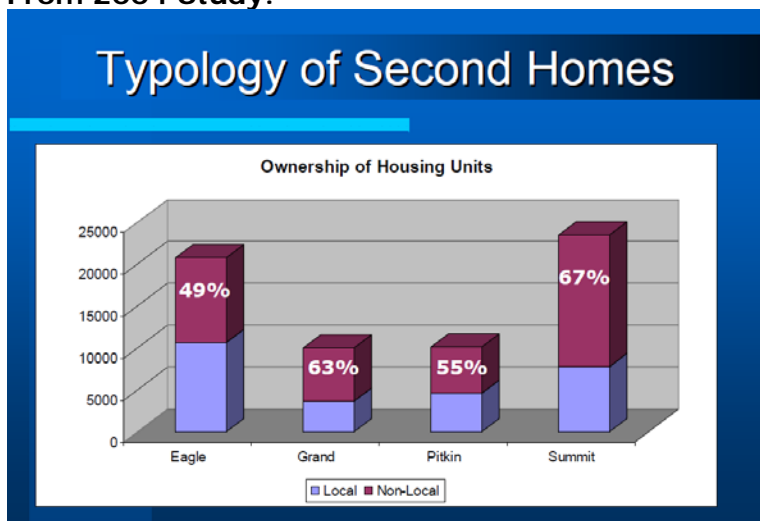
In 2006:

1. Recreational amenities – 81%
2. Proximity to ski resort – 75%
3. Intend to vacation here for years – 71%
4. Scenery/surroundings – 64%

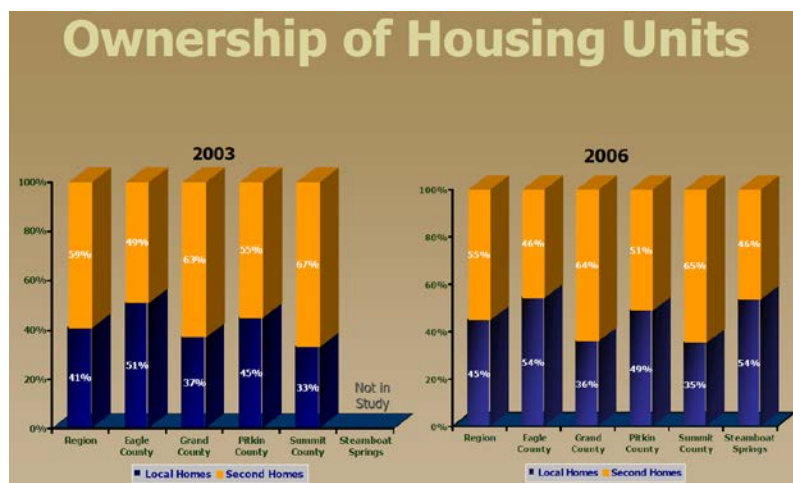
A sample of data comparing results from 2004 and 2006 studies is included following this memo.

Compare Trends in Number of Second Homes using currently available data

From 2004 Study:



From 2006 Study:



Current Census Data:

	% Local Homes	% Second Homes*
Eagle County, CO	61%	39%
Grand County, CO	45%	55%
Pitkin County, CO	66%	34%
Summit County, CO	35%	65%
Steamboat Springs, CO	68%	32%

Source: U.S. Census Bureau, American Community Survey, latest 5-Year Estimates, 2017

*referred to as "Vacant for Seasonal/Recreational Use" by US Census Bureau

The chart below shows the trend in number of second homes over time. It compares the % of all housing units used as second homes using the NWCCOG second home study survey data for 2004 and 2006, and US Census data for 2017 (i.e. housing units indicated as "Vacant for seasonal/recreational use"). As you can see, in all communities there is a downward trend in the number of second homes:

Trend over time:	2004	2006	2017
Eagle County, CO	49%	46%	39%
Grand County, CO	63%	64%	55%
Pitkin County, CO	55%	51%	34%
Summit County, CO	67%	65%	65%
Steamboat Springs, CO	not in study	46%	32%

2019 Update of Second Home Study:

NWCCOG has been asked from time to time over the last 13 years since the last update was done (2006) if we are going to update the study. The questions to ask are: What is the end goal of updating the study? Are we still seeking the same type of data? The main purpose of the 2004 and 2006 studies was to determine job creation as well as economic and social impacts of second homes on our region. Is the purpose still the same? If we are going to try to compare apples to apples (i.e. compare a 2020 study to the 2004 and 2006 studies to identify trends) will we use the same survey instrument and ask the same questions? (See survey instrument and comparison data from 2004 and 2006 studies following this memo.) Or are we going to include new questions to reflect current trends which affect second homes,

such as the proliferation of second homeowners using their homes not just as vacation homes for personal use, but to rent out short term using on-line platforms such as AirBnB and VRBO.

To get at these answers, we need to ask the questions of second homeowners to get this information. Most likely the only way to do this is by mailing a postcard/letter asking them to complete an on-line survey. The people we are trying to reach do not live here, therefore we can't necessary reach them via grass-roots efforts directed at locals.

Estimated Cost of Updated Second Home Study

To ascertain the approximate cost of updating the study, based on past studies' methodology, Rachel had a phone conversation with Willa Williford, from Williford LLC. Williford LLC recently completed the "Eagle River Valley Housing Needs and Solutions" study in 2018. This study involved an on-line survey of local residents. There was no mailing of surveys, instead the survey was promoted and advertised via grass-roots efforts. Approximately 900 surveys were completed. The total cost of this study was \$70,000. The scope of the NWCCOG study would be quite a bit larger. The NWCCOG Second Home Study update would need to involve mailing at least post cards, as the intended audience we are trying to reach do not live in the region on a regular basis. The "ball park" figure Williford LLC provided was in the \$80,000 - \$120,000 range. This was based on numbers from the original survey, in which 4,342 surveys were mailed out; 1,346 were returned. This figures includes everything: survey development, obtaining mailing addresses from county assessor's offices, analyzing and preparing the data to create mailing addresses, mailing the survey, collecting and analyzing results (including comparisons to 2004 and 2006 studies), presentation of final results.

Alternative: Use Existing Studies/Data

Several of our member jurisdictions have conducted community surveys over the last 13 years since the last second home study. Most of these surveys are not done to be "statistically significant"- i.e. they use a grassroots effort to advertise that the survey is open and invite residents and second home owners to go online to complete the survey. Most surveys do ask the question up front: Are you a full-time resident of the community or are you a part-time resident (i.e. second homeowner). We could research the most current data available from recent community surveys conducted to compile data that attempts to answer the questions we are trying to get at. This method would not be comparing "apples to apples", in that the survey instruments, i.e. questions asked, are not exactly the same as the 2004 and 2006 studies. This method may, however, get at the spending habits and future plans of second homeowners with respect to their planned future use of their property.

For instance, from the Summit Daily News reporting on the Town of Dillon 2018 resident survey:

SECOND HOMES AND SHORT-TERM RENTALS: The survey also dove into the demographics behind second-home owners and short-term rentals in town, revealing some surprising numbers. Nearly half of the respondents said they own an investment property in Dillon, but of those, less than half said they use the property for rentals. Among second-home owners, a majority said they spent at least one month in town a year, while 10 percent said they spent more than six months. The survey also seems to support Dillon's decision to adopt new a new short-term rental ordinance last month. While more than half of respondents said they approve of short-term rentals in their neighborhoods, over 30 percent noted they had been negatively impacted by rentals in the past. Almost 60 percent of individuals said they support short-term rental regulations, citing parking issues, increased noise levels and occupancy levels as their primary concerns.



2003 Mountain Resort Homeowners Survey

Communities in the mountain resort areas of Northwest Colorado are very interested in receiving input from homeowners, both those who live in the area full-time (Locals) and those who visit the area on a more limited basis (Second Homeowners). Please fill out this survey and return it by Monday, April 21, 2003. All responses will remain confidential. Please note the numerals in parentheses are for tabular purposes only. Feel free to skip any questions that do not apply to you. Thank you, your help is greatly appreciated!

Designated Residence:

For the purposes of this survey, please answer the questions based on your ownership of the following residential unit:

1. Do you consider this residence to be your: **(Please check all that apply)**

- ☐ Primary residence (1)
- ☐ Second home (for personal or rental use) (2)
- ☐ Other: (3)

2. How long have you lived and/or owned property in this area? **(Not just the designated residence.)**

- ☐ Less than one year (1)
- ☐ 1-2 years (2)
- ☐ 3-5 years (3)
- ☐ 6-10 years (4)
- ☐ 11-20 years (5)
- ☐ 21 or more years (6)



FULL TIME RESIDENTS ONLY:
All other respondents please skip to Question # 5

3. Why do you live in this area? **(Please check all that apply)**

- ☐ I was born here (1)
- ☐ To be with family (2)
- ☐ To be with spouse (3)
- ☐ To be with friends (4)
- ☐ Employment opportunities (5)
- ☐ For the recreational amenities (6)
- ☐ Came here looking for a place to retire (7)
- ☐ More affordable than other mountain resorts (8)
- ☐ Climate (9)
- ☐ Winters (10)
- ☐ Summers (11)
- ☐ Scenery (12)
- ☐ Small town atmosphere (13)
- ☐ Proximity to Front Range (14)
- ☐ Proximity to airport (15)
- ☐ Friendliness (16)
- ☐ Other: (17)

4. Where do you see yourself living in the next 5-10 years? **(Please check all that apply.)**

- ☐ Same area (1)
- ☐ Relocated to warmer climate (2)
- ☐ Relocated to lower altitude (3)
- ☐ Relocated to less expensive area (4)
- ☐ Relocated closer to relatives (5)
- ☐ Relocated closer to job (6)
- ☐ Relocated for financial reasons (7)
- ☐ Relocated for educational opportunities (8)
- ☐ Relocated to area with more amenities (9)
- ☐ Other: (10)



ALL RESPONDENTS

Community Input

5. Please let the Local Government officials for your **Designated Residence** know how important the following issues are to you:

Please use the following scale:

Not Important		Very Important		
1	2	3	4	5

- A. Local economy: 1 2 3 4 5
 B. Local workforce housing opportunities: 1 2 3 4 5
 C. Recreational opportunities: 1 2 3 4 5
 D. Transportation infrastructure: 1 2 3 4 5
 E. Public transportation: 1 2 3 4 5
 F. Wildland fire mitigation: 1 2 3 4 5
 G. Health care services: 1 2 3 4 5
 H. Education (K-12): 1 2 3 4 5
 I. Adult education: 1 2 3 4 5
 J. Arts & Culture: 1 2 3 4 5
 K. Water Quality/Quantity: 1 2 3 4 5
 L. Wildlife habitat: 1 2 3 4 5
 M. Scenic/visual quality: 1 2 3 4 5
 N. Parks/trail systems: 1 2 3 4 5
 O. Air quality: 1 2 3 4 5
 P. Other: 1 2 3 4 5

7. Where do you normally shop for the following goods while you are in the **Designated Residence**?

Please use the following codes:
 Please circle the number for the code which represents where you shop for the following goods **the majority of the time.** (Please circle only one choice.)

- 1 = Locally (0-10 miles of residence)
 2 = Regionally (11-29 miles of residence)
 3 = Extended Region (30+ miles of residence)
 4 = Front Range (Denver area)
 5 = Mail-Order/Internet
 6 = None of the above

- | Locally | Regionally | Extended region | Front Range | Mail Order/Internet | None of the above | |
|---------|------------|-----------------|-------------|---------------------|-------------------|----------------------------------|
| 1 | 2 | 3 | 4 | 5 | 6 | a. Groceries |
| 1 | 2 | 3 | 4 | 5 | 6 | b. Prescriptions |
| 1 | 2 | 3 | 4 | 5 | 6 | c. Clothing |
| 1 | 2 | 3 | 4 | 5 | 6 | d. Sports/Recreational Equipment |
| 1 | 2 | 3 | 4 | 5 | 6 | e. Household Furnishings |
| 1 | 2 | 3 | 4 | 5 | 6 | f. Appliances |
| 1 | 2 | 3 | 4 | 5 | 6 | g. Office Supplies |
| 1 | 2 | 3 | 4 | 5 | 6 | h. Hardware/Building Supplies |
| 1 | 2 | 3 | 4 | 5 | 6 | i. Garden Supplies |
| 1 | 2 | 3 | 4 | 5 | 6 | j. Automobiles |
| 1 | 2 | 3 | 4 | 5 | 6 | k. Entertainment/Restaurants |

Demographics

9. Are you a registered voter in this residence?
☐ Yes (1) ☐ No (2)
10. Family Status:
☐ Single, no children (1)
☐ Single, with children (2)
☐ Single, children no longer at home (3)
☐ Couple, no children (4)
☐ Couple, with children (5)
☐ Couple, children no longer at home (6)
☐ Other (7) _____
11. What is your age?
☐ under 20 (1) ☐ 45 - 54 (5)
☐ 20 - 24 (2) ☐ 55 - 64 (6)
☐ 25 - 34 (3) ☐ 65 - 74 (7)
☐ 35 - 44 (4) ☐ Over 75 (8)
12. Sex
☐ Male (1) ☐ Female (2)
13. Ethnicity:
☐ Black/African American (1)
☐ Hispanic Origin (2)
☐ American Indian (3)
☐ Asian (4)
☐ Pacific Islander (5)
☐ White (6)
☐ Other: (7) _____
14. What level of education have you completed?
☐ Less than 9th grade (1)
☐ 9th to 12th grade, no diploma (2)
☐ High school graduate or GED (3)
☐ Some college, no degree (4)
☐ Associate's degree (5)
☐ Bachelor's degree (6)
☐ Graduate or professional degree (7)

6. Please prioritize your top three items by indicating the letter designation from the list in #5:

#1. _____
 #2. _____
 #3. _____

8. While in the **designated residence**, for items that can be purchased in the **local community**, please estimate the % of goods that you and your family members purchase locally?
- ☐ 0-19% (1)
☐ 20-39% (2)
☐ 40-59% (3)
☐ 60-79% (4)
☐ 80-100% (5)

15. Please indicate if your Annual Household Income is:
☐ \$0 - \$14,999 (1)
☐ \$15,000 - 34,999 (2)
☐ \$35,000 - 49,999 (3)
☐ \$50,000 - 74,999 (4)
☐ \$75,000 - 99,999 (5)
☐ \$100,000 - \$149,999 (6)
☐ \$150,000 - \$199,999 (7)
☐ \$200,000 - \$299,999 (8)
☐ \$300,000 - \$499,999 (9)
☐ \$500,000 - \$999,999 (10)
☐ 1,000,000+ (11)

16. What is your employment status?

(Please check all that apply.)

- ☐ Part time employed (1)
- ☐ Full time employed (2)
- ☐ Retired (3)
- ☐ Looking for work (4)
- ☐ Self employed (5)
- ☐ Other: (6) _____



**If the
designated
residence is
your primary
residence
please go to
Question #29.**

17. What is the current use of your second home property? (Please check all that apply)

- ☐ Full time rental (1)
- ☐ Part time rental (2)
- ☐ Owner use only (3)
- ☐ Owner, friends and family use (4)
- ☐ Corporate use (5)
- ☐ No use (6)
- ☐ Other: (7) _____

18. Which statements most accurately reflect the reason(s) you bought this property? (Please check all that apply)

- ☐ Recreational amenities (1)
- ☐ Air and water quality (2)
- ☐ Proximity to Ski Resort (3)
- ☐ Friendliness (4)
- ☐ Intend to retire here (5)
- ☐ Intend to vacation here for years (6)
- ☐ More affordable than other mountain resorts (7)
- ☐ Proximity to friends and/or family (8)
- ☐ Investment potential (9)
- ☐ Rental income (10)
- ☐ Climate (11)
- ☐ Small town atmosphere (12)
- ☐ Proximity to Front Range (13)
- ☐ Proximity to airport (14)
- ☐ Scenery/surroundings (15)
- ☐ Other: (16) _____

19. Please rank your top three reasons by indicating the number designation from the list in #18.

#1. _____
#2. _____
#3. _____

20. Where is your primary residence located? (City and State only)

21. Do you have additional residences?
☐ Yes (1) ☐ No (2)

If yes, please list where they are located: (City and State only)

22. Which modes of transportation do you typically use to get from home to the Designated Residence? (Please check all that apply)

- ☐ Train (1)
- ☐ Air (Commercial) (2)
- ☐ Air (Private) (3)
- ☐ Rental Car (4)
- ☐ Personal vehicle (5)
- ☐ Bus or van (6)
- ☐ Taxi (7)
- ☐ Other: (8) _____

23. Please estimate the total usage in days of the designated residence for the past 12 months. (Include your visits, short and long term rentals, friends and family usage, etc.)

- ☐ None (1)
- ☐ 0 - 7 (2)
- ☐ 8 - 14 (3)
- ☐ 15 - 29 (4)
- ☐ 30 - 59 (5)
- ☐ 60 - 89 (6)
- ☐ 90 - 119 (7)
- ☐ 120 - 299 (8)
- ☐ 300+ (9)
- ☐ Other: (10) _____

24. Of the time indicated in #23 please estimate the usage by season.
(Total percent should add up to 100%)

December - March _____ %
April - June _____ %
July - August _____ %
Sept. - November _____ %
Total 100%

25. In the past 12 months, have you rented out your residence when you are not using it?

- ☐ No (1)
- ☐ Yes (2)

If yes, for approximately how many days? _____

26. Do you use a professional property management and/or rental company to manage your designated residence?

- ☐ No (1)
- ☐ Yes (2)


27. In the future, do you expect to spend more or less time at your residence?

- ☐ More (1) ☐ Less (2)
- ☐ About the same (3)

28. Which of the following statements most accurately reflects your intended future use of your residence/property: (Please check all that apply)

- ☐ Increase my personal use of the residence/property (1)
- ☐ Increase use by friends and family (2)
- ☐ Maintain current use (3)
- ☐ Decrease current use (4)
- ☐ Sell the residence/property (5)
- ☐ Use the residence as a full time rental unit (6)
- ☐ Use the residence as a part time rental unit (7)
- ☐ Retire to the area and use as retirement residence (8)
- ☐ Renovate the residence (9)
- ☐ Become a full time resident (10)
- ☐ Other: (11)

Please turn page to complete last page of survey.





A. Police	1	2	3	4	5
-----------	---	---	---	---	---

Never Use Use Frequently

←————→

1 2 3 4 5

	1	2	3	4	5
--	---	---	---	---	---

D. Animal Control	1	2	3	4	5
--------------------------	----------	----------	----------	----------	----------

F. Court Services	1	2	3	4	5
-------------------	---	---	---	---	---

	1	2	3	4	5
--	---	---	---	---	---

II. Parks	1	2	3	4	5
Library Services	1	2	3	4	5

J. Recreation Center	1	2	3	4	5
K. Building/Planning Services					

	1	2	3	4	5
1. Open Space/Trails	1	2	3	4	5

	1	2	3	4	5
M. Housing Services					
N. Senior Citizen Services					

	1	2	3	4	5
Q. 1. The number of elements in the set $\{x \in \mathbb{N} : x^2 \leq 10\}$ is	1	2	3	4	5

P.	Division of Wildlife	1	2	3	4	5
----	----------------------	---	---	---	---	---

R.	Adult Education	1	2	3	4	5
1	Adult Education					
2	Adult Education					
3	Adult Education					
4	Adult Education					
5	Adult Education					
6	Adult Education					
7	Adult Education					
8	Adult Education					
9	Adult Education					
10	Adult Education					
11	Adult Education					
12	Adult Education					
13	Adult Education					
14	Adult Education					
15	Adult Education					
16	Adult Education					
17	Adult Education					
18	Adult Education					
19	Adult Education					
20	Adult Education					
21	Adult Education					
22	Adult Education					
23	Adult Education					
24	Adult Education					
25	Adult Education					
26	Adult Education					
27	Adult Education					
28	Adult Education					
29	Adult Education					
30	Adult Education					
31	Adult Education					
32	Adult Education					
33	Adult Education					
34	Adult Education					
35	Adult Education					
36	Adult Education					
37	Adult Education					
38	Adult Education					
39	Adult Education					
40	Adult Education					
41	Adult Education					
42	Adult Education					
43	Adult Education					
44	Adult Education					
45	Adult Education					
46	Adult Education					
47	Adult Education					
48	Adult Education					
49	Adult Education					
50	Adult Education					
51	Adult Education					
52	Adult Education					
53	Adult Education					
54	Adult Education					
55	Adult Education					
56	Adult Education					
57	Adult Education					
58	Adult Education					
59	Adult Education					
60	Adult Education					
61	Adult Education					
62	Adult Education					
63	Adult Education					
64	Adult Education					
65	Adult Education					
66	Adult Education					
67	Adult Education					
68	Adult Education					
69	Adult Education					
70	Adult Education					
71	Adult Education					
72	Adult Education					
73	Adult Education					
74	Adult Education					
75	Adult Education					
76	Adult Education					
77	Adult Education					
78	Adult Education					
79	Adult Education					
80	Adult Education					
81	Adult Education					
82	Adult Education					
83	Adult Education					
84	Adult Education					

T.	Museums	1	2	3	4	5
----	---------	---	---	---	---	---

- ☐ Local newspaper (1)
- ☐ Internet (2)
- ☐ Radio (3)
- ☐ Chamber of Commerce (4)
- ☐ Visitor Center (5)
- ☐ Local television station (6)
- ☐ Post office postings (7)
- ☐ Public building postings (8)
- ☐ Word of mouth (9)
- ☐ Senior Center Newsletter (10)
- ☐ Other: (11)

- ☐ Playgrounds (1)
- ☐ Picnic Areas (2)
- ☐ Walking/Jogging (3)
- ☐ Mountain Biking (4)
- ☐ Nordic Skiing (5)
- ☐ Downhill Skiing (6)
- ☐ Snowboarding (7)
- ☐ In-line skating (8)
- ☐ Ice (hockey or skating) (9)
- ☐ Fishing (10)
- ☐ Golf (11)
- ☐ Sailing/Boating (12)
- ☐ Hiking (13)
- ☐ Swimming (14)
- ☐ Tennis (15)
- ☐ Other: (16)

Not Involved Very Involved

←—————→

1 2 3 4 5

A. Church/Spiritual	1	2	3	4	5
B. Environmental	1	2	3	4	5
C. Arts/Culture	1	2	3	4	5
D. Civic Organizations	1	2	3	4	5
E. Political Orgs.	1	2	3	4	5
F. Other: _____	1	2	3	4	5

Thank you for filling out this survey. Please return it to the Northwest Colorado Council of Governments (NWCCOG) in the stamped self-addressed envelope provided.

1	2	3	4	5
---	---	---	---	---

1	2	3	4	5
---	---	---	---	---

1	2	3	4	5
---	---	---	---	---

1	2	3	4	5
---	---	---	---	---

1	2	3	4	5
---	---	---	---	---

G. Recreation opportunities

		1	2	3	4	5

H. Job opportunities	1	2	3	4	5
----------------------	---	---	---	---	---

I. Affordable housing opportunities:

	1	2	3	4	5
17. Incredibly rising opportunities:					

J. Health Services	1	2	3	4	5
--------------------	---	---	---	---	---

K Education (K-12)	1	2	3	4	5
--------------------	---	---	---	---	---

R: Education (K-12)	1	2	3	4	5
L: Adult Education	1	2	3	4	5

L. Adult Education	1	2	3	4	5
M. Traffic	1	2	3	4	5

M. Traffic	1	2	3	4	5
N. Transportation	1	2	3	4	5

N. Transportation	1	2	3	4	5
O. Other:	1	2	3	4	5

U. Other: _____ 1 2 3 4 5

This image shows a single sheet of white paper with horizontal blue or grey ruling lines. The lines are evenly spaced and run across the width of the page. There are approximately 20 lines visible. The paper appears to be a standard notebook page or a sheet of stationery designed for writing.



2006 Mountain Resort Homeowners Survey

1. Communities in the mountain resort areas of Northwest Colorado are very interested in receiving input from homeowners, both those who live in the area full-time (Locals) and those who visit the area on a more limited basis (Second Homeowners). Please answer these survey questions and return the questionnaire in the postage paid envelope supplied. You need to enter the code number you received in the mail. For the purposes of this survey, please answer the questions based on your ownership of the designated residence (refer to your cover letter). Please skip any questions that do not apply to you. All responses will remain confidential. Thank you, your help is greatly appreciated!

PLEASE RESPOND BY NOVEMBER 10, 2006

2. IDN - Please enter the code you received in the mail. (Letter and numbers.) Warning: Survey responses cannot be accepted without a valid code. If you leave this field blank, your responses can not be counted.

3. Please indicate the letter which precedes the numbers on your IDN code.

☐ E

☐ G

☐ P

☐ S

4. Do you consider this residence to be your:

☐ Primary residence

☐ Second home (for personal or rental use)

☐ Other: _____

5. How long have you lived and/or owned property in this area?

☐ Less than one year

☐ 1-2 years

☐ 3-5 years

☐ 6-10 years

☐ 11-20 years

☐ 21+ years

6. Please let the Local Government officials for your designated residence know how important the following issues are to you:

	Not Important			Very Important		
7. Local economy	<input type="radio"/> 1	<input type="radio"/> 2	<input type="radio"/> 3	<input type="radio"/> 4	<input type="radio"/> 5	
8. Affordable housing	<input type="radio"/> 1	<input type="radio"/> 2	<input type="radio"/> 3	<input type="radio"/> 4	<input type="radio"/> 5	
9. Recreational opportunities	<input type="radio"/> 1	<input type="radio"/> 2	<input type="radio"/> 3	<input type="radio"/> 4	<input type="radio"/> 5	
10. Public safety	<input type="radio"/> 1	<input type="radio"/> 2	<input type="radio"/> 3	<input type="radio"/> 4	<input type="radio"/> 5	
11. Traffic	<input type="radio"/> 1	<input type="radio"/> 2	<input type="radio"/> 3	<input type="radio"/> 4	<input type="radio"/> 5	
12. Sense of community	<input type="radio"/> 1	<input type="radio"/> 2	<input type="radio"/> 3	<input type="radio"/> 4	<input type="radio"/> 5	
13. Open space	<input type="radio"/> 1	<input type="radio"/> 2	<input type="radio"/> 3	<input type="radio"/> 4	<input type="radio"/> 5	
14. Public transportation	<input type="radio"/> 1	<input type="radio"/> 2	<input type="radio"/> 3	<input type="radio"/> 4	<input type="radio"/> 5	
15. Wildfire mitigation	<input type="radio"/> 1	<input type="radio"/> 2	<input type="radio"/> 3	<input type="radio"/> 4	<input type="radio"/> 5	
16. Health services	<input type="radio"/> 1	<input type="radio"/> 2	<input type="radio"/> 3	<input type="radio"/> 4	<input type="radio"/> 5	
17. Job opportunities	<input type="radio"/> 1	<input type="radio"/> 2	<input type="radio"/> 3	<input type="radio"/> 4	<input type="radio"/> 5	
18. Education (K-12)	<input type="radio"/> 1	<input type="radio"/> 2	<input type="radio"/> 3	<input type="radio"/> 4	<input type="radio"/> 5	
19. Adult education	<input type="radio"/> 1	<input type="radio"/> 2	<input type="radio"/> 3	<input type="radio"/> 4	<input type="radio"/> 5	
20. Appearance of town	<input type="radio"/> 1	<input type="radio"/> 2	<input type="radio"/> 3	<input type="radio"/> 4	<input type="radio"/> 5	
21. Shopping opportunities	<input type="radio"/> 1	<input type="radio"/> 2	<input type="radio"/> 3	<input type="radio"/> 4	<input type="radio"/> 5	
22. Arts & culture	<input type="radio"/> 1	<input type="radio"/> 2	<input type="radio"/> 3	<input type="radio"/> 4	<input type="radio"/> 5	
23. Water quality/quantity	<input type="radio"/> 1	<input type="radio"/> 2	<input type="radio"/> 3	<input type="radio"/> 4	<input type="radio"/> 5	
24. Wildlife habitat	<input type="radio"/> 1	<input type="radio"/> 2	<input type="radio"/> 3	<input type="radio"/> 4	<input type="radio"/> 5	
25. Scenic/visual quality	<input type="radio"/> 1	<input type="radio"/> 2	<input type="radio"/> 3	<input type="radio"/> 4	<input type="radio"/> 5	
26. Parks and trails	<input type="radio"/> 1	<input type="radio"/> 2	<input type="radio"/> 3	<input type="radio"/> 4	<input type="radio"/> 5	
27. Air quality	<input type="radio"/> 1	<input type="radio"/> 2	<input type="radio"/> 3	<input type="radio"/> 4	<input type="radio"/> 5	

28. Shopping: Where do you predominantly shop for the following goods while you are in the designated residence? Please use the following references: Locally (0 -10 miles of residence); Regionally (11 - 29 miles of residence); Extended Region (30+ miles of residence); Front Range (Denver area); Mail-Order/Internet; Not applicable

	Locally	Regionally	Extended Region	Front Range	Mail-Order or Internet	N/A
29. Groceries	<input type="radio"/>	<input type="radio"/>	<input type="radio"/>	<input type="radio"/>	<input type="radio"/>	<input type="radio"/>
30. Prescriptions	<input type="radio"/>	<input type="radio"/>	<input type="radio"/>	<input type="radio"/>	<input type="radio"/>	<input type="radio"/>
31. Clothing	<input type="radio"/>	<input type="radio"/>	<input type="radio"/>	<input type="radio"/>	<input type="radio"/>	<input type="radio"/>
32. Sports/Recreational Equipment	<input type="radio"/>	<input type="radio"/>	<input type="radio"/>	<input type="radio"/>	<input type="radio"/>	<input type="radio"/>
33. Household Furnishings	<input type="radio"/>	<input type="radio"/>	<input type="radio"/>	<input type="radio"/>	<input type="radio"/>	<input type="radio"/>
34. Appliances	<input type="radio"/>	<input type="radio"/>	<input type="radio"/>	<input type="radio"/>	<input type="radio"/>	<input type="radio"/>
35. Office Supplies	<input type="radio"/>	<input type="radio"/>	<input type="radio"/>	<input type="radio"/>	<input type="radio"/>	<input type="radio"/>
36. Hardware/Building Supplies	<input type="radio"/>	<input type="radio"/>	<input type="radio"/>	<input type="radio"/>	<input type="radio"/>	<input type="radio"/>
37. Garden Supplies	<input type="radio"/>	<input type="radio"/>	<input type="radio"/>	<input type="radio"/>	<input type="radio"/>	<input type="radio"/>
38. Automobiles	<input type="radio"/>	<input type="radio"/>	<input type="radio"/>	<input type="radio"/>	<input type="radio"/>	<input type="radio"/>
39. Entertainment/Restaurants	<input type="radio"/>	<input type="radio"/>	<input type="radio"/>	<input type="radio"/>	<input type="radio"/>	<input type="radio"/>

40. Are you a registered voter at this residence?

☐ Yes

☐ No

41. Family Status

☐ Single, no children

☐ Single, with children

☐ Single, children no longer at home

☐ Couple, no children

☐ Couple, with children

☐ Couple, children no longer at home

☐ Other _____

42. What is your age?

☐ under 20

☐ 20-24

☐ 25-34

☐ 35-44

☐ 45-54

☐ 55-64

☐ 65-74

☐ Over 75

<p>43. Gender</p> <p><input type="radio"/> Male</p> <p><input type="radio"/> Female</p>	<p>49. Type of residence</p> <p><input type="radio"/> Single Family Residence</p> <p><input type="radio"/> Condo</p> <p><input type="radio"/> Townhome</p> <p><input type="radio"/> Duplex/Triplex</p> <p><input type="radio"/> Mobile Home</p> <p><input type="radio"/> Other: _____</p>				
<p>44. Ethnicity</p> <p><input type="radio"/> Black/African American</p> <p><input type="radio"/> Hispanic Origin</p> <p><input type="radio"/> American Indian</p> <p><input type="radio"/> Asian</p> <p><input type="radio"/> Pacific Islander</p> <p><input type="radio"/> White</p> <p><input type="radio"/> Other: _____</p>	<p>50. Year Built of residence</p> <p><input type="radio"/> before 1960</p> <p><input type="radio"/> 1960-1969</p> <p><input type="radio"/> 1970-1979</p> <p><input type="radio"/> 1980-1989</p> <p><input type="radio"/> 1990-1999</p> <p><input type="radio"/> 2000+</p>				
<p>45. What level of education have you completed?</p> <p><input type="radio"/> Less than 9th grade</p> <p><input type="radio"/> 9th to 12th grade, no diploma</p> <p><input type="radio"/> High school graduate or GED</p> <p><input type="radio"/> Some college, no degree</p> <p><input type="radio"/> Associate's degree</p> <p><input type="radio"/> Bachelor's degree</p> <p><input type="radio"/> Graduate or professional degree</p>	<p>51. Square Footage of residence</p> <p><input type="radio"/> <1000</p> <p><input type="radio"/> 1000-1999</p> <p><input type="radio"/> 2000-2999</p> <p><input type="radio"/> 3000-3999</p> <p><input type="radio"/> 4000-4999</p> <p><input type="radio"/> 5000-5999</p> <p><input type="radio"/> 6000-6999</p> <p><input type="radio"/> 7000+</p>				
<p>46. Please indicate if your Annual Household Income is:</p> <p><input type="radio"/> \$0-14,999</p> <p><input type="radio"/> \$15,000 - 34,999</p> <p><input type="radio"/> \$35,000 - 49,999</p> <p><input type="radio"/> \$50,000 - 74,999</p> <p><input type="radio"/> \$75,000 - 99,999</p> <p><input type="radio"/> \$100,000 - 149,999</p> <p><input type="radio"/> \$150,000 - 199,999</p> <p><input type="radio"/> \$200,000 - 299,999</p> <p><input type="radio"/> \$300,000 - 499,999</p> <p><input type="radio"/> \$500,000 - 999,999</p> <p><input type="radio"/> \$1,000,000 -1,999,999</p> <p><input type="radio"/> \$2,000,000 - 4,999,999</p> <p><input type="radio"/> \$5,000,000+</p>	<p>52. Value of residence</p> <p><input type="radio"/> <100,000</p> <p><input type="radio"/> \$100,000 - 199,999</p> <p><input type="radio"/> \$200,000 - 299,999</p> <p><input type="radio"/> \$300,000 - 399,999</p> <p><input type="radio"/> \$400,000 - 499,999</p> <p><input type="radio"/> \$500,000 - 599,999</p> <p><input type="radio"/> \$600,000 - 699,999</p> <p><input type="radio"/> \$700,000 - 799,999</p> <p><input type="radio"/> \$800,000 - 899,999</p> <p><input type="radio"/> \$900,000 - 999,999</p> <p><input type="radio"/> \$1,000,000 - 1,999,999</p> <p><input type="radio"/> \$2,000,000 - 4,999,999</p> <p><input type="radio"/> \$5,000,000+</p>				
<p>47. What are the primary sources of income for your Household? (Please check all sources accounting for at least 15% of the total Household income)</p> <p><input type="checkbox"/> Wage and Salary income earned within the county</p> <p><input type="checkbox"/> Wage and Salary income earned outside of the county</p> <p><input type="checkbox"/> Other income (dividends, rent, interest, savings, sale of assets, etc)</p> <p><input type="checkbox"/> Payments from government agencies (social security, public assistance, etc.)</p> <p><input type="checkbox"/> Private pensions or retirement plans</p> <p><input type="checkbox"/> Family related support (alimony, child support, etc.)</p> <p><input type="checkbox"/> Other: _____</p>	<p>53. The next questions are for full-time residents only. Are you a full-time resident? (Answer Required!)</p> <p><input type="radio"/> Yes (Skip to Question 54.)</p> <p><input type="radio"/> No (Skip to Question 65.)</p>				
<p>48. Town of designated residence (refer to cover letter)</p> <table style="width: 100%; border: none;"> <tr> <td style="width: 25%; vertical-align: top;"> EAGLE COUNTY <input type="checkbox"/> Avon <input type="checkbox"/> Basalt <input type="checkbox"/> Eagle <input type="checkbox"/> Gypsum <input type="checkbox"/> Minturn <input type="checkbox"/> Red Cliff <input type="checkbox"/> Vail <input type="checkbox"/> Unincorporated </td> <td style="width: 25%; vertical-align: top;"> GRAND COUNTY <input type="checkbox"/> Fraser <input type="checkbox"/> Granby <input type="checkbox"/> Grand Lake <input type="checkbox"/> Hot Sulphur Springs <input type="checkbox"/> Kremmling <input type="checkbox"/> Winter Park <input type="checkbox"/> Unincorporated </td> <td style="width: 25%; vertical-align: top;"> PITKIN COUNTY <input type="checkbox"/> Basalt <input type="checkbox"/> Aspen <input type="checkbox"/> Snowmass Village <input type="checkbox"/> Unincorporated </td> <td style="width: 25%; vertical-align: top;"> SUMMIT COUNTY <input type="checkbox"/> Blue River <input type="checkbox"/> Breckenridge <input type="checkbox"/> Dillon <input type="checkbox"/> Frisco <input type="checkbox"/> Montezuma <input type="checkbox"/> Silverthorne <input type="checkbox"/> Unincorporated </td> </tr> </table>	EAGLE COUNTY <input type="checkbox"/> Avon <input type="checkbox"/> Basalt <input type="checkbox"/> Eagle <input type="checkbox"/> Gypsum <input type="checkbox"/> Minturn <input type="checkbox"/> Red Cliff <input type="checkbox"/> Vail <input type="checkbox"/> Unincorporated	GRAND COUNTY <input type="checkbox"/> Fraser <input type="checkbox"/> Granby <input type="checkbox"/> Grand Lake <input type="checkbox"/> Hot Sulphur Springs <input type="checkbox"/> Kremmling <input type="checkbox"/> Winter Park <input type="checkbox"/> Unincorporated	PITKIN COUNTY <input type="checkbox"/> Basalt <input type="checkbox"/> Aspen <input type="checkbox"/> Snowmass Village <input type="checkbox"/> Unincorporated	SUMMIT COUNTY <input type="checkbox"/> Blue River <input type="checkbox"/> Breckenridge <input type="checkbox"/> Dillon <input type="checkbox"/> Frisco <input type="checkbox"/> Montezuma <input type="checkbox"/> Silverthorne <input type="checkbox"/> Unincorporated	<p>54. Why do you live in this area? (Please check all that apply)</p> <p><input type="checkbox"/> I was born here</p> <p><input type="checkbox"/> To be with family</p> <p><input type="checkbox"/> To be with spouse</p> <p><input type="checkbox"/> To be with friends</p> <p><input type="checkbox"/> Employment opportunities</p> <p><input type="checkbox"/> For the recreational amenities</p> <p><input type="checkbox"/> Owned a second home here for years and decided to retire here</p> <p><input type="checkbox"/> Came here looking for a place to retire</p> <p><input type="checkbox"/> More affordable than other mountain resorts</p> <p><input type="checkbox"/> Climate</p> <p><input type="checkbox"/> Winters</p> <p><input type="checkbox"/> Summers</p> <p><input type="checkbox"/> Scenery</p> <p><input type="checkbox"/> Small town atmosphere</p> <p><input type="checkbox"/> Proximity to Front Range</p> <p><input type="checkbox"/> Proximity to airport</p> <p><input type="checkbox"/> Friendliness</p> <p><input type="checkbox"/> Other: _____</p>
EAGLE COUNTY <input type="checkbox"/> Avon <input type="checkbox"/> Basalt <input type="checkbox"/> Eagle <input type="checkbox"/> Gypsum <input type="checkbox"/> Minturn <input type="checkbox"/> Red Cliff <input type="checkbox"/> Vail <input type="checkbox"/> Unincorporated	GRAND COUNTY <input type="checkbox"/> Fraser <input type="checkbox"/> Granby <input type="checkbox"/> Grand Lake <input type="checkbox"/> Hot Sulphur Springs <input type="checkbox"/> Kremmling <input type="checkbox"/> Winter Park <input type="checkbox"/> Unincorporated	PITKIN COUNTY <input type="checkbox"/> Basalt <input type="checkbox"/> Aspen <input type="checkbox"/> Snowmass Village <input type="checkbox"/> Unincorporated	SUMMIT COUNTY <input type="checkbox"/> Blue River <input type="checkbox"/> Breckenridge <input type="checkbox"/> Dillon <input type="checkbox"/> Frisco <input type="checkbox"/> Montezuma <input type="checkbox"/> Silverthorne <input type="checkbox"/> Unincorporated		

55. Including yourself, how many persons live in your home?

- ☐ 1
☐ 2
☐ 3
☐ 4
☐ 5
☐ 6+

56. How many persons in your home are under 18 years of age?

- ☐ 0
☐ 1
☐ 2
☐ 3
☐ 4
☐ 5+

57. Including yourself, how many members of your household are employed?

- ☐ 0
☐ 1
☐ 2
☐ 3
☐ 4
☐ 5
☐ 6+

58. For the following work related questions, you are Adult #1. If you are married or have another adult living in your household please provide their information under Adult #2

59. What is your employment status?

Adult #1	Adult #2
<input type="radio"/> Part time employed	<input type="radio"/> Part time employed
<input type="radio"/> Full time employed	<input type="radio"/> Full time employed
<input type="radio"/> Retired	<input type="radio"/> Retired
<input type="radio"/> Looking for work	<input type="radio"/> Looking for work
<input type="radio"/> Self employed	<input type="radio"/> Self employed
<input type="radio"/> Work more than one job	<input type="radio"/> Work more than one job
<input type="radio"/> Other	<input type="radio"/> Other

60. If you answered part-time employed, full-time employed, self employed or work more than one job please use the space below to enter the total number of hours per week that you typically work.
Adult #1:

61. If you answered part-time employed, full-time employed, self employed or work more than one job please use the space below to enter the total number of hours per week that you typically work.
Adult #2:

62. If employed, in what industry?

Adult #1	Adult #2
<input type="radio"/> Recreation services e.g. Ski industry	<input type="radio"/> Recreation services e.g. Ski industry
<input type="radio"/> Lodging	<input type="radio"/> Lodging
<input type="radio"/> Food Services & Drinking Places	<input type="radio"/> Food Services & Drinking Places
<input type="radio"/> Real Estate/Property Management	<input type="radio"/> Real Estate/Property Management
<input type="radio"/> Retail Trade	<input type="radio"/> Retail Trade
<input type="radio"/> Construction (including Maintenance)	<input type="radio"/> Construction (including Maintenance)
<input type="radio"/> Professional Services	<input type="radio"/> Professional Services
<input type="radio"/> Personal Services (cleaning, massage, etc.)	<input type="radio"/> Personal Services (cleaning, massage, etc.)
<input type="radio"/> Government	<input type="radio"/> Government
<input type="radio"/> Other	<input type="radio"/> Other

63. If employed, where is your primary job located in relation to your residence?

Adult #1	Adult #2
<input type="radio"/> Work at home	<input type="radio"/> Work at home
<input type="radio"/> Within 5 miles	<input type="radio"/> Within 5 miles
<input type="radio"/> 5-9 miles	<input type="radio"/> 5-9 miles
<input type="radio"/> 10-14 miles	<input type="radio"/> 10-14 miles
<input type="radio"/> 15-19 miles	<input type="radio"/> 15-19 miles
<input type="radio"/> 20-24 miles	<input type="radio"/> 20-24 miles
<input type="radio"/> 25-29 miles	<input type="radio"/> 25-29 miles
<input type="radio"/> 30+ miles	<input type="radio"/> 30+ miles

64. If employed, how do you typically get to work?

Adult #1	Adult #2
<input type="radio"/> Walk	<input type="radio"/> Walk
<input type="radio"/> Bicycle	<input type="radio"/> Bicycle
<input type="radio"/> Private vehicle	<input type="radio"/> Private vehicle
<input type="radio"/> Carpool	<input type="radio"/> Carpool
<input type="radio"/> Bus or other transit	<input type="radio"/> Bus or other transit
<input type="radio"/> Work at home	<input type="radio"/> Work at home
<input type="radio"/> Other:	<input type="radio"/> Other:

65. The following section is for second homeowners only. Are you a second homeowner? (Answer Required!)

- ☐ Yes (Skip to Question 66.)
☐ No (Skip to Question 74.)

66. Do you consider this property primarily:

- ☐ an investment property
☐ a vacation home

67. What is the current use of your second home property? (Please check all that apply)

- ☐ Full term rental
☐ Short term rental
☐ Owner use only
☐ Owner, friends and family use
☐ Corporate use
☐ No use
☐ Other:

68. Which statements most accurately reflect the reason(s) you bought this property? (Please check all that apply)

- ☐ Recreational amenities
☐ Air and water quality
☐ Proximity to ski resort
☐ Friendliness
☐ Intend to retire here
☐ Intend to vacation here for years
☐ More affordable than other mountain resorts
☐ Proximity to friends and/or family
☐ Investment potential
☐ Cultural amenities
☐ Safe place for family
☐ Rental income
☐ Climate
☐ Small town atmosphere
☐ Proximity to Front Range
☐ Proximity to airport
☐ Scenery/surroundings
☐ Other:

69. Where is your primary residence located? (City and State only)

70. Please estimate the total use of your designated residence in days for the past 12 months. Include your visits, and friends and family use. Do not include rental use.

☐ None

☐ 0-7

☐ 8-14

☐ 15-29

☐ 30-59

☐ 60-89

☐ 90-119

☐ 120-299

☐ 300+

☐ Other _____

71. Of the time indicated in the preceding question, please estimate the number of days of use by season.

☐ December - March

☐ April - June

☐ July - August

☐ September - November

72. Do you employ persons to perform any of the following services for this second home? (Please check all that apply.)

☐ Gardeners/Mowers/Landscaping

☐ Snow Removal

☐ Housekeepers

☐ Cooks/Kitchen Help/Caterers

☐ Child Care/Nannies

☐ Caretakers/Butlers

☐ Personal Trainer

☐ Administrative Assistant

☐ Accountant

☐ Other _____

73. Which of the following statements most accurately reflects your intended future use of your residence? (Please check all that apply)

☐ Increase my personal use of the residence/property

☐ Increase use by friends and family

☐ Maintain current use

☐ Decrease current use

☐ Sell the residence/property

☐ Use the residence as a full time rental unit

☐ Use the residence as a part time rental unit

☐ Retire to the area and use as retirement residence

☐ Renovate the residence

☐ Become a full time resident

☐ Other: _____

74. How do you find out about community events and issues? (Please check all that apply.)

☐ Local Newspaper

☐ Internet

☐ Radio

☐ Chamber of Commerce

☐ Visitor Center

☐ Local television station

☐ Post office postings

☐ Public building postings

☐ Word of mouth

☐ Senior Center Newsletter

☐ Other: _____

75. What recreational activities do you participate in while in the area?

☐ Bicycling

☐ Downhill Skiing

☐ Fishing

☐ Golf

☐ Hiking

☐ Ice (hockey or skating)

☐ In-line skating

☐ Kayaking

☐ Mountain Biking

☐ Nordic Skiing

☐ Picnic areas

☐ Playgrounds

☐ Rafting

☐ Sailing/Boating

☐ Snowboarding

☐ Swimming

☐ Tennis

☐ Walking/Jogging

☐ Other _____

76. What is your current assessment of the following characteristics the town or area in which your designated residence is located?

	Very Poor			Very Good		
77. Air quality	<input type="radio"/> 1	<input type="radio"/> 2	<input type="radio"/> 3	<input type="radio"/> 4	<input type="radio"/> 5	
78. Scenic/visual quality	<input type="radio"/> 1	<input type="radio"/> 2	<input type="radio"/> 3	<input type="radio"/> 4	<input type="radio"/> 5	
79. Wildlife habitat	<input type="radio"/> 1	<input type="radio"/> 2	<input type="radio"/> 3	<input type="radio"/> 4	<input type="radio"/> 5	
80. Sense of community	<input type="radio"/> 1	<input type="radio"/> 2	<input type="radio"/> 3	<input type="radio"/> 4	<input type="radio"/> 5	
81. Appearance of town	<input type="radio"/> 1	<input type="radio"/> 2	<input type="radio"/> 3	<input type="radio"/> 4	<input type="radio"/> 5	
82. Local economy	<input type="radio"/> 1	<input type="radio"/> 2	<input type="radio"/> 3	<input type="radio"/> 4	<input type="radio"/> 5	
83. Open space	<input type="radio"/> 1	<input type="radio"/> 2	<input type="radio"/> 3	<input type="radio"/> 4	<input type="radio"/> 5	
84. Arts & culture	<input type="radio"/> 1	<input type="radio"/> 2	<input type="radio"/> 3	<input type="radio"/> 4	<input type="radio"/> 5	
85. Parks and trails	<input type="radio"/> 1	<input type="radio"/> 2	<input type="radio"/> 3	<input type="radio"/> 4	<input type="radio"/> 5	
86. Wildfire mitigation	<input type="radio"/> 1	<input type="radio"/> 2	<input type="radio"/> 3	<input type="radio"/> 4	<input type="radio"/> 5	
87. Shopping opportunities	<input type="radio"/> 1	<input type="radio"/> 2	<input type="radio"/> 3	<input type="radio"/> 4	<input type="radio"/> 5	
88. Public safety	<input type="radio"/> 1	<input type="radio"/> 2	<input type="radio"/> 3	<input type="radio"/> 4	<input type="radio"/> 5	
89. Recreational opportunities	<input type="radio"/> 1	<input type="radio"/> 2	<input type="radio"/> 3	<input type="radio"/> 4	<input type="radio"/> 5	
90. Job opportunities	<input type="radio"/> 1	<input type="radio"/> 2	<input type="radio"/> 3	<input type="radio"/> 4	<input type="radio"/> 5	
91. Affordable housing	<input type="radio"/> 1	<input type="radio"/> 2	<input type="radio"/> 3	<input type="radio"/> 4	<input type="radio"/> 5	
92. Health services	<input type="radio"/> 1	<input type="radio"/> 2	<input type="radio"/> 3	<input type="radio"/> 4	<input type="radio"/> 5	
93. Education (K-12)	<input type="radio"/> 1	<input type="radio"/> 2	<input type="radio"/> 3	<input type="radio"/> 4	<input type="radio"/> 5	
94. Adult education	<input type="radio"/> 1	<input type="radio"/> 2	<input type="radio"/> 3	<input type="radio"/> 4	<input type="radio"/> 5	
95. Water quality/quantity	<input type="radio"/> 1	<input type="radio"/> 2	<input type="radio"/> 3	<input type="radio"/> 4	<input type="radio"/> 5	
96. Traffic	<input type="radio"/> 1	<input type="radio"/> 2	<input type="radio"/> 3	<input type="radio"/> 4	<input type="radio"/> 5	
97. Public transportation	<input type="radio"/> 1	<input type="radio"/> 2	<input type="radio"/> 3	<input type="radio"/> 4	<input type="radio"/> 5	

98. Please use this space to share any suggestions or recommendations you have regarding the community.

99. If you would like to volunteer to answer some possible additional follow-up questions, please enter your e-mail address in the space below. All information will be confidential.

Thank you for filling out the survey! Please return by November 10th in the postage paid envelope supplied.

Transitions in Mountain Communities 2006 Mountain Resort Homeowner Survey

Assessment

	2003					2006				
	Eagle County Resident	Grand County Resident	Pitkin County Resident	Summit County Resident	ALL Resident	Eagle County Resident	Grand County Resident	Pitkin County Resident	Summit County Resident	ALL Resident
	n=160	n=128	n=123	n=120	n=531	n=147	n=146	n=128	n=136	n=557
7 Local economy						63	23	66	59	52
8 Affordable housing	10	9	23	4	11	9	10	25	15	14
9 Recreational opportunities	77	77	89	91	83	85	83	94	93	88
10 Public safety	52	51	73	70	61	71	50	78	75	68
11 Traffic	29	31	27	12	25	37	30	15	39	31
12 Sense of community	46	46	61	44	49	50	49	58	59	54
13 Open space						63	59	80	72	68
14 Public transportation						47	4	65	78	48
15 Wildfire mitigation						43	27	62	40	42
16 Health services	52	23	64	39	45	50	18	55	66	47
17 Job opportunities	28	11	25	22	22	48	17	41	36	35
18 Education (K-12)	45	56	61	40	50	47	43	71	59	54
19 Adult education	28	19	58	26	33	39	7	52	43	35
20 Appearance of town	47	30	70	47	48	55	31	68	66	54
21 Shopping opportunities	13	7	20	46	21	29	11	14	48	26
22 Arts & culture	47	16	79	48	47	47	20	74	48	46
23 Water quality/quantity						67	60	80	81	72
24 Wildlife habitat						70	80	82	74	76
25 Scenic/visual quality						86	87	95	92	90
26 Parks and trails						67	65	88	81	75
27 Air quality						84	94	84	93	89

Numbers reflect the percent of respondents who rated the priority a 4 or 5 on a 5 point scale. (Very Poor to Very Good)

90+	
80 - 89	
70 - 79	

Transitions in Mountain Communities 2006 Mountain Resort Homeowner Survey

Values

	2003						2006					
	Eagle County Resident	Grand County Resident	Pitkin County Resident	Summit County Resident	ALL Resident		Eagle County Resident	Grand County Resident	Pitkin County Resident	Summit County Resident	ALL Resident	
	n=160	n=128	n=123	n=120	n=531		n=147	n=146	n=128	n=136	n=557	
27 Air quality	91%	90%	91%	94%	91%		92%	89%	94%	93%	92%	
23 Water quality/quantity	92%	91%	90%	94%	91%		89%	94%	91%	87%	90%	
25 Scenic/visual quality	90%	85%	92%	92%	90%		85%	88%	87%	88%	87%	
7 Local economy	88%	69%	76%	78%	79%		90%	82%	76%	89%	84%	
10 Public safety							90%	84%	78%	80%	83%	
16 Health services	79%	69%	82%	80%	77%		81%	86%	80%	80%	82%	
24 Wildlife habitat	85%	86%	76%	88%	84%		78%	82%	82%	81%	81%	
12 Sense of community							79%	74%	85%	83%	80%	
26 Parks and trails	79%	65%	83%	85%	78%		80%	74%	84%	81%	80%	
11 Traffic							82%	74%	87%	76%	79%	
20 Appearance of town							77%	74%	84%	82%	79%	
13 Open space							72%	82%	81%	77%	78%	
9 Recreational opportunities	75%	67%	88%	87%	79%		77%	72%	81%	81%	78%	
15 Wildfire mitigation	68%	67%	63%	67%	67%		67%	78%	65%	69%	70%	
18 Education (K-12)	63%	54%	63%	55%	59%		68%	69%	71%	69%	68%	
17 Job opportunities							67%	60%	62%	64%	63%	
8 Affordable housing	50%	33%	48%	29%	41%		67%	57%	66%	60%	62%	
22 Arts & culture	54%	25%	78%	58%	54%		55%	49%	75%	56%	58%	
14 Public transportation	52%	32%	56%	35%	44%		53%	38%	70%	57%	54%	
21 Shopping opportunities							52%	46%	46%	38%	46%	
19 Adult education	43%	25%	46%	44%	40%		36%	35%	44%	48%	40%	

Numbers reflect the percent of respondents who rated the priority a 4 or 5 on a 5 point scale. (Not Important to Very Important)

90+	
80 - 89	
70 - 79	

Transitions in Mountain Communities 2006 Mountain Resort Homeowner Survey

Current use of second home property

	2003					2006				
	Eagle County	Grand County	Pitkin County	Summit County	ALL	Eagle County	Grand County	Pitkin County	Summit County	ALL
	2nd Home n=112	2nd Home n=240	2nd Home n=129	2nd Home n=240	2nd Home n=721	2nd Home n=142	2nd Home n=210	2nd Home n=102	2nd Home n=229	2nd Home n=683
Owner, friends and family use	49	60	44	44	50	60	58	58	59	59
Part time rental	33	21	39	38	32	39	15	34	31	28
Owner use only	22	23	24	19	21	18	32	30	21	25
Full time rental	14	11	12	19	14	12	6	9	8	8
Other	1	1	4	1	2	1	1	4	1	2
Corporate use	0	0	2	1	1	1	1	0	1	1
No use	0	0	0	0	0	1	2	0	0	1

Future use of second home property

	2003					2006				
	Eagle County	Grand County	Pitkin County	Summit County	ALL	Eagle County	Grand County	Pitkin County	Summit County	ALL
	2nd Home n=112	2nd Home n=240	2nd Home n=129	2nd Home n=240	2nd Home n=721	2nd Home n=142	2nd Home n=210	2nd Home n=102	2nd Home n=229	2nd Home n=683
Increase my personal use of the residence/property	45	49	37	52	47	54	59	48	56	55
Maintain current use	42	44	51	40	44	31	31	46	38	36
Increase use by friends and family	26	29	23	30	28	36	35	27	33	33
Use the residence as a part time rental unit	12	13	17	24	17	20	5	10	16	13
Retire to the area and use as retirement residence	17	9	7	13	11	12	20	10	18	16
Renovate the residence	17	13	11	9	11	13	8	7	11	10
Sell the residence/property	8	7	11	10	9	4	13	9	8	9
Use the residence as a full time rental unit	5	6	7	9	7	4	1	3	4	3
Become a full time resident	5	3	2	4	3	4	6	2	10	6
Decrease current use	1	1	0	2	1	1	1	1	1	1
Other	0	1	2	0	1	4	4	2	3	3

Transitions in Mountain Communities

2006 Mountain Resort Homeowner Survey

Why bought second home property

	2003					2006				
	Eagle County 2nd Home <i>n=112</i>	Grand County 2nd Home <i>n=240</i>	Pitkin County 2nd Home <i>n=129</i>	Summit County 2nd Home <i>n=240</i>	ALL 2nd Home <i>n=721</i>	Eagle County 2nd Home <i>n=142</i>	Grand County 2nd Home <i>n=210</i>	Pitkin County 2nd Home <i>n=102</i>	Summit County 2nd Home <i>n=229</i>	ALL 2nd Home <i>n=683</i>
Recreational amenities	84	84	78	85	83	81	80	82	80	81
Proximity to Ski Resort	82	59	77	82	73	78	56	79	79	72
Scenery/Surroundings	67	72	69	76	72	53	74	69	64	66
Intend to vacation here for years	70	64	70	63	66	75	65	77	69	70
Investment potential	47	46	42	57	49	54	42	49	51	50
Small town atmosphere	24	51	39	45	43	26	60	52	52	49
Climate	41	36	46	39	39	43	31	52	38	39
Air and water quality	37	42	34	36	38	22	35	35	30	31
Friendliness	26	33	29	25	29	20	38	30	28	30
Proximity to Front Range	15	38	2	35	27	17	46	3	38	31
Rental Income	19	20	24	33	25	30	14	22	24	22
More affordable than other mtn. resorts	5	41	1	24	22	4	48	2	27	25
Intend to retire here	17	21	16	16	18	16	22	15	21	19
Proximity to friends/family	15	21	9	14	16	17	18	16	18	18
Proximity to airport	10	4	15	13	10	13	5	21	15	12
Cultural amenities						28	2	48	15	18
Safe place for family						33	29	34	27	30
Other	7	9	9	3	7	8	7	8	4	6

Numbers reflect frequency/percentages

80 and above	
60 - 79	
40 - 59	



Best Practices and Potential Practices Identified in 2015 CAST VHR Study

The CAST Vacation Home Rental (VHR) report identifies multiple best practices and potential practices. The Best Practices identified in the VHR study are actions that select CAST members have already taken and might be considered in other jurisdictions.

- Require that license numbers be displayed on all advertising. Helps communities identify non-compliant properties and new listings.
- Better coordination between planning, housing, law enforcement could improve tracking and management process.
- Map VHRs in community. A good management tool.
- Coordinate with other jurisdictions. VHRs exist within and outside city limits. More efficient management of VHRs is achieved when municipal and county staff coordinates management efforts.
- Develop a system that captures data on VHR units that is shared by multiple departments. System could then be replicated by towns and counties.
- Adding and changing regulations will be unique to each community. The CAST VHR study offers multiple regulatory considerations around safety, property management, neighborhood/community character and local housing.
- Establish license requirements, set fees that cover VHR management, and consider compliance strategies (investigation, education, enforcement).
- Consider increased license fees to mitigate work force housing impacts.
- Negotiate tax collection agreements with Airbnb. Individual communities may be too small, but CAST and a broader coalition could have success.
- Coordinate tax collection among collection entities within a geographic area.
- Improve tracking of VHR tax revenues through coordination of licensing/permitting staff and tax collection.
- Determine a lead entity within town to manage VHRs. Could be community development, economic development or a staff specialist.
- Document staff costs of VHR management to enable cost/benefit analysis.
- The study offers many suggestions for managing neighborhood impacts, broken into two categories: Outreach/Education and Nuisance Mitigation.
- Track conversion of employee housing into VHRs.
- Prohibit use of workforce housing as VHRs.
- Engage housing agency/department in VHR licensing and permitting.
- Allocate VHR revenue to workforce housing efforts.
- CAST could have a significant role in implementation of Best Practices, taking on responsibilities for state initiatives in revisions to state statutes on property and sales tax, negotiate agreements with hosting sites and developing efficient tracking systems.
- More cooperation from hosting sites is needed to improve tracking and VHR compliance.

- Optimally, hosting sites would be required to provide needed information to communities upon request. Portland and California have achieved this. CAST communities could lobby for this on a statewide basis. Since taxation is largely controlled by state statute, cooperative initiatives are needed.
- Communities can request they be added to list of cities for which Airbnb provides direct links to their local VHR requirements.

Find the full CAST Vacation Home Rental report at CoSkiTowns.com under Links of Interest.

Short-Term Rental Property Ordinance Matrix-March 2019

Credits: Colorado Association of Ski Towns, CML, City of Fort Collins

City	Primary Residence Allowed	Non-Primary Residence Allowed	Which Taxes Required	Tax Collected: By municipality or listing agency	License Required	Neighbor Notification	Concentration Limit	Zoning Limitations	Fees
Avon	yes	yes	yes	yes	yes, non-transferrable	no	no	Short Term Overlay Districts - primarily town core	Annual Business License fee is \$75
Aurora	yes	no	8% lodging tax	municipality	yes	no	no	yes, accessory to primary residence, no external evidence of business activity	\$39 fee
Basalt	yes	May only be rented on a short-term basis with the primary residence	yes		yes, annually renewable	no	no on single-family, max. of 6 short-term rental allowed in multi-family buildings	no	\$35 annually, plus a \$150 safety inspection charge on initial license
Beaver Creek	no	yes	yes	by BCRC	yes, annual Business License	no	no	no	\$200 annually
Blue River	yes	yes	yes	Municipality	yes, non-transferrable	no	No	no	\$200 first time; \$75 annually
Boulder	yes	no	7.5% lodging tax	AirBnB collects for their listings. Taxes remitted directly to the City by owner/manager in other cases.	yes, non-transferrable	no	no	yes, determine occupancy limits	\$130 first time includes business license; \$105 for 4 year license renewal
Breckenridge	yes	yes	yes	municipality	yes, non-transferrable	no	no	none- unless deed restricted workforce housing, then prohibited	BOLT: \$75 - \$175 annually/Admin Fee: \$25-\$150 annually
Crested Butte	Yes	Yes	4.5% Lodging Sales Tax & 5% Vacation Rental Excise Tax The excise tax collected is used to fund affordable housing projects.	The Property owner or authorized agent is responsible for collecting and remitting taxes through the Town's on-line licensing and sales tax software program.	Vacation Rental License & Town of Crested Butte Business License are both required	Yes, 100ft radius	No. The number of unlimited vacation rental licenses is limited to 30% of the total number of freemarket residential units in town located in the permitted zone districts. Currently 213 unlimited vacation rental licenses can be issued.	Yes. Restricted to permitted zones. Not allowed in deed restricted housing or accessory dwelling units that are required to be long term rentals.	Unlimited Vacation Rental License fee: \$750/year. Primary Residence License fee: \$200/year with a maximum of 60 nights of rental per year
Denver	yes	no	lodging tax: 10.75% occupational privilege tax: \$4/month business personal property tax and/or sales tax if applicable	AirBnB collects for their listings. Taxes remitted directly to the City in other cases.	yes, lodger's tax id license and non-transferrable business license required	no	no	Yes. Allowed wherever residential uses are permitted, but additional limitations apply. See sections 11.7.1, 11.8.10, and 11.12.7.7 of the Denver Zoning Code.	Lodger's Tax License - \$50 biannually Business License application fee - \$25 upon application Business License - \$25 annually

City	Primary Residence Allowed	Non-Primary Residence Allowed	Which Taxes Required	Tax Collected: By municipality or listing agency	License Required	Neighbor Notification	Concentration Limit	Zoning Limitations	Fees
Dillon	Yes	Yes	yes	State collected sales tax but lodging tax remitted to Town	yes, renew annually	no	no	no	\$50 annually
Durango	yes	yes	sales/lodging	AirBnB collects for their listings. Taxes remitted directly to the City by owner/manager in other cases.	yes, non-transferrable	yes, 300 foot radius	yes, by zone including total number and by block face	yes, only allowed in certain zones	\$750 first time and annual business license fees of approx. \$100
Estes Park	no	yes	yes		yes for in town with fee, operating permit for county with no fee	yes	no	no	\$200 base fee plus \$50 per bedroom for properties inside Town limits
Estes Park - outside Town, inside Estes Valley	Same as Town	Same	Same		no; however, an operating permit is required per the land use code (Estes Valley Development Code)	Same	Same	yes, in all residential zones, A-1 Accommodations/Low Intensity and CD - Downtown Commercial	none
Fort Collins	yes	yes	3.85% sales tax 3% lodging tax	municipality	tax license, STR license	no	no	yes, primary only in zones that allow B&Bs up to 6 beds/non-primary only in zones that allow B&B, motels	\$150, annual renewal is \$100
Fraser	yes	yes	sales & lodging	do not self collect	registration	no	no	no	\$150
Frisco	yes	yes	yes	Municipality	yes	no	none	no	\$125 STR License application fee
Georgetown	yes	yes	sales/lodging		yes, non-transferrable	yes	7% per town ward	no	\$500 first time; \$250 renewal
Golden	yes- must be owner occupied to be licensed in residential zones	yes - as "tourist homes" no owner occupancy required	Sales and Use Tax	municipality	yes- \$200 for two years	No	Must meet regular occupancy restrictions- no more than 4 unrelated per unit.	Allowed in all, residential zoning districts must be owner occupied	\$200 for 2 year license, \$25 Sales and Use Tax license and remittance as required
Grand Lake	yes	yes	yes	Listing Agency	yes, renewable annually	yes	no	no	\$600 Annually

City	Primary Residence Allowed	Non-Primary Residence Allowed	Which Taxes Required	Tax Collected: By municipality or listing agency	License Required	Neighbor Notification	Concentration Limit	Zoning Limitations	Fees
Silverthorne	yes	yes	Yes. Annual STR license in addition to requirement to remit sales & lodging tax to the town.	Owners are responsible for collection/remittance of tax except for listings with AirBnb. VCA with Airbnb (effective 11/1/18). Sales & lodging tax due monthly to the Town of Silverthorne (Prior to 1/1/19 had been qtrly. Collection)	Yes, short term rental license issued to property owner. Non-transferable, renews annually on Dec. 1.	Only in case of duplex	No.	No.	Tiered fee: Studio \$100 , 1 BR \$150, 2BR \$200, 3BR \$250 4BR+ \$300
Snowmass Village	Yes	Yes	Yes	AirBnB collects for their listings. Taxes remitted directly to the City in other cases.	yes, non-transferrable	No	No	No	No
Steamboat Springs	yes	yes	Yes (Sales & Lodging)	Municipality	Sales Tax License Required; VHR permit required for single family homes and duplexes in most zone districts	yes for VHR permits	no	no	\$50 Sales Tax Fee (one time); \$500 VHR permit fee, \$75 annual renewal fee
Telluride	yes	yes	yes		yes	no	no	yes, restrictions in residential zone	\$165 base fee plus \$22 per bedroom
Vail	Yes	Yes	Yes sales/lodging	Prop. Owner or representative / booking agency remits taxes	yes Effective 3/1/19 STR Registration required per unit.	Yes, for Duplex neighbor only; proof of notification required	No	No	tiered fee structure-- \$150 per unit for unmanaged properties, \$10 per unit for managed units, \$5 per unit for condotel managed units (24x7 front desk)
Winter Park, CO	yes	yes	yes	Municipality	yes, non-transferrable	no	no	no	Annual business license fee of \$60
Counties									
Eagle County	No county-wide restriction; short-term rentals not allowed in price-capped deed-restricted units	No county wide restriction	If assessors's office is aware a unit is a rental, it is taxed as such		No, counties can not initiate business licenses	No county wide restriction	No county wide restriction	No county wide restriction	none

City	Primary Residence Allowed	Non-Primary Residence Allowed	Which Taxes Required	Tax Collected: By municipality or listing agency	License Required	Neighbor Notification	Concentration Limit	Zoning Limitations	Fees
Summit County	yes	yes	All short term property rentals (less than 30 days) are subject to the sales tax, mass transit and affordable housing tax. A sales tax license is obtained from the State because the State of Colorado Department of Revenue collects these taxes. Personal property tax is also collected by the County Assessor on residential rental furnishings.	Sales tax is collected through the State; Personal property tax on short term rental properties is assessed and collected by the County Assessor's office.	A short-term vacation rental permit is required through the County Planning Department. There are no business licenses in unincorporated Summit County, so the use is regulated through a land use permit. A sales tax license is required through the State of Colorado. A personal property tax declaration form must be submitted to the County Assessor.	Notice is sent to neighbors only in cases where changes are proposed to the exterior of the property or building.	no	Zoning regulations are included in Section 3821 of the Summit County Land Use and Development Code, and include requirements for permitting, responsible agent, health & safety standards, parking, trash, noise, outdoor lighting, pets, signage, advertising, and complaints and enforcement. Not permitted in deed restricted workforce housing units, and in certain PUDs that expressly prohibit the use.	Initial permit - \$150; Annual renewal - \$75 Administrative Conditional Use Permit (CUP) required for higher occupancy and parking requests Initial CUP fee - \$350 (this is the full fee charged; not charged both the STR permit fee and the CUP fee); Annual CUP renewal - \$75 20% discount applied to bulk permit applications of 6 STR permits or more
Out-of-state municipalities									
Park City, UT	yes	yes	COMDEV does not have any enforcement. All applicants need to provide state sales tax number	Owner remits tax to State Tax Commission.	yes, non-transferrable, annual business license	yes, in cases of duplexes or if shared common areas/hallways exist between or within a building Yes, to neighbors within 300 ft.	Yes, 75 sq. ft per bedroom, at least 50sq ft of floor space per occupant (if more than 1)	yes, only allowed in certain zones or with CUP's in certain zones	\$149.00 Admin Fee, \$28.74 per bedroom fee, \$17.00 Yearly renewal admin fee plus \$28.74/bedroom
Jackson, WY	yes	yes	yes	Collected by state and by AirBnB	yes , a permit		no	yes, only allowed within the Lodging Overlay District or the Snow King Resort District	yes, \$100 for each residential short-term unit being permitted
Ketchum, ID	yes	yes	yes	As of Jan '18 tax collected by listing agency and remitted to City	yes, business license	no	no	No, State Legislature pre-empted local control of STR's	no
Moab, UT	no	no	yes	County and Airbnb	Yes, for each property owner	no	no	yes, only allowed in certain commercial zones	Business license fee - \$45 plus \$4 per room

City	Occupancy Requirement	Require a “local responsible party” to take complaints?	Mandatory response time for the responsible party to address the complaint?	Utilize a 24 hour call center for complaints?	Compliance Efforts? (Compliance monitoring company, municipal staff, software, other)	Weblink to STR ordinance/regulations	Number of listings (Approx.)	Other
Avon	none	No	No	No	MuniRevs	http://www.avon.org/str	135	
Aurora	no other than regular building and zoning code	No	No	No	STR Helper	Aurora STR FAQ	300	require license number in online ads, no limit on number of days or amount of premisis used in the activity, however, limit to a singular listing as part of being accessory to primary residence
Basalt	none							Not permitted in employee housing units, Requires local representative
Beaver Creek	no	Yes	30 days	No	We are utilizing Host Compliance to find owners renting on their own who have not paid appropriate tax/assessment		1200	BCRC collects 5.35% Civic Assessment and .0096% Lodging Assessment for all STR
Blue River	none	No	No	No	We utilize Hamari	www.colorado.gov/townofblueriver	148	
Boulder	determined by zoning				1 dedicated FTE compliance officer, Host Compliance software beginning 2019	Boulder STR Code	900 licenses as of 12/31/2018	require license number in online ads, no advertising before obtaining license, must be principle residence, new ordinance to require annual certification being considered by council
Breckenridge	none	Yes	60 minutes	Yes, STR Helper (970)-368-2044	Yes, STR Helper	www.townofbreckenridge.com/shortterm	3781	All properties - Special Conditions of License/BOLT License -Location Card posting requirement/Advertisement Requirements Site safety inspection and on-site parking verification required.
Crested Butte	2 people per bedroom plus an additional 2 people for the unit with a maximum occupancy of 10 people. Occupancy over 10 people requires an additional parking space be provided on site for every four additional people or part thereof.	Yes	1 Hour	No. Complaints can be lodged via phone or email to the Vacation Rental Inspector at Town Hall	Short Term Rental Helper generates a monthly list of non compliant properties based on our list of licensed properties.	https://www.crestedbutte-co.gov/index.asp?SEC=0DA56E89-36E1-4A3A-8001-5F16483DEFCD&Type=B_BASIC	209 unlimited licences. 17 primary residence licenses	
Denver	No maximum number of guests per night. No simultaneous rental to more than one party under separate contracts.	Yes. LRP must be in City and County of Denver during the entire length of the STR period, must have access to the licensed premises, and must be authorized to make decisions regarding the licensed premises.	No	Yes. Complaints may be filed at any time by calling 311; however, response will likely only come during business hours (except for emergency situations	Host Compliance, 1 full-time Compliance Manager, 4 employees who assist with STR compliance matters part time, STR Advisory Committee to guide policy changes	STR Business Licensing Homepage	3773 active listings, 2556 active licenses	

City	Occupancy Requirement	Require a "local responsible party" to take complaints?	Mandatory response time for the responsible party to address the complaint?	Utilize a 24 hour call center for complaints?	Compliance Efforts? (Compliance monitoring company, municipal staff, software, other)	Weblink to STR ordinance/regulations	Number of listings (Approx.)	Other
Dillon	no	yes	no	yes	yes, STR Helper	yes, https://www.townofdillon.com/business-resources/dillon-short-term-rental-str	113	requires license number in ads, must submit parking and trash/recycling plans
Durango	none	Yes		No	Host Compliance, since 2017	http://online.encodeplus.com/regs/durango-co/doc-viewer.aspx#secid-273	93	Staff will be coordinating a public process and going to City Council to propose eliminating vacation rentals as a permitted use in additional zone districts.
Estes Park	2 per bedroom, plus 2 up to 8 total Large vacation home application can be applied for homes larger than 3 bedroom	Yes	30 Minutes - May be changed to 1 hours	Yes	Host Compliance	www.estes.org/businesslicensing	588 residential and 190 commercially zoned. The Town's cap for residential was met in May 2018 and the waiting list is at 37	New regulations were adopted December 2016 and modified in March 2017. Additional modifications are being proposed for 2019.
Estes Park - outside Town, inside Estes Valley	Same							
Fort Collins	no	yes	Yes - 4 hours	no	Host Compliance	https://www.fcgov.com/shorttermrentals/faqs.php	643	parking requirements, owners only - not tenants, fee waiver for accessibility standards, self-certify, unit meets rental habitability standards
Fraser	no	yes	one hour				120	Program implementation late 2017
Frisco	2/BR plus 4, with option to apply for more upon inspection	No, "responsible agent" 24/7 with no local requirement	No	Not yet, but coming summer of 2019	STR Helper	Updated materials should be available by 4/1/19	900	New ordinance passed 1/8/19; New annual STR license term of 5/1-4/30; First STR license issued 5/1/2019
Georgetown	based on sq footage, must be posted	Yes, within Clear Creek County				Georgetown STR Code		
Golden	4 unrelated	Yes, must provide emergency contact local		Yes, through STR Helper Consultant	STR Helper	www.cityofgolden.net/shorttermrentals	100 ish	New regulations adopted in 2018, enforcement in January 2019
Grand Lake	none	yes	15 min	no	STR Helper			

City	Occupancy Requirement	Require a “local responsible party” to take complaints?	Mandatory response time for the responsible party to address the complaint?	Utilize a 24 hour call center for complaints?	Compliance Efforts? (Compliance monitoring company, municipal staff, software, other)	Weblink to STR ordinance/regulations	Number of listings (Approx.)	Other
Silverthorne	Max advertised occupancy =2/Bedroom + 2	Yes	7am -11pm (60 minutes) 11pm -7am (30 minutes)	Yes	Yes. STR Helper	https://www.silverthorne.org/town-services/finance-administrative-services/business-liquor-licenses	100	STR license is required to be posted in online ads. Good Neighbor Guidelines must be posted prominently in rental property. STR license is required to be visibly displayed in rental property (address, license #, property owner name & contact info for responsible agent). STR prohibited in deed restricted & workforce housing units.
Snowmass Village	Yes, under the building code	no	no	no	no		800 units. This does not include hotel rooms	Not permitted in employee housing units without prior approval.
Steamboat Springs	1 per 200 sf; max 16	no	no	no	no	CDC Section 302.E.4 (http://steamboatsprings.net/246/Community-Development-Code)	171 active permits. Approx 2386 listings in area.	We only require a VHR permit for single family and duplex units OUTSIDE of the resort area (RR and G) zone districts. Multiple family units and all units in RR and G are allowed by right.
Telluride	none	no	no	no	yes	https://www.telluride-co.gov/DocumentCenter/View/260/short-term-rental-reqs	547	Restrictions in Residential Zone : no more than 3 rentals per year, w aggregate not to exceed 29 days; implemented in 2011
Vail	Not permitted in employee housing units; more than three validated complaints in one year could cause revocation of registration for 2 years	Yes - Local contact within 60 minute distance required; Evidenced by copy of driver's license	60 min response time unless between 11pm and 7am, then 30 minute response time	Yes, contracted with STR Helper	STR Helper software helps internal staff manage compliance monitoring	https://www.vailgov.com/short-term-rentals	1650	Notorized affidavit required as part of the application for acknowledgement of life safety, noise, trash and parking regulations
Winter Park, CO	none	no	no	no	LodgingRevs	no	349	We require a business license. We have contracted with LodgingRev's that tracks various sites for rentals that have not obtained a business license. The Town does not have other limits or restrictions for short term rentals excluding any regulate zoning restrictions.
Counties								
Eagle County	Eagle County Land use codes state no more than one person per every 300 square feet; this limit is not enforced							No county wide restriction

City	Occupancy Requirement	Require a “local responsible party” to take complaints?	Mandatory response time for the responsible party to address the complaint?	Utilize a 24 hour call center for complaints?	Compliance Efforts? (Compliance monitoring company, municipal staff, software, other)	Weblink to STR ordinance/regulations	Number of listings (Approx.)	Other
Summit County	<p>2 persons per bedroom plus 4 additional occupants, or 1 person per 200 square feet of living area, whichever allows for a greater occupancy.</p> <p>Condominium buildings with interior egress corridors less than 44 inches wide and without a sprinkler system are further limited to 2 persons per bedroom plus 2 additional occupants, or 1 person per 200 square feet of living area, whichever allows for a greater occupancy.</p>	<p>Responsible agent required. Local residency not required for the agent.</p> <p>Responsible agent must be available 24 hours per day, 7 days per week, and must respond to complaints within 1 hour.</p>	yes, required to respond within 1 hour	yes, STR Helper 24-hour call center is utilized in conjunction with the towns in Summit County (Breckenridge, Dillon, Frisco and Silverthorne)	yes, STR Helper	www.SummitCountyCO.gov/STR		<p>County STR regulations were adopted 12/18/18; The permitting system and complaint management system are currently in development with STR Helper.</p> <p>The anticipated implementation timeline is as follows:</p> <p>- Late February / early March 2019: STR permitting system will go live and the County will begin accepting and processing permit applications.</p> <p>- June 1, 2019 - required deadline for STR permit applications to be submitted.</p> <p>- June 30, 2019 - begin enforcement of the new County STR regulations</p>
Out-of-state municipalities								
Park City, UT	Yes, 75 sq. ft per bedroom, at least 50sq ft of floor space per occupant (if more than 1)	yes	must be 1 hour or less away	no, just police dispatch	(Host Compliance)	www.parkcity.org/MunicipalCode	2150	Site visit and safety inspection prior to application
Jackson, WY	Limited to less than one calendar month	no	no	yes	Host Compliance	yes	164	
Ketchum, ID	Max 30 days/guest							no
Moab, UT	no	no	no	no	no	https://moab.municipal.codes/Code/5.67.010		Not permitted in any residential zones. Only permitted in certain commercial zones. Building, fire, health and zoning inspections required for short-term rentals permitted in commercial zones.

To: NWCCOG Council
From: NWCCOG Staff
Date: July 3, 2019
Re: Program Updates

The following are events of note occurring since the May 23, 2019 NWCCOG Council meeting.

Administration/Regional Business – *Jon Stavney, Executive Director*

Top Line Announcement: NWCCOG and our Meet Me Center Host communities won the **Community Project Award** at the Mountain Connect Conference on Tuesday, June 25th! The award is on a Frederick Remington sculpture replica so we are calling this our first “Remmy.”



Also at Mountain Connect, Project THOR was the Lunch Keynote presentation to a packed auditorium at Keystone Resort the following day with Nate Walowitz, Paul Schultz IT Director for the City of Aspen, Evan Biagi from Mammoth Networks, Dan Endries and Joe Krzizike from CIENA who are providing equipment and network design. It was an embarrassment of acclaim at this stage as THOR is being rolled out as we speak. More on this later, but it is clearly a high profile project of great interest across the entire state. THOR is the buzz right now in many circles.

We hired a new Fiscal Assistant since the last meeting. We are very excited to welcome Becky Walter to the team. She has been on-boarding with Mike and AnneMarie who covered for NWCCOG since January. Interestingly Becky came to us after running an office for a local ski manufacturer who has consolidated and is moving to Denver.



Exciting news from Energy Program, Energy Outreach Colorado is funding **an additional outreach admin position** for the program for 2020 because of increased workload in the CARE program and the entrepreneurial manner in which Doug and Nate have been managed the program. We are in our third year as a provider in the CARE program. Good to know they are appreciated. They continue to be asked by their partners at a state level to take on other regions because of their vision and management. At the end of the packet we have enclosed a thank you from Clear Creek County for our vigorous outreach, serving more clients through WAP and CARE. Emily has been coordinating with their affordable housing team. This past week Energy program did their annual 3 day training for staff in CPR, First Aid, OSHA 10 certification and BPI certification.

Since May 23, I have worked with **Dillon Town Council** (June 3rd retreat with Sam Light from CIRSA) and had ongoing conversations with 4 of the eight involved. At the request of Manager Mathew Mendisco, I've scheduled to help the **Hayden Town Council** combine their adopted mission and vision statements for July 11th (this was an exercise I did in Steamboat for their Chamber last year). Earlier this spring Mathew

inquired about Hayden (re)joining NWCCOG in 2020, so in the interest of paying it forward, I will not be charging them for the evening. Hayden left when Routt left COG in the 1990s.

On June 6th I was contacted by Mayor Pro-Tem Kadron of **Grand Lake** who notified me that Jim White's retirement announcement was posted, and requesting that I assist the Trustees in an Interim Town Manager search. I attended the Trustee meeting on June 10th and after providing my input was invited to assist in a rewrite of the Job Description and Vacancy Announcement which they had planned to adopt that night. I worked with help from Tim Gagen and Greg Winker at finding two available "finalists" who could start July 1, and suggested a selection process which they implemented on June 24th after which they offered the Interim Town Manager to one of the finalists. I will continue to assist & advise as requested in the search for a permanent manager.

In visiting with Grand Lake staff, then doing the same in Hot Sulpher Springs and Kremmling, each which have **new clerks** I have proceeded to connect them with senior advisors with clerk experience. We will likely utilize one of the Mini-Grants to help with this.

I have written about some of my other activities in the recent Newsletter, the Vail Symposium program on Dying Well, visit to Grand County BOCC, two CIRSA trainings in two days (First Amendment Audits for Staff and emerging challenges for Law Enforcement) so I will not repeat here.

I am off the week of this packet and returning to work the day before this NWCCOG council meeting.

Economic Development District (EDD) – Rachel Lunney, Director

Planning: Monitoring the region's progress on meeting goals outlined in the CEDS is a key function of the Economic Development District director. Rachel is working on an update to EDD Board of Directors and NWCCOG Council for the August 22nd meeting on CEDS progress thus far (the current CEDS covers 2017-2021). Some goals met thus far include holding two regional economic summits, creating the regional workforce housing report, creating a new and enhanced EDD website, and actively participating in outreach efforts for Census 2020 including monthly e-newsletters, social media posts, and participation in the Summit County Complete Count Committee.

Business Assistance: Rachel met with the new SBDC Director Erin McCuskey for the Northwest region on June 25. The SBDC is now hosted by Eagle County Government, and Erin is an Eagle County employee. Rachel and Erin met to discuss future partnership opportunities between NWCCOG and the SBDC. Erin will be introducing herself and giving an update on new things going on with the SBDC at the August 22 Council/EDD meeting. Rachel continues to create and send out resources bulletins twice per month, open rates average 28%.

Regional Promotion: The new EDD website (www.nwccog.org/edd) is up and running. Rachel continues to add data and information to the website. It serves as a tool for regional promotion, as it includes information highlighting the region's many assets. Rachel continues to send out monthly Success Stories bulletins, average open rates 28%.

Data: June 2019 Quarterly Economic Update developed and sent out June 11 (open rate 29%). Rachel developed a community profile at the request of the Town of Grand Lake for their manager search. Rachel also created community profiles for each of our five counties, posted here: <http://nwccog.org/edd/data-center/county-profiles/>

Regional Collaboration: Rachel met with Mark Hoblitzell, Business Services Coordinator with the Colorado Workforce Center on June 25 to discuss partnership opportunities with the workforce center. Rachel continues to participate in the Summit Prosperity Initiative effort.

Alpine Area Agency on Aging (AAAA) – Erin Fisher, Director
Upcoming Save the Dates

- Summit County Senior Law Day: Frisco September 11
- Roaring Fork Valley Senior Law Day: Basalt October 25

Virtual Dementia Tour: Tina, Amanda & Erin are in the process of being trained to facilitate the Virtual Dementia Tour and should be ready to schedule the tour throughout our region in August.



During a Virtual Dementia Tour experience, trained facilitators guide participants outfitted with patented devices that alter their senses while they try to complete common everyday tasks and exercises. The Tour enables caregivers to experience for themselves the physical and mental challenges those with dementia face, and use the experience to provide better person-centered care.

Updated Colorado Strategic Action Plan on Aging: We encourage you to look through and share the [2018 Action Plan](#) update from the Strategic Action Planning Group on Aging (SAPGA). You will find information and recommendations related to Lifelong Colorado and age-friendly planning, housing issues, the Senior Property Tax Exemption, transportation and mobility, and workforce development.




Work efforts throughout 2019 will focus within the domains of health and wellness with the intent of providing year-end recommendations for the Office of Saving People Money on Health Care and the General Assembly.

2019 Senior Awards Ceremony: Congratulations to our 2019 Seniors of the Year and Friends of the Seniors Award winners!

County	Senior	Friend
Eagle	Dick and Marcia Surette	Tara Haymond
Garfield	Mildred Meeker	Nancy Heiliger
Grand	Mike O'Donnell	Lesley Janusz
Jackson	David Ross	Michaelle Toler
Pitkin	Lynn Russell	Sue Considine
Summit	Helen Gerstein	Peter Pietrewicz
Region 12	John Bade	

2019 Caregiver Conference: This year's caregiver conference was held June 11th at the Glenwood Springs High School. We had 103 attendees and 66 providers – our largest yet! Kim Mooney and Megan Carnarius were the keynote speakers and Angelo Fernandez spoke about effective communication.





Alpine Area Retired and Senior Volunteer Program (RSVP) – *Tina Strang, AAAA Program Specialist*
The RSVP Program brought on HomeCare and Hospice of The Valley as a RSVP station. Quarterly numbers will be provided in August.

State Health Insurance Assistance Program (SHIP)/Senior Medicare Patrol (SMP) – *T.J. Dufresne, Health Insurance Assistance Coordinator*

Work continues with the new volunteer management program we will use to strengthen the volunteer aspect of our program. There will be a continuing learning curve to take advantage of all of the features available. We are most excited about the ability to offer online training and possible linking to our website for beneficiaries. We look forward to enhanced communication with our volunteers.

Our program has solidified a community partnership with the Summit Community Care Clinic to develop effective action plans to partner with organizations throughout our region. We will work to develop target population resources, referral streams, Medicare pre-enrollment resources.

Our Fraud Talks address romance fraud this past month. Yes, it is real and we were able to share one person's personal recent experience in Hilton Head, South Carolina. The discussion prompted others to freely share their experience or their friends' experiences. We are currently working on two fraud cases. The Division of Insurance takes great care to look into each fraud report received. We reminded people to not be afraid to report any suspected fraud and noted that people are very crafty. And, we cannot reduce fraud unless we know about them.

Elevator Inspection Program (EIP) – *David Harris, Director*

Cora Winters retired from the EIP program. We wish her well. Both Sue and Bryanne have the office running as smoothly as ever. We thank Cora for helping the office through a series of very significant transitions, new director, a complete overhaul of the database & notification system and all of the operational systems for the program. Inspectors are very pleased with the new RAV4 fleet and say they finally have no problem having to explain to valets why they are there.

Energy Program - *Nate Speerstra, Energy Program Manager*

This past week staff from both the New Castle Office and Silverthorne Offices performed trainings. Other announcements are above in the Executive Director update.

Northwest All Hazards Emergency Management Region (NWAHEMR) – *Kimberly Cancelosi,*
No program update.

Northwest Loan Fund (NLF) – Anita Cameron, Director

April brought three loan applications, one from Grand County and two from Routt County. Every loan that is recommended includes a business site visit by Anita and by the local Loan Committee member. This process of analysis and site visits can take a month. Two of these were recommended at the May 16 loan committee. The third, withdrew at the last minute because they could not negotiate the lease that they needed.

After approved, there is submission for CDBG approval. Next a checklist of documents needed and documents prepared for loan closing at the business location. After loan closing, there is securing loan documents, perfecting of liens on the collateral and setting up the loan in our loan management software. This series of events can take about a month when there are two loans.

The consortium of Colorado Business Loan Funds is requesting additional State OEDIT funding on June 20th. Two NLF recipients of this OEDIT funding will be featured in the presentation:

- Coulter Lake Guest Ranch -- Rifle -- in the Outdoor Recreation category
- Camber Brewing – Fraser – in the Downtown Revitalization category

The Craig City Manager has formed an Economic Development Committee and has invited Anita to speak to the group, on June 24, about how the NLF can be of assistance.

There are no new applications at this time.

Northwest Region Healthcare Coalition (NWRHCC) – Darcie Bentz, Coalition Coordinators and Jon

This program has been in significant overhaul discussions with the State and is looking like it will reconfigure the region and scope of work going forward. NWCCOG just signed the contract with the State of Colorado to be the fiscal agent this year which began July 1.

Regional Transportation Coordinating Council (RTCC) – Chelsey Voden, Mobility Manager

The Mountain Ride Transportation Resource Call Center (One-Call/One-Click) is continuing to be in demand. Following are the number of one-way trips and associated services by county booked through the Call Center from the first full year of operation, January 2015 through May 31, 2019:

	2015	2016	2017	2018	2019
	Jan- Dec	Jan-Dec	Jan-Dec	Jan-Dec	Jan-May
<u>Trip Count by County</u>	<u>Trips</u>	<u>Trips</u>	<u>Trips</u>	<u>Trips</u>	<u>Trips</u>
Eagle	692	772	1,344	1,969	1,076
Garfield		4	12	8	3
Grand*	1,148	3,697	5,511	4,990	1,393
Jackson	23	68	39	202	0
Park	178	2,299	3,478	3,964	1,500
Pitkin	441	224	827	850	269
Routt	1,895	1,047	1,149	7	0
Summit	723	430	910	1,100	652
Other		5		2	0
Trip by County Total:	5,100	8,546	13,148	13,090	4,893

*all trips including self-drive, taxi, GCCOA NEMT, and OAA.

CDOT released the notice of funding availability for the 5310 2020 Mobility Management grant the last week of March. We submitted for the grant, this year we asked for \$160,000. Of the \$160,000, 20% will be local match from transit agencies that include Eco, Summit Stage, RTFA, The Lift and Steamboat Transit. The grant was completed and submitted May 10 and we should find out what we will be rewarded in late August or September.

So far this summer Mountain Ride Staff has been very busy continuing to get the word out about the services that your program provides. On May 7 Chelsey attended the Pitkin County Input meetings to inform older adults in Pitkin County about our service as well as listen to concerns that they have regarding transportation and ageing well in Pitkin County. Robin attended the opening ceremony for the new VA Hospital in Grand Junction. Many of our clients travel to Grand Junction and it was a great opportunity for her to increase awareness of our program for the case workers and staff at the hospital. On May 22 Robin and Molly attended the Senior Awards Ceremony in Summit County to celebrate all that our seniors do for our community. On May 28 Chelsey met with the Medicaid Benefits Team at the FIRC and educated them on our program. It was a very successful meeting and the team came away with a bunch of information that they were not aware of before. They were excited to pass the information onto families in the area that regularly travel to and from Children's Hospital. June 25 Molly attended the Pitkin County Senior Soiree and on June 28th Chelsey will be attended the Grand County Senior Law Day.

In addition to the Molly and Chelsey have been attended TPR meetings in the region. CDOT is committed to hearing from everyone in the state about how transportation and infrastructure can make their life's better. They are asking people to fill out their survey so that they can get as much information as possible to creating a better Colorado for all. The survey can be found at:
www.yourtransportationplan.com.

Broadband Program – *Nate Walowitz, Regional Broadband Coordinator*

See Executive Director Program Update. Project THOR is being launched right now. First services will be lit in July and on a rolling basis as circuits and equipment arrive and can be brought on line through October.

Water Quality & Quantity Committee (QQ) – *Torie Jarvis, Director* and **Watershed Services & Summit Water Quality Committee (SWQC)** – *Lane Wyatt, Director*

No program update. Review of recent meeting was distributed to the QQ mailing list. If you would like to be added to this list, contact Elaina or Torie directly.



Clear Creek County

MAY 03 2019

POST OFFICE BOX 2000
GEORGETOWN, COLORADO 80444

TELEPHONE: (303) 679-2300

April 30, 2019

Emily Hoskins, Outreach Coordinator
Energy Program: Northwest Colorado Council of Governments (NWCCOG)
P.O. Box 2308
Silverthorne, Co, 80498

Dear Ms. Hoskins,

On behalf of the BoCC, I would like to extend this letter of appreciation to NWCCOG for the service this organization has provided this year. As has been reported to our Management Team, the Energy Program will have successfully improved the quality of existing housing stock by 20 homes this year through the Weatherization Assistance Program and Colorado's Affordable Residential Energy Program (CARE). This program has been promoted by CCC's Human Services and Housing Department and has more than fulfilled expectations.

We look forward to working with you again for the next cycles of WAP and CARE and are very appreciative of your efforts to provide Clear Creek with the generous allotments in each program. Your efforts are in line with our County goals to further promote quality affordable housing. Please let us know if there is any additional assistance our County staff can provide as we look forward to a continuing relationship.

Sincerely,


Keith Montag, County Manager
Clear Creek County Government

cc: Cindy Dicken, Health & Human Services, Clear Creek County
Donna Kline, Health & Human Services, Clear Creek County
Sally Rush, Housing Coordinator, Clear Creek County
Lisa Leben, Special Projects Director, Clear Creek County
Board of County Commissioners, Clear Creek County

FOR IMMEDIATE RELEASE

CONTACT: Jennifer Thompson
Town Clerk, Town of Grand Lake
PHONE: (970) 627-3435

Town of Grand Lake Announces Interim Town Manager Finalists

GRAND LAKE, CO, June 21, 2019 – The Town of Grand Lake Board of Trustees would like to announce that two candidates have been selected to interview for the Interim Town Manager position which will become available July 1, 2019. A brief background on each of the candidates has been provided.

1. Candidate 1: Greg Clifton
2. Candidate 2: Wesley LaVanchy

The Town of Grand Lake has been working with the Northwest Council of Governments and the Colorado Department of Local Affairs to qualify candidates for this position.

Interviews will be held on Monday June 24, 2019 at 5:00pm at Town Hall in the board room. The Town Board will act as the interview committee. A public meet & greet will be held at 4:30pm. A public question and answer will be available after the interviews. Members of the public are asked to have no more than one prepared question should they wish to participate in the question and answer. Questions must be submitted in writing to the clerk prior to the public Q&A period. Question forms will be available. The clerk will read the name of the person asking the question and the question to the candidates. Questions must be of an appropriate nature for a public meeting. All questions may not be addressed due to time constraints. Members of the public may attend the interviews but will be limited in comment to the Q&A period.

Interim Town Manager Interview Schedule:

- 4:00-4:30pm Candidate Meet & Greet
- 4:30-5:00pm Interview Candidate A
- 5:00-5:30pm Interview Candidate B
- 5:30-5:45pm Brief Candidate Statements
- 5:45-6:30pm Public Q&A
- 6:30pm-7:00pm Executive Session to discuss personnel matters
- 7:00pm-7:30pm Break
- 7:30pm Regular meeting of the Board of Trustees

###



BLM Resource Advisory Councils

Partners Across The West

Northwest Colorado Resource Advisory Council Meeting

June 13, 2019

Kremmling, Colorado

AGENDA

8 a.m. – Housekeeping

8:05 a.m. – Introductions – Mike Pritchard /Andrew Archuleta

8:10 a.m. – Upper Colorado River Recreation Area Management Plan proposal – Maribeth Pecotte

8:45 a.m. – Recreation Enhancement Act and RAC roles and responsibilities – David Boyd

9:15 a.m. – Colorado River Valley Campground fee proposal overview -- Miles Gurtler

10 a.m. – Public comment period

10:15 a.m. – Break

10:30 a.m. – Discussion/vote whether to approve/approve with modifications/not approve CRV campground fee proposal

11 a.m. – District and Field Manager updates

Noon – Lunch

1:15 p.m. – Follow-up from last meeting

- Draft resolution – Canyon Pintado site names
- Draft resolution – BLM Land Tenure and county land-use plans

2 p.m. – Public comment period

2:15 p.m. – Further discussion, potential vote on resolutions

2:50 p.m. Next meeting agenda items

3 p.m. Adjourn

FOR IMMEDIATE RELEASE

CONTACT: Jim Peterson
Mayor, Town of Grand Lake
PHONE: (970) 627-3435

Town of Grand Lake Announces the Retirement of Town Manager White

GRAND LAKE, CO, June 7, 2019 – The Town of Grand Lake Board of Trustees would like to announce that Town Manager Jim White will be retiring on June 28, 2019. The Board and Mr. White reached an amicable decision to allow his early retirement from the position he has held since January 15, 2015. Jim and his wife Amy will continue to live in Grand Lake where they will remain involved in their community volunteerism and love of the area.

Some of the notable accomplishments the town has achieved during Jim's time at the helm include:

- Securing a \$4.3million dollar sales tax bond for streetscape and infrastructure improvements.
- Receiving grants of \$500,000 and \$750,000 to augment streetscape project construction.
- Creating the Grand Lake Center, a community-based recreation, art and community center in the former town Elementary School.
- Developing the partnership with Middle Park Medical Center to bring the Grand Lake Health Clinic to the Grand Lake Center, slated to open June 18, 2019.
- Reconstructing the West Portal Bridge in conjunction with Colorado Department of Transportation. Securing the additional \$900,000 needed to allow for current construction costs.
- Retrofitting public lighting to be energy efficient dark sky LED downlit streetlamps to preserve the town's notable night sky.
- Improvements at the Headwaters Marina, including marina repairs and an increased fleet of rental craft
- Replacing the Town's managed East Inlet public boat launch docks.

In recognition of Jim's service and retirement, the Town will host a retirement party to be held at the Community House in Town Square Park from 4:30pm to 7:00pm on Friday June 28, 2019. The public is invited to attend.

###



Overview of Colorado Supreme Court TABOR Repeal Ruling

Monday's [Supreme Court ruling](#) gives Colorado voters a powerful tool to help build and maintain great communities all across the state by allowing them to repeal TABOR with a single statewide vote.

For some, this might seem not seem like news. After all, it's common sense that voters should be able to take something out of the constitution with one vote what they put in with one vote. But conventional wisdom, based on legal interpretations of various court rulings and existing laws, said otherwise.

Background

In 1992, voters added Article X Section 20 (TABOR) to the Colorado Constitution. In 1994, voters added Article V section 1(5.5) (single subject rule) that requires "every constitutional amendment or law proposed by initiative be limited to a single subject, which shall be clearly expressed in its title." Proponents of the single subject rule argued that it was needed to keep misleading measures covering multiple topics off the ballot. TABOR was often cited as an example of the kind of measure that contained multiple subjects and would be prohibited if the measure was adopted.

In 1996, the Colorado Supreme Court upheld a decision of the Title Board not to set a title for a measure that repealed Art X sec 20 and reenacted a portion of its provisions. The court in that case (In re Proposed Initiative 1996-4 916 P.2d), stated that "if, for example, a constitutional provision contains multiple subjects and an initiative proposes to repeal the entire underlying provision, then the initiative contains multiple subjects." This sentence was repeated in multiple Supreme Court decisions since 1996 and, for many years, was considered a statement of definitive law.

What this opinion says

It rejects the assumption that an initiative contains multiple subjects just because it repeals a constitutional provision that contains more than one subject. This means, contrary to prior speculation, TABOR can be repealed by voters approving a single measure.

The Court, in "In re Ballot Title #3" (the name of Monday's ruling), was clear that its decision did not change the law on what constitutes a single subject for a ballot measure. The opinion reiterated that in order to be a single subject, an initiative's subject matter "must be necessarily and property connected rather than disconnected or incongruous..." and that the single subject requirement has the purpose of preventing surreptitious measures and apprise the people of the subject of the measure by the title." Further, the Court stated that this ruling does not mean that repeal measures have a different standard for single subject. Each measure, whether a repeal of a section or an addition of a constitutional provision, must meet the single subject test they outlined.

Why this is a big deal

Since 1996, it has been assumed that the only way to repeal TABOR was through multiple ballot measures. That assumption has provided comfort to TABOR proponents as they felt it would be too expensive and too complicated for opponents to mount a successful campaign within those constraints. As of June 17, that source of comfort has been replaced with the possibility that TABOR could be undone in the same way it was enacted: by a single initiative.

What this opinion does not do

This opinion does not start a campaign for a TABOR repeal. It does not even set a title for a repeal measure. The Title Board will do that on July 17.

What this opinion does do

This opinion provides voters with an additional option to address the challenges presented by TABOR. With this ruling, Coloradans who are thinking about ways to improve public investments in valuable public services can now add a complete repeal of TABOR to their toolbox.

June 19, 2019

The Honorable Jared Polis
Governor
State of Colorado
136 State Capitol Building
Denver, Colorado 80203

Dear Governor Polis:

The undersigned organizations urge your support for increasing the state's investment in the protection and advocacy for Colorado's older adults in long term care programs. **Specifically, we request you include an increase of \$1.2 million in state funding for older adult ombudsman programs in your fiscal year 2020-21 budget request.**

While Colorado's sixteen Area Agencies on Aging (AAAs) located throughout the state continually face growing demands for services for Colorado's fast-growing older population, the AAAs also have been experiencing particularly severe pressures on their Long-Term Care (LTC) and PACE Ombudsman programs. Under the federal Older Americans Act, the state Older Coloradans Act (Title 26 Article -204, C.R.S.), and the Colorado Long Term Care Ombudsman Act (Title 26, Article 11.5, C.R.S.), the AAAs are required to make sure the rights of nursing home and assisted living facility residents and participants in PACE are being respected and met. These are some of the most frail and vulnerable people in the state and the ombudsmen are the only ones in the system who are independent, third-party advocates for their rights.

By ensuring the quality of care in LTC and PACE and improving transparency and accountability, these Ombudsman programs also provide a valuable service to the state in protecting its billion dollar plus investment in LTC and PACE programs.

In FY 2017-18, statewide, the LTC Ombudsman program was responsible for assuring the rights and quality of care in 896 total facilities, a total of 44, 747 beds. Statewide, there were 232 nursing homes (21,489 beds) and 664 assisted living residences (23,258 beds), local ombudsman made 8,879 visits and engaged in 6,538 consultations with the property and 10,434 consultations with families/residents.

In the Denver region (eight metro counties) alone, DRCOG serves thousands of residents living in more than 400 facilities (approximately 46 percent of the state). DRCOG completed 54.4% of all cases, 55% of all complaints, 61.8% of all visits, and 56% of all consultations compared to the rest of the state. Over the last five years, for DRCOG the number of closed cases has increased by 17%; the number of nursing homes has increased by 14%; and the number of assisted living residences has increased by 20%.

The State PACE Ombudsman Program, which is part of the Colorado Long-Term Care Ombudsman Program, was established by the General Assembly in 2016. The program

serves vulnerable adults 55 and older who live in their community of choice, which includes their own homes, assisted living residences or nursing homes. PACE ombudsmen provide free independent advocacy to help elders and their families navigate the service delivery system within the PACE Program, including: access to services, such as appointments with doctors and specialists; transitions of care; denial of services; grievance and appeals; and timeliness of service delivery.

Over the past two years, the PACE Ombudsman Program has collected and presented statewide complaint data across the four PACE organizations/10 centers in six regions of Colorado. Data collected from participants informs future focus areas for the program. The top concerns expressed by people enrolled in PACE include timeliness in response to requests for symptoms to be addressed, autonomy and choice within the program, being treated with dignity and respect, and being included in the ongoing care planning process. During the last fiscal year, the PACE Ombudsman Program worked on 300 cases, completed 165 visits to PACE centers or people's homes, and provided outreach to 1,030 people.

Given the growth illustrated above, it is increasingly challenging for the ombudsman programs throughout the state to maintain the level of service these hardworking patient advocates seek to provide. And it is expected to continue. Each AAA's share of the requested increase can provide for important resources and staffing to continue to meet these mandated services. The need for ombudsmen services is particularly acute among the many other challenges AAAs face to keep up with demand for services such as transportation, nutrition, affordable housing, caregiver support and mental health.

We recognize the challenges you face in preparing your state budget request, sorting through the many requests you receive. We hope you will see fit to fund our request for these essential programs and services for Colorado's vulnerable older adults and their families. We look forward to working with you and your staff on this funding request.

Sincerely,

Mary Anne Harvey
Executive Director
Disability Law Center

Douglas W. Rex
Executive Director
Denver Regional Council of Governments

Lynda Meyer, AAA Director, Larimer County
Chair, Colorado Association of Area Agencies on Aging

C: Dianne Primavera, Lieutenant Governor

Wade Buchanan, Policy Director
Janice Blanchard, Senior Policy Advisor on Aging
Elisabeth Arenales, Policy Director, Health and Human Services
Lauren Larson, Director, Office of State Planning and Budgeting
David Oppenheim, Legislative Director
Kachina Weaver, Deputy Legislative Director