

**NORTHWEST COLORADO COUNCIL OF GOVERNMENTS**

**FINANCIAL STATEMENTS**

**YEAR ENDED DECEMBER 31, 2020**

**NORTHWEST COLORADO COUNCIL OF GOVERNMENTS  
TABLE OF CONTENTS  
YEAR ENDED DECEMBER 31, 2020**

<b>INDEPENDENT AUDITORS' REPORT</b>	<b>1</b>
<b>MANAGEMENT'S DISCUSSION AND ANALYSIS</b>	<b>4</b>
<b>BASIC FINANCIAL STATEMENTS</b>	
<b>STATEMENT OF NET POSITION</b>	<b>11</b>
<b>STATEMENT OF ACTIVITIES</b>	<b>12</b>
<b>BALANCE SHEET - GOVERNMENTAL FUNDS</b>	<b>13</b>
<b>RECONCILIATION OF THE GOVERNMENTAL FUNDS BALANCE SHEET     TO THE STATEMENT OF NET POSITION</b>	<b>14</b>
<b>STATEMENT OF REVENUES, EXPENDITURES AND CHANGES IN FUND     BALANCES - GOVERNMENTAL FUNDS</b>	<b>15</b>
<b>RECONCILIATION OF THE STATEMENT OF REVENUES, EXPENDITURES AND     CHANGES IN FUND BALANCES OF GOVERNMENTAL FUNDS TO THE STATEMENT     OF ACTIVITIES</b>	<b>16</b>
<b>NOTES TO THE FINANCIAL STATEMENTS</b>	<b>17</b>
<b>REQUIRED SUPPLEMENTARY INFORMATION</b>	
<b>SCHEDULE OF REVENUES, EXPENDITURES AND CHANGES IN FUND BALANCE -     BUDGET AND ACTUAL - GENERAL FUND</b>	<b>30</b>
<b>SCHEDULE OF REVENUES, EXPENDITURES AND CHANGES IN FUND BALANCE -     BUDGET AND ACTUAL NORTHWEST LOAN FUND</b>	<b>33</b>
<b>SCHEDULE OF REVENUES, EXPENDITURES AND CHANGES IN FUND BALANCE -     BUDGET AND ACTUAL NWCCOG FOUNDATION FUND</b>	<b>35</b>
<b>NOTES TO THE REQUIRED SUPPLEMENTARY INFORMATION</b>	<b>36</b>
<b>SUPPLEMENTARY INFORMATION</b>	
<b>SCHEDULES OF REVENUES, EXPENDITURES AND CHANGES IN FUND BALANCE -     GOVERNMENTAL FUND - GENERAL FUND - REGIONAL BUSINESS</b>	<b>37</b>
<b>SCHEDULES OF REVENUES, EXPENDITURES AND CHANGES IN FUND BALANCE -     GOVERNMENTAL FUND - GENERAL FUND - ALPINE AREA AGENCY ON AGING (AAAA)</b>	<b>38</b>
<b>SCHEDULES OF REVENUES, EXPENDITURES AND CHANGES IN FUND BALANCE -     GOVERNMENTAL FUND - GENERAL FUND - CONNECT FOR HEALTH COLORADO -     NW REGION HUB</b>	<b>39</b>
<b>SCHEDULES OF REVENUES, EXPENDITURES AND CHANGES IN FUND BALANCE -     GOVERNMENTAL FUND - GENERAL FUND - ECONOMIC DEVELOPMENT DISTRICT</b>	<b>40</b>
<b>SCHEDULES OF REVENUES, EXPENDITURES AND CHANGES IN FUND BALANCE -     GOVERNMENTAL FUND - GENERAL FUND - ELEVATOR INSPECTION PROGRAM</b>	<b>41</b>

**NORTHWEST COLORADO COUNCIL OF GOVERNMENTS  
TABLE OF CONTENTS  
YEAR ENDED DECEMBER 31, 2020**

<b>SCHEDULES OF REVENUES, EXPENDITURES AND CHANGES IN FUND BALANCE - GOVERNMENTAL FUND - GENERAL FUND - ENERGY MANAGEMENT</b>	<b>42</b>
<b>SCHEDULES OF REVENUES, EXPENDITURES AND CHANGES IN FUND BALANCE - GOVERNMENTAL FUND - GENERAL FUND - REGIONAL TRANSPORTATION COORDINATING COUNCIL</b>	<b>43</b>
<b>SCHEDULES OF REVENUES, EXPENDITURES AND CHANGES IN FUND BALANCE - GOVERNMENTAL FUND - GENERAL FUND - WATERSHED SERVICES</b>	<b>44</b>
<b>SCHEDULES OF REVENUES, EXPENDITURES AND CHANGES IN FUND BALANCE - GOVERNMENTAL FUND - GENERAL FUND - EMERGENCY MANAGEMENT</b>	<b>45</b>
<b>SCHEDULES OF REVENUES, EXPENDITURES AND CHANGES IN FUND BALANCE - GOVERNMENTAL FUND - GENERAL FUND - PROJECT THOR</b>	<b>46</b>
<b>SCHEDULES OF REVENUES, EXPENDITURES AND CHANGES IN FUND BALANCE - GOVERNMENTAL FUND - GENERAL FUND - SUMMIT COUNTY WATER QUALITY</b>	<b>47</b>
<b>SCHEDULES OF REVENUES, EXPENDITURES AND CHANGES IN FUND BALANCE - GOVERNMENTAL FUND - GENERAL FUND - WATER QUALITY / QUANTITY</b>	<b>48</b>
<b>SCHEDULES OF REVENUES, EXPENDITURES AND CHANGES IN FUND BALANCE - GOVERNMENTAL FUND - GENERAL FUND - BROADBAND</b>	<b>49</b>
<b>SCHEDULES OF REVENUES, EXPENDITURES AND CHANGES IN FUND BALANCE - GOVERNMENTAL FUND - GENERAL FUND - OFFICE CONDO (249 WARREN AVENUE)</b>	<b>50</b>
<b>SCHEDULES OF REVENUES, EXPENDITURES AND CHANGES IN FUND BALANCE - GOVERNMENTAL FUND - GENERAL FUND - MOTOR POOL</b>	<b>51</b>
<b>SCHEDULES OF REVENUES, EXPENDITURES AND CHANGES IN FUND BALANCE - GOVERNMENTAL FUND - GENERAL FUND - INDIRECT</b>	<b>52</b>
<b>COMPLIANCE</b>	
<b>SINGLE AUDIT</b>	
<b>INDEPENDENT AUDITOR'S REPORT ON INTERNAL CONTROL OVER FINANCIAL REPORTING AND ON COMPLIANCE AND OTHER MATTERS BASED ON AN AUDIT OF FINANCIAL STATEMENTS PERFORMED IN ACCORDANCE WITH GOVERNMENT AUDITING STANDARDS</b>	<b>53</b>
<b>INDEPENDENT AUDITORS' REPORT ON COMPLIANCE FOR EACH MAJOR FEDERAL PROGRAM, REPORT ON INTERNAL CONTROL OVER COMPLIANCE REQUIRED BY THE UNIFORM GUIDANCE</b>	<b>55</b>
<b>SCHEDULE OF EXPENDITURES OF FEDERAL AWARDS</b>	<b>57</b>
<b>NOTES TO SCHEDULE OF EXPENDITURES OF FEDERAL AWARDS</b>	<b>58</b>
<b>SCHEDULE OF FINDINGS AND QUESTIONED COSTS</b>	<b>60</b>
<b>SUMMARY SCHEDULE OF PRIOR AUDIT FINDINGS</b>	<b>61</b>



## INDEPENDENT AUDITORS' REPORT

Board of Directors  
Northwest Colorado Council of Governments  
Silverthorne, Colorado

### **Report on the Financial Statements**

We have audited the accompanying financial statements of the governmental activities and each major fund of the Northwest Colorado Council of Governments, as of and for the year ended December 31, 2020, and the related notes to the financial statements, which collectively comprise the entity's basic financial statements as listed in the table of contents.

### ***Management's Responsibility for the Financial Statements***

Management is responsible for the preparation and fair presentation of these financial statements in accordance with accounting principles generally accepted in the United States of America; this includes the design, implementation, and maintenance of internal control relevant to the preparation and fair presentation of financial statements that are free from material misstatement, whether due to fraud or error.

### ***Auditors' Responsibility***

Our responsibility is to express opinions on these financial statements based on our audit. We conducted our audit in accordance with auditing standards generally accepted in the United States of America and the standards applicable to financial audits contained in *Government Auditing Standards*, issued by the Comptroller General of the United States. Those standards require that we plan and perform the audit to obtain reasonable assurance about whether the financial statements are free from material misstatement.

An audit involves performing procedures to obtain audit evidence about the amounts and disclosures in the financial statements. The procedures selected depend on the auditors' judgment, including the assessment of the risks of material misstatement of the financial statements, whether due to fraud or error. In making those risk assessments, the auditor considers internal control relevant to the entity's preparation and fair presentation of the financial statements in order to design audit procedures that are appropriate in the circumstances, but not for the purpose of expressing an opinion on the effectiveness of the entity's internal control. Accordingly, we express no such opinion. An audit also includes evaluating the appropriateness of accounting policies used and the reasonableness of significant accounting estimates made by management, as well as evaluating the overall presentation of the financial statements.

We believe that the audit evidence we have obtained is sufficient and appropriate to provide a basis for our audit opinions.

***Opinions***

In our opinion, the financial statements referred to above present fairly, in all material respects, the respective financial position of the governmental activities and each major fund of the Northwest Colorado Council of Governments as of December 31, 2020, and the respective changes in financial position for the year then ended in accordance with accounting principles generally accepted in the United States of America.

***Other Matters***

***Required Supplementary Information***

Accounting principles generally accepted in the United States of America require that the management's discussion and analysis and budgetary comparison information as listed in the table of contents be presented to supplement the basic financial statements. Such information, although not a part of the basic financial statements, is required by the Governmental Accounting Standards Board who considers it to be an essential part of financial reporting for placing the basic financial statements in an appropriate operational, economic, or historical context. We have applied certain limited procedures to the required supplementary information in accordance with auditing standards generally accepted in the United States of America, which consisted of inquiries of management about the methods of preparing the information and comparing the information for consistency with management's responses to our inquiries, the basic financial statements, and other knowledge we obtained during our audit of the basic financial statements. We do not express an opinion or provide any assurance on the information because the limited procedures do not provide us with sufficient evidence to express an opinion or provide any assurance.

***Other Information***

Our audit was conducted for the purpose of forming opinions on the financial statements that collectively comprise the Northwest Colorado Council of Government's basic financial statements. The schedule of expenditures of federal awards and the schedules of revenues, expenditures and changes in fund balance – budget and actual – general fund (by program) are presented for purposes of additional analysis and are not a required part of the basic financial statements.

The schedule of expenditures of federal awards and the schedules of revenues, expenditures and changes in fund balance – budget and actual – general fund (by program) are the responsibility of management and were derived from and relate directly to the underlying accounting and other records used to prepare the basic financial statements. Such information has been subjected to the auditing procedures applied in the audit of the basic financial statements and certain additional procedures, including comparing and reconciling such information directly to the underlying accounting and other records used to prepare the basic financial statements or to the basic financial statements themselves, and other additional procedures in accordance with auditing standards generally accepted in the United States of America. In our opinion, the schedule of expenditures of federal awards and the schedules of revenues, expenditures and changes in fund balance – budget and actual – general fund (by program) are fairly stated, in all material respects, in relation to the basic financial statements as a whole.

**Other Reporting Required by *Government Auditing Standards***

In accordance with *Government Auditing Standards*, we have also issued our report dated June 15, 2021, on our consideration of the Northwest Colorado Council of Government's internal control over financial reporting and on our tests of its compliance with certain provisions of laws, regulations, contracts, and grant agreements and other matters. The purpose of that report is solely to describe the scope of our testing of internal control over financial reporting and compliance and the result of that testing, and not to provide an opinion on the effectiveness of Northwest Colorado Council of Governments' internal control over financial reporting or on compliance. That report is an integral part of an audit performed in accordance with *Government Auditing Standards* in considering Northwest Colorado Council of Government's internal control over financial reporting and compliance.



**CliftonLarsonAllen LLP**

Greenwood Village, Colorado  
June 15, 2021

**NORTHWEST COLORADO COUNCIL OF GOVERNMENTS  
MANAGEMENT'S DISCUSSION AND ANALYSIS  
DECEMBER 31, 2020**

As management of the Northwest Colorado Council of Governments (the Council), Silverthorne, Colorado, we offer readers of the Council's basic financial statements this narrative overview and analysis of the financial activities of the Council for the fiscal year ended December 31, 2020.

**Financial Highlights**

- The assets of the Council exceeded its liabilities at the close of 2020 by \$5,153,438. Of this total, \$4,660,791, or 90.4%, is unrestricted and may be used to meet the Council's obligations to the public and creditors.
- The Council's total net position increased \$271,286.
- The total cost of the Council's programs increased \$3,129,878 or 29.0%, compared to 2019.
- Total revenues increased \$2,695,334 or 24.4%, compared to 2019.
- The General Fund reported a fund balance of \$1,823,550 as of December 31, 2020, an increase of \$19,321. Approximately 62% of the General Fund balance is assigned.

**Overview of the Financial Statements**

This discussion and analysis is intended to serve as an introduction to the Council's basic financial statements. The Council's basic financial statements comprise three components: 1) government-wide financial statements, 2) fund financial statements, and 3) notes to the financial statements. This report also contains the schedule of expenditures of federal awards and schedules of revenues, expenditures and changes in fund balance for each program of the Council in addition to the basic financial statements themselves.

**Government-wide Financial Statements**

The *government-wide financial statements* are designed to provide readers with a broad overview of the Council's finances, in a manner similar to a private-sector business. The government-wide financial statements include the statement of net position and the statement of activities.

The *statement of net position* presents information on all of the Council's assets and liabilities, with the difference between the two reported as *net position*. Over time, increases or decreases in net position may serve as a useful indicator of whether the financial position of the Council is improving or deteriorating.

The *statement of activities* presents information showing how the Council's net position changed during the most recent fiscal year. All changes in net position are reported as soon as the underlying event giving rise to the change occurs, *regardless of the timing of related cash flows*.

Thus, revenues and expenses are reported in this statement for some items that will only result in cash flows in future fiscal periods (e.g., unused compensated absences).

**Fund Financial Statements**

A *fund* is a grouping of related accounts that is used to maintain control over resources that have been segregated for specific activities or objectives. The Council uses fund accounting to ensure and demonstrate compliance with finance-related legal requirements.

**NORTHWEST COLORADO COUNCIL OF GOVERNMENTS  
MANAGEMENT'S DISCUSSION AND ANALYSIS  
DECEMBER 31, 2020**

**Governmental Funds.** *Governmental funds* are used to account for essentially the same functions as *governmental activities* in the government-wide financial statements. However, unlike the government-wide financial statements, governmental fund financial statements focus on *near-term inflows and outflows of spendable resources*, as well as on *balances of spendable resources* available at the end of the year. Such information may be useful in evaluating a government's near-term financing requirements.

Because the focus of governmental funds is narrower than that of the government-wide financial statements, it is useful to compare the information presented for *governmental funds* with similar information presented for *governmental activities* in the government-wide financial statements. By doing so, readers may better understand the long-term impact of the government's near-term financing decisions. Both the governmental fund balance sheet and the governmental fund statement of revenues, expenditures, and changes in fund balances provide a reconciliation to facilitate this comparison between *governmental funds* and *governmental activities*.

The Council maintains three governmental funds. Information is presented separately in the governmental funds balance sheet and in the governmental funds statement of revenues, expenditures and changes in fund balances for the General Fund, the Northwest Loan Fund and the Northwest Colorado Council of Governments (NWCCOG) Foundation, which are considered to be major funds.

The Council adopts annual appropriated budgets for all of its Funds. Budgetary comparison schedules have been provided for the major funds to demonstrate compliance with the budget.

**Notes to the Financial Statements.** The notes to the basic financial statements provide additional information that is essential to a full understanding of the data provided in the government-wide and fund financial statements.

**Required Supplementary Information.** In addition to the basic financial statements and accompanying notes, this report also presents certain required supplementary information (RSI) concerning the Council. The Council adopts an annual appropriated budget for all funds. A budgetary comparison schedule has been provided for the General Fund, the Northwest Loan Fund and the Northwest Colorado Council of Governments Foundation Fund.

**Supplementary information.** In addition to the basic financial statements and accompanying notes, this report also presents certain reports required by the Uniform Grant Guidance in accordance with 2 CFR 200.516(a) as well as the schedules of revenues, expenditures and changes in fund balance for each program administered by the Council.

## **Government-wide Financial Analysis**

### **Analysis of Net Position**

As noted earlier, net position may serve over time as a useful indicator of a government's financial position. The analysis below focuses on the net position and changes in net position of the Council's governmental activities. At the end of the current fiscal year, the Council is able to report positive balances in all categories of net position for each major fund.



**NORTHWEST COLORADO COUNCIL OF GOVERNMENTS  
MANAGEMENT'S DISCUSSION AND ANALYSIS  
DECEMBER 31, 2020**

Table 1 presents an analysis of the Council's net position as of December 31, 2020. The Council's assets exceeded liabilities by \$5,446,578 at the close of 2020. Total net position increased by \$564,426 in 2020. The increase is comprised of the following:

- Total assets increased from \$6,113,804 to \$6,730,514 mainly due to an increase in accounts and loans receivable.
- Total liabilities decreased from \$1,231,652 to \$1,186,057.

**Table 1**  
**Northwest Colorado Council of Governments**  
**Summary of Net Position**

	<u>Governmental Activities</u>	
	<u>2020</u>	<u>2019</u>
<b>Assets</b>		
Current and Other Assets	\$ 6,094,679	\$ 5,562,293
Capital Assets	635,835	551,511
Total Assets	<u>6,730,514</u>	<u>6,113,804</u>
<b>Liabilities</b>		
Current Liabilities	1,116,382	752,222
Long-Term Liabilities	460,694	479,430
Total Liabilities	<u>1,577,076</u>	<u>1,231,652</u>
<b>Net Position</b>		
Net Investment in Capital Assets	156,406	54,102
Restricted	336,241	42,835
Unrestricted	4,660,791	4,785,215
Total Net Position	<u>\$ 5,153,438</u>	<u>\$ 4,882,152</u>

The largest portion of the Council's net position amounting to \$4,660,791, or 90.4% is unrestricted and may be used to meet its obligations to the public and creditors.

**Analysis of Changes in Net Position**

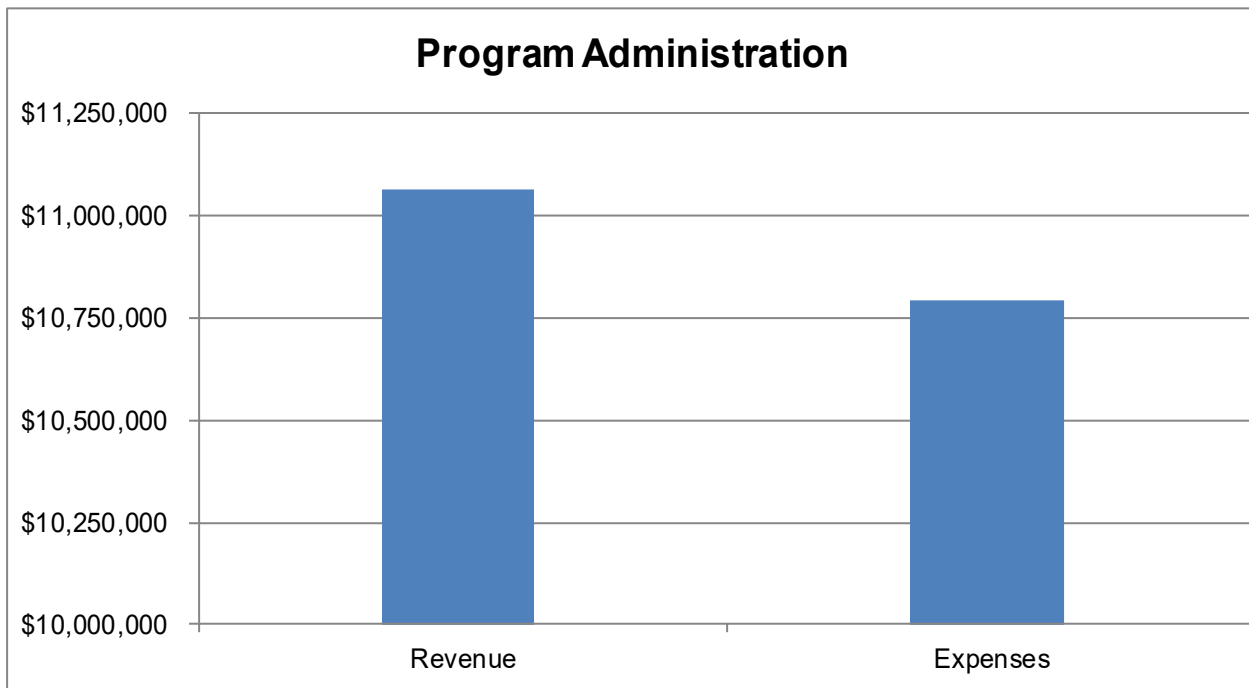
As presented in Table 2, the Council's overall net position increased \$271,286 compared to an increase of \$704,676 during 2019. Governmental revenues increased \$2,695,334 or 24.4% compared to 2019. The increase was primarily due to (1) federal grant funds received and used by the Northwest Loan Fund in provided loans and grants to businesses within the region in which the Northwest Colorado Council of Government operates. Governmental expenses increased \$3,129,878, or 29.0% from 2019, primarily due to an increase in wages and an increase repair and maintenance expenses from 2019 to 2020.

**NORTHWEST COLORADO COUNCIL OF GOVERNMENTS  
MANAGEMENT'S DISCUSSION AND ANALYSIS  
DECEMBER 31, 2020**

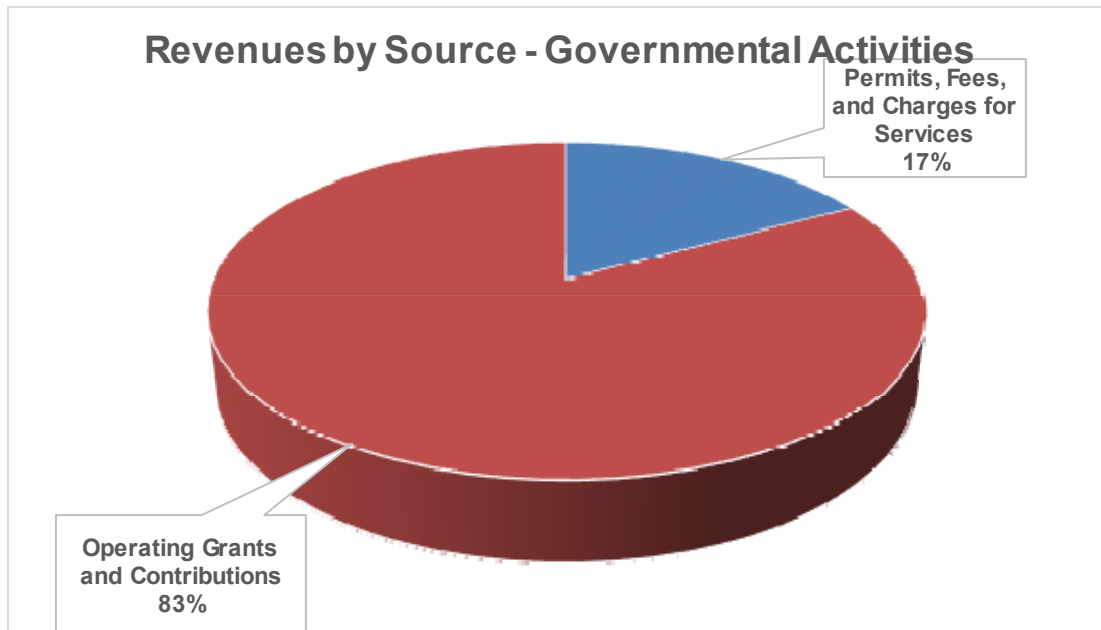
**Table 2**  
**Northwest Colorado Council of Governments**  
**Summary of Changes in net Position**  
**For Years as Stated**

	<u>Governmental Activities</u>	
	<u>2020</u>	<u>2019</u>
Revenues		
Program Revenues		
Permits, Fees, and Charges for Services	\$ 1,897,826	\$ 1,472,156
Operating Grants and Contributions	9,167,095	6,897,431
Total Revenues	<u>11,064,921</u>	<u>8,369,587</u>
Expenses		
Program Expenses	<u>10,793,635</u>	<u>7,663,757</u>
Total Expenses	<u>10,793,635</u>	<u>7,663,757</u>
Change in Net Position	271,286	704,676
Net Position - Beginning of Year	<u>4,882,152</u>	<u>4,177,476</u>
Net Position - End of Year	<u>\$ 5,153,438</u>	<u>\$ 4,882,152</u>

The following graphs provide visual representations of the expenses and revenues for governmental activities for 2020.



**NORTHWEST COLORADO COUNCIL OF GOVERNMENTS  
MANAGEMENT'S DISCUSSION AND ANALYSIS  
DECEMBER 31, 2020**



**Financial Analysis of the Council's Funds**

As noted earlier, the Council uses fund accounting to ensure and demonstrate compliance with finance-related legal requirements.

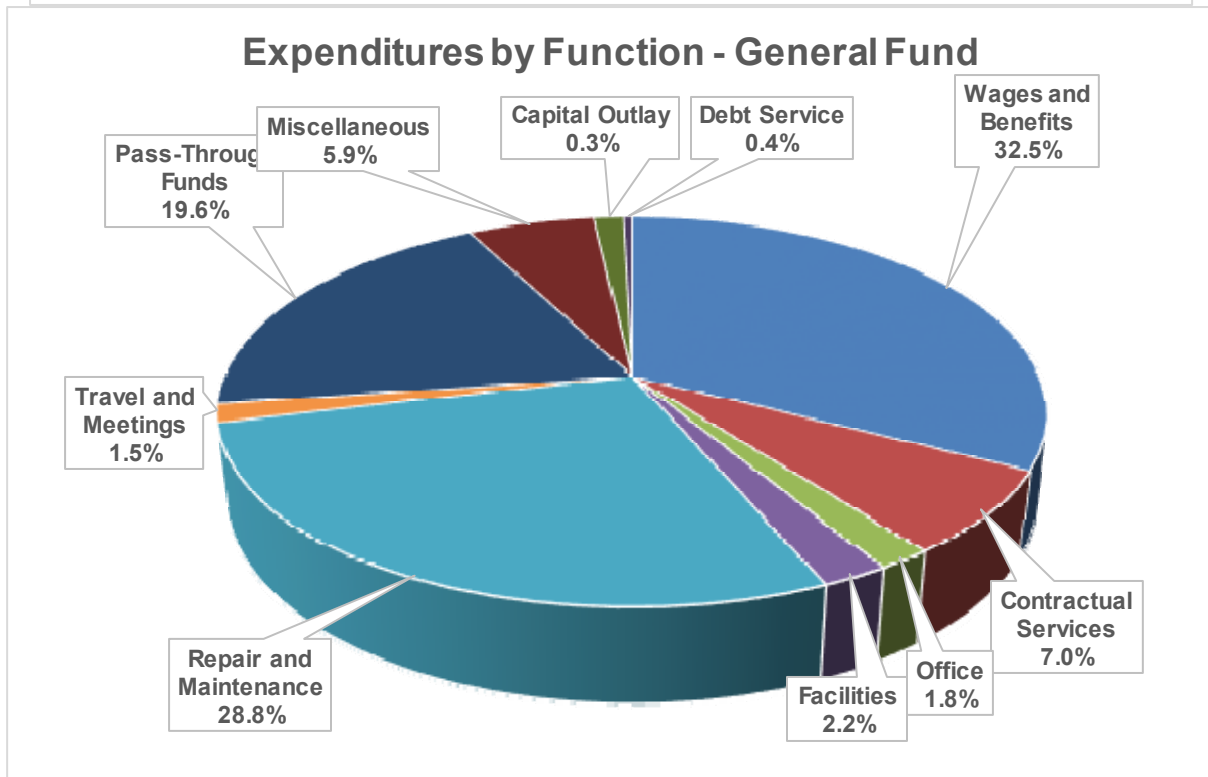
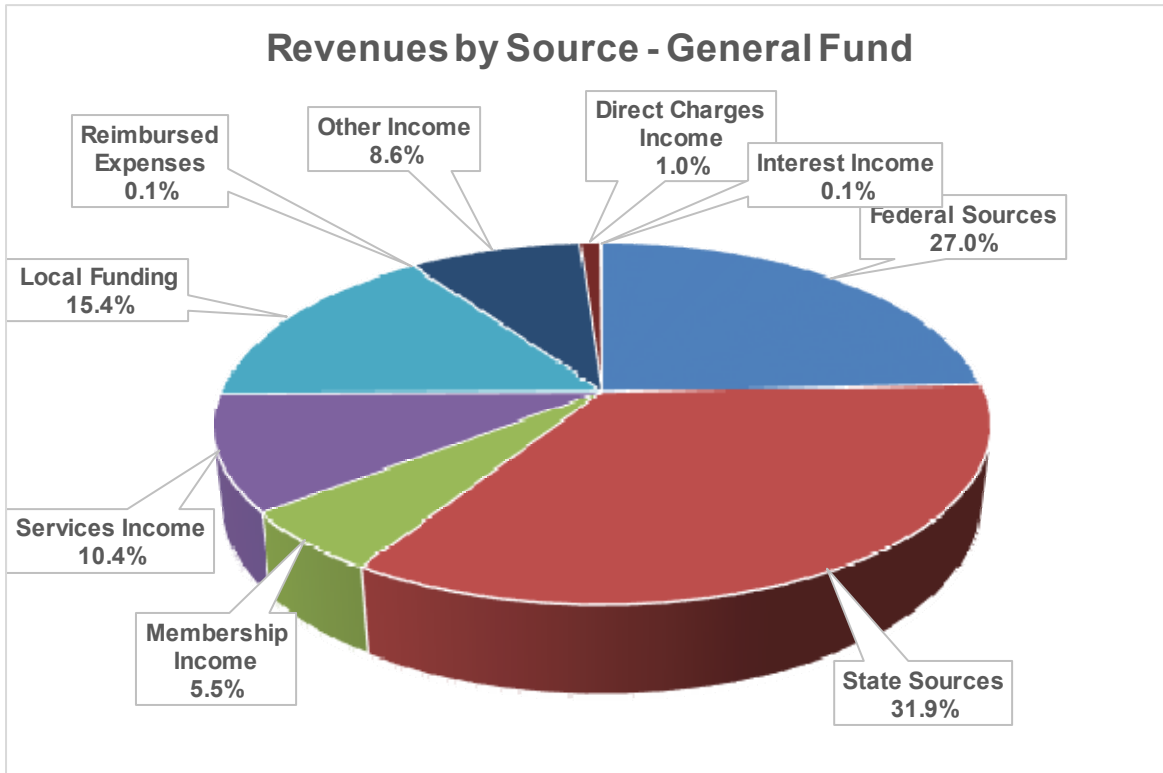
The focus of the Council's *governmental funds* is to provide information on near-term inflows, outflows, and balances of *spendable resources*. This information is necessary to assess the Council's financing requirements. Types of governmental funds reported by the Council include the General Fund, the Loan Fund and the Northwest Colorado Council of Governments Foundation. In particular, *unrestricted fund balance* may serve as a useful measure of a government's net resources available for spending at the end of the year.

The General Fund is the primary operating fund of the Council. At December 31, 2019, the General Fund reported ending fund balances of \$1,823,550, an increase of \$19,321 compared to 2019.

As a measure of the General Fund's liquidity, it may be useful to compare total fund balance to total fund expenditures. Fund balance represents 19.6% of total General Fund expenditures compared to 23.2% in 2019.

The following graphs provide visual representations of the expenditures and revenues for the General Fund for 2020.

**NORTHWEST COLORADO COUNCIL OF GOVERNMENTS  
MANAGEMENT'S DISCUSSION AND ANALYSIS  
DECEMBER 31, 2020**



**NORTHWEST COLORADO COUNCIL OF GOVERNMENTS  
MANAGEMENT'S DISCUSSION AND ANALYSIS  
DECEMBER 31, 2020**

The Northwest Loan Fund ended the year with a fund balance of \$3,236,547 compared to \$3,065,207 at the end of 2019, an increase of \$171,340 compared to \$270,136 in 2019. This was a result of an increase in federal revenues and related administration cost reimbursements for the administration of the loan program.

The Northwest Colorado Council of Governments Foundation fund ended the year with a fund balance of \$28,697. During 2020, the Foundation recorded \$159 in revenues. The fund expended \$1,200 during the year.

**General Fund Budgetary Highlights**

Budgetary comparison schedules are presented as required supplementary information. Actual revenues were \$9,294,976, \$683,841 more than projected. Actual expenditures were \$9,290,498, \$944,803 more than budgeted.

**Capital Assets and Debt Administration**

**Capital Assets**

The Council's investment in capital assets as of December 31, 2020 amounts to \$635,835 (net of accumulated depreciation). The increase from 2019 was a result of two vehicle purchases in 2020.

	2020	2019
Building	\$ 447,457	\$ 464,342
Building Improvements	30,393	23,769
Vehicles	99,186	2,359
Furniture and Equipment	58,799	61,041
	<u>\$ 635,835</u>	<u>\$ 551,511</u>

Additional information on capital assets can be found in the notes to the financial statements (Note 4).

**Debt Administration**

The Council had total long-term obligations of \$589,187 as follows:

	2020	2019
Building Loan	\$ 479,429	\$ 497,409
Compensated Absences	109,758	98,472
	<u>\$ 589,187</u>	<u>\$ 595,881</u>

Additional information on long-term obligations can be found in the notes to the financial statements (Note 5).

**Economic Factors and Next Year's Budgets and Rates**

Decisions made at the federal and state levels regarding funding for regional programs will likely affect some of NWCCOG's programs in 2021. NWCCOG is prepared to make the appropriate adjustments to expenses in affected programs to remain aligned with the available funding as these decisions are made. NWCCOG will continue its current programs in 2021 and pursue new programs or projects at the direction of the NWCCOG Council.

**Requests for Information**

This financial report is designed to provide a general overview of the Council's finances for all those with an interest in the Council's finances. Questions concerning any of the information provided in this report or requests for additional financial information should be addressed to the Northwest Colorado Council of Governments, 249 Warren Avenue, Silverthorne, Colorado 80498.

**NORTHWEST COLORADO COUNCIL OF GOVERNMENTS  
STATEMENT OF NET POSITION  
DECEMBER 31, 2020**

	2020
<b>ASSETS</b>	
Cash	\$ 2,048,598
Investments	174,435
Investments - Restricted	897,992
Accounts Receivable	524,662
Grants Receivable	564,542
Prepaid Items	98,663
Inventory	5,584
Loans Receivable	1,780,203
Capital Assets, Net of Accumulated Depreciation	635,835
Total Assets	6,730,514
<b>LIABILITIES AND NET POSITION</b>	
<b>LIABILITIES</b>	
Accounts Payable	138,032
Accrued Salaries and Withholdings	134,136
Unearned Revenue	715,721
Noncurrent Liabilities	
Due Within One Year	128,493
Due in More than One Year	460,694
Total Liabilities	1,577,076
<b>NET POSITION</b>	
Net Investment in Capital Assets	156,406
Restricted	336,241
Unrestricted	4,660,791
Total Net Position	\$ 5,153,438

See accompanying Notes to Financial Statements.

**NORTHWEST COLORADO COUNCIL OF GOVERNMENTS  
STATEMENT OF ACTIVITIES  
FOR THE YEAR ENDED DECEMBER 31, 2020**

Function/Program Activities	Expenses	Program Revenues		Net (Expense)
		Fees and Charges for Services	Operating Grants and Contributions	Revenues and Changes in Net Position
				Total Governmental Activities
<b>Governmental Activities</b>				
Regional Business	\$ 425,938	\$ 389,398	\$ 41,146	\$ 4,606
Alpine Area Agency for Aging	1,664,540	-	1,715,731	51,191
Connect for Health Colorado	218,352	-	217,520	(832)
Economic Development District	218,557	-	239,391	20,834
Elevator Inspection Program	901,484	1,353,961	-	452,477
Energy Management	1,978,326	-	1,906,892	(71,434)
Regional Coordinating Council	313,895	-	323,869	9,974
Watershed Services	9,927	-	12,505	2,578
Emergency Management	226,137	-	226,668	531
Summitt Water Quality	32,565	-	30,174	(2,391)
Water Quality/Quantity	219,973	154,467	73,942	8,436
Project Thor	2,210,195	-	1,956,248	(253,947)
Broadband	227,776	-	167,126	(60,650)
Northwest Loan Fund	2,084,384	-	2,255,724	171,340
NWCCOG Foundation, Inc.	1,200	-	159	(1,041)
Interest on Long Term Debt	20,180	-	-	(20,180)
Unallocated Depreciation	40,206	-	-	(40,206)
<b>Total Governmental Activities</b>	<b>\$ 10,793,635</b>	<b>\$ 1,897,826</b>	<b>\$ 9,167,095</b>	<b>271,286</b>
				Change in Net Position 271,286
				Net Position - Beginning of Year <u>4,882,152</u>
				Net Position - End of Year <u>\$ 5,153,438</u>

See accompanying Notes to Financial Statements.

**NORTHWEST COLORADO COUNCIL OF GOVERNMENTS  
BALANCE SHEET – GOVERNMENTAL FUNDS  
DECEMBER 31, 2020**

	General Fund	Northwest Loan Fund	NWCCOG Foundation	Total
<b>ASSETS</b>				
Cash	\$ 629,772	\$ 1,387,729	\$ 31,097	\$ 2,048,598
Investments	174,435	-	-	174,435
Investments - Restricted	897,992	-	-	897,992
Accounts Receivable	524,662	-	-	524,662
Grants Receivable	494,942	69,600	-	564,542
Prepaid Items	98,663	-	-	98,663
Inventory	5,584	-	-	5,584
Loans Receivable, Net	-	1,780,203	-	1,780,203
Total Assets	<u>\$ 2,826,050</u>	<u>\$ 3,237,532</u>	<u>\$ 31,097</u>	<u>\$ 6,094,679</u>
<b>LIABILITIES, DEFERRED INFLOWS OF RESOURCES, AND FUND BALANCES</b>				
Accounts Payable	\$ 134,647	\$ 985	\$ 2,400	\$ 138,032
Accrued Salaries and Withholdings	134,136	-	-	134,136
Unearned Revenue	715,721	-	-	715,721
Total Liabilities	<u>984,504</u>	<u>985</u>	<u>2,400</u>	<u>987,889</u>
<b>DEFERRED INFLOWS OF RESOURCES</b>				
Unavailable revenue	17,996	-	-	17,996
Total Deferred Inflows of Resources	<u>17,996</u>	<u>-</u>	<u>-</u>	<u>17,996</u>
<b>FUND BALANCES</b>				
Nonspendable				
Inventory	5,584	-	-	5,584
Prepaid Items	98,663	-	-	98,663
Restricted				
USDA Loan Reserve	43,101	-	-	43,101
Energy Management	293,140	-	-	293,140
Assigned				
Alpine Area Agency for Aging	70,896	-	-	70,896
Elevator Inspection Program	479,562	-	-	479,562
Water Quality & Quantity Program	123,739	-	-	123,739
Summit Water Quality Committee	27,893	-	-	27,893
Weatherization	56,518	-	-	56,518
Office Condo	54,735	-	-	54,735
Motor Pool	73,837	-	-	73,837
Emergency Cash Reserve	235,888	-	-	235,888
Other Purposes	-	3,236,547	28,697	3,265,244
Unassigned	259,994	-	-	259,994
Total Fund Balances	<u>1,823,550</u>	<u>3,236,547</u>	<u>28,697</u>	<u>5,088,794</u>
Total Liabilities, Deferred Inflows of Resources and Fund Balances	<u>\$ 2,826,050</u>	<u>\$ 3,237,532</u>	<u>\$ 31,097</u>	<u>\$ 6,094,679</u>

See accompanying Notes to Financial Statements.



**NORTHWEST COLORADO COUNCIL OF GOVERNMENTS  
RECONCILIATION OF THE GOVERNMENTAL FUNDS BALANCE SHEET TO THE  
STATEMENT OF NET POSITION  
DECEMBER 31, 2020**

Total Fund Balance for Governmental Funds	\$ 5,088,794
Total net position reported for governmental activities in the statement of net position is different because:	
Capital assets used in governmental activities are not financial resources and therefore are not reported in the funds.	635,835
Certain revenues not available to pay liabilities of the current period are deferred in the governmental funds:	
Unavailable Revenue	17,996
Long-term liabilities applicable to governmental activities are not due and payable in the current period and accordingly are not reported as fund liabilities. All liabilities, both current and long-term, are reported in the statement of net position.	
Balances at December 31, 2020 are:	
Note Payable	(479,429)
Compensated Absences	(109,758)
	(589,187)
Net Position of Governmental Activities	\$ 5,153,438

See accompanying Notes to Financial Statements.

**NORTHWEST COLORADO COUNCIL OF GOVERNMENTS  
STATEMENT OF REVENUES, EXPENDITURES AND CHANGES IN FUND BALANCES  
GOVERNMENTAL FUNDS  
FOR THE YEAR ENDED DECEMBER 31, 2020**

	General Fund	Northwest Loan Fund	NWCCOG Foundation	Total
<b>REVENUES</b>				
Federal Sources	\$ 2,265,241	\$ 2,084,994	\$ -	\$ 4,350,235
State Sources	3,213,939	30,000	-	3,243,939
Membership Income	513,879	-	-	513,879
Services Income	963,140	-	-	963,140
Local Funding	1,430,185	84,644	-	1,514,829
Reimbursed Expenses	6,554	20	-	6,574
Other Income	801,038	54,666	153	855,857
Direct Charges Income	91,652	-	-	91,652
Interest Income	9,348	1,400	6	10,754
Total Revenues	<u>9,294,976</u>	<u>2,255,724</u>	<u>159</u>	<u>11,550,859</u>
<b>EXPENDITURES</b>				
Current				
Wages and Benefits	3,023,694	120,185	-	3,143,879
Contractual Services	648,087	8,415	1,200	657,702
Office	166,517	14,434	-	180,951
Facilities	208,413	3,455	-	211,868
Repair and Maintenance	2,573,101	1,382	-	2,574,483
Travel and Meetings	135,879	8,784	-	144,663
Pass-Through Funds	1,822,185	-	-	1,822,185
Miscellaneous	549,932	1,927,729	-	2,477,661
Capital Outlay	124,530	-	-	124,530
Debt Service				
Principal	17,980	-	-	17,980
Interest	20,180	-	-	20,180
Total Expenditures	<u>9,290,498</u>	<u>2,084,384</u>	<u>1,200</u>	<u>11,376,082</u>
Other Financing Sources				
Insurance proceeds	14,843	-	-	14,843
Total Other Financing Sources	<u>14,843</u>	<u>-</u>	<u>-</u>	<u>14,843</u>
Net Change in Fund Balances	19,321	171,340	(1,041)	189,620
Fund Balances - Beginning of Year	<u>1,804,229</u>	<u>3,065,207</u>	<u>29,738</u>	<u>4,899,174</u>
Fund Balances - End of Year	<u>\$ 1,823,550</u>	<u>\$ 3,236,547</u>	<u>\$ 28,697</u>	<u>\$ 5,088,794</u>

See accompanying Notes to Financial Statements.

**NORTHWEST COLORADO COUNCIL OF GOVERNMENTS  
RECONCILIATION OF THE STATEMENT OF REVENUES, EXPENDITURES AND  
CHANGES IN FUND BALANCES OF THE GOVERNMENTAL FUNDS  
TO THE STATEMENT OF ACTIVITIES  
FOR THE YEAR ENDED DECEMBER 31, 2020**

Net Change in Fund Balances - Governmental Funds	\$	189,620
<p>Amounts reported for governmental activities in the statement of activities are different because:</p>		
<p>Governmental funds report capital outlay as expenditures. However, in the statement of activities the cost of those assets is allocated over their estimated useful lives and reported as depreciation expense. This is the amount by which depreciation and loss on disposal of assets exceed capital outlays in the current period.</p>		
Capital Outlays		124,530
Depreciation Expense		(40,206)
<p>The issuance of long-term debt provides current financial resources to governmental funds, while the repayment of the principal of long-term debt consume current financial resources of governmental funds. These transactions, however, have no effect on net position.</p>		
Principal Payments on Note Payable		17,980
<p>Revenues in the statement of activities that do not provide current financial resources are not reported as revenues in governmental funds</p>		
Unavailable Revenue		(9,352)
<p>Some expenses reported in the statement of activities do not require the use of current financial resources and therefore are not reported as expenditures in governmental funds.</p>		
Adjustment to Compensated Absences Liability		<u>(11,286)</u>
Change in Net Position of Governmental Activities	\$	<u><u>271,286</u></u>

See accompanying Notes to Financial Statements.

**NORTHWEST COLORADO COUNCIL OF GOVERNMENTS  
NOTES TO FINANCIAL STATEMENTS  
DECEMBER 31, 2020**

**NOTE 1 SUMMARY OF SIGNIFICANT ACCOUNTING POLICIES**

The accompanying financial statements have been prepared in accordance with generally accepted accounting principles applicable to governmental units. A summary of the Northwest Colorado Council of Governments' (the Council) significant accounting policies consistently applied in the preparation of these financial statements follows.

**Reporting Entity**

The Council is a voluntary association established in 1972 pursuant to laws of the State of Colorado to promote cooperation and coordination among local governments and between levels of government for the geographic area comprised of Eagle, Grand, Jackson, Pitkin and Summit counties. The Council is governed by a Board of Directors consisting of appointed members from member counties and municipal corporations and is responsible for setting policy and appointing administrative personnel. The members include the five counties and 22 municipalities. The Board exercises autonomous control over financial affairs, acquisition and ownership of property, contract execution and management and operation of programs within the Council.

The Council follows the Governmental Accounting Standards Board (GASB) accounting pronouncements which provide guidance for determining which governmental activities, organization and functions should be included within the financial reporting entity. The accompanying financial statements present the government and its component units, entities for which the government is considered to be financially accountable. Blended component units are, in substance, part of the primary government's operations, even though they are legally separate entities. Thus, blended component units are appropriately presented as funds of the primary government.

**Blended Component Units**

The Northwest Loan Fund, (NLF), is a non-profit 501(c)(6) economic development organization that makes loans to start-up and/or fund expanding businesses that will create, or retain new, full-time jobs in Eagle, Garfield, Grand, Jackson, Moffat, Pitkin, Rio Blanco, Routt, and Summit counties. The NLF is governed by the NWCCOG Council, which serves as the NLF Board of Directors. The NLF Board of Directors appoints a volunteer from each of the nine counties in the service territory, along with the NWCCOG executive director, to serve as the Loan Committee. The NLF is reported as a major special revenue fund. The NLF does not present separate financial statements.

The Northwest Colorado Council of Governments Foundation, Inc., (Foundation), is a federal tax-exempt public charity under Section 501(c)(3) of the Internal Revenue Code. The mission of the Foundation is to provide a financial mechanism for the member jurisdictions of the Council to work collaboratively with not-for-profit organizations, citizen-based groups and individuals on projects of mutual interest and benefit for the region. The Foundation is governed by the Council's Board of Directors. The Foundation is reported as a major special revenue fund. The Foundation does not report separate financial statements.

**Description of Government-wide Financial Statements**

The government-wide financial statements (i.e., the statement of net position and the statement of activities) report information on all of the activities of the Council and its component units. *Governmental activities* are normally supported by intergovernmental revenues, member support, charges to program users and nonexchange transactions.

**NORTHWEST COLORADO COUNCIL OF GOVERNMENTS  
NOTES TO FINANCIAL STATEMENTS  
DECEMBER 31, 2020**

**NOTE 1 SUMMARY OF SIGNIFICANT ACCOUNTING POLICIES (CONTINUED)**

**Basis of Presentation – Government-wide Financial Statements**

While separate government-wide and fund financial statements are presented, they are interrelated. The governmental activities column incorporates data from governmental funds. Separate financial statements are provided for governmental funds.

As a general rule, the effect of interfund activity has been eliminated from the government-wide financial statements. Exceptions to this general rule are payments where the amounts are reasonably equivalent in value to the interfund services provided. Elimination of these charges would distort the direct costs and program revenues reported for the various functions concerned.

**Basis of Presentation – Fund Financial Statements**

The fund financial statements provide information about the Council's funds, including its blended component units. The emphasis of fund financial statements is on major governmental funds, each displayed in a separate column. Major individual governmental funds are reported as separate columns in the fund financial statements. The Council reports the following major governmental funds:

*General Fund* – is the Council's primary operating fund. It accounts for all financial resources of the general government, except those accounted for in another fund.

*Northwest Loan Fund* – The Northwest Loan Fund, (Loan Fund) accounts for the activities of the non-profit 501(c)(6) organization described in Note 1.

*NWCCOG Foundation* – The NWCCOG Foundation fund accounts for the activities of the federal tax-exempt public charity 501(c)(3) organization described in Note 1.

During the course of operations, the Council has activity between funds for various purposes. Any residual balances outstanding at year end are reported as due from/to other funds. While these balances are reported in fund financial statements, certain eliminations are made in the preparation of the government-wide financial statements.

Further, certain activity occurs during the year involving transfers of resources between funds. In fund financial statements these amounts are reported at gross amounts as transfers in/out. While reported in fund financial statements, certain eliminations are made in the preparation of the government-wide financial statements. Transfers between the funds included in governmental activities are eliminated so that only the net amount is included as transfers in the governmental activities' column.

**Measurement Focus and Basis of Accounting**

The accounting and financial reporting treatment is determined by the applicable measurement focus and basis of accounting. Measurement focus indicates the type of resources being measured such as current *financial resources or economic resources*. The basis of accounting indicates the timing of transactions or events for recognition in the financial statements.

**NORTHWEST COLORADO COUNCIL OF GOVERNMENTS  
NOTES TO FINANCIAL STATEMENTS  
DECEMBER 31, 2020**

**NOTE 1 SUMMARY OF SIGNIFICANT ACCOUNTING POLICIES (CONTINUED)**

**Measurement Focus and Basis of Accounting (Continued)**

The government-wide financial statements are reported using the *economic resources measurement focus* and the *accrual basis of accounting*. Revenues are recorded when earned and expenses are recorded when a liability is incurred, regardless of the timing of related cash flows. Grants and similar items are recognized as revenue as soon as all eligibility requirements imposed by the provider have been met.

The governmental fund financial statements are reported using the *current financial resources measurement focus* and the *modified accrual basis of accounting*. Revenues are recognized as soon as they are both measurable and available. Revenues are considered to be available when they are collectible within the current period or soon enough thereafter to pay liabilities of the current period. For this purpose, the government considers revenues to be available if they are collected within 60 days of the end of the current fiscal period. Expenditures generally are recorded when a liability is incurred, as under accrual accounting. However, debt service expenditures, as well as expenditures related to compensated absences, are recorded only when payment is due. General capital asset acquisitions are reported as expenditures in governmental funds. Issuance of long-term debt and acquisitions under capital leases are reported as other financing sources.

Services income and interest associated with the current fiscal period are all considered to be susceptible to accrual and so have been recognized as revenues of the current fiscal period. Grants and similar items are recorded as revenues when all eligibility requirements are met, including any time requirements. Expenditure-driven grants are recognized as revenue when the qualifying expenditures have been incurred and all other eligibility requirements have been met. All other revenue items are considered to be measurable and available only when cash is received by the government.

**Assets, Liabilities, Net position/Fund Balance, Revenues and Expenditures/Expenses**

**Cash and Investments**

The Council pools cash and investment resources of its various programs, excluding its component units, in order to facilitate the management of cash. Cash and investments are presented on the balance sheet in the basic financial statements at net asset value or amortized cost as described in Note 2.

**Restricted Cash and Investments**

In accordance with the Council's by-laws, cash is restricted in an amount equal to 10% of the current year's budgeted projected revenues plus the amount of accrued compensated absences at December 31, 2020. The reserve calculation does not include pass through funds received by the Council and passed through to other organizations or programs.

Additionally, the loan with the USDA requires the Council to maintain a facility reserve account (see Note 5).

**NORTHWEST COLORADO COUNCIL OF GOVERNMENTS  
NOTES TO FINANCIAL STATEMENTS  
DECEMBER 31, 2020**

**NOTE 1 SUMMARY OF SIGNIFICANT ACCOUNTING POLICIES (CONTINUED)**

**Receivables**

Receivables are reported at their gross value and, where appropriate, are reduced by the estimated portion that is expected to be uncollectible.

**Prepaid Items**

Certain payments to vendors reflect costs applicable to future accounting periods and are recorded as prepaid items in both the government-wide and fund financial statements.

**Capital Assets**

Capital assets, which include furniture, fixtures and equipment, are reported in the governmental activities' column in the government-wide financial statements. Capital assets are defined by the Council as assets with an initial, individual cost of more than \$5,000. Such assets are recorded at acquisition cost or estimated acquisition cost if purchased or constructed. Donated capital assets are recorded at estimated acquisition cost at the date of donation.

The cost of normal maintenance and repairs that do not add to the value of the assets or materially extend assets' lives are not capitalized. Furniture, fixtures, equipment and vehicles of the Council are depreciated using the straight-line method over the following estimated useful lives:

Building	40 years
Building Improvements	10 – 40 years
Furniture, Fixtures and Operating Equipment	3 – 20 years
Vehicles	7 – 15 years

**Long-Term Obligations**

In the government-wide financial statements, long-term obligations are reported as liabilities in the governmental activities statement of net position.

**Compensated Absences**

Vested amounts are those which accrue to the employee even if the employee terminates. Leave vests with the employees to various maximum amounts, based on lengths of employment from the date of employment to sixteen years. A liability for these amounts is reported in governmental funds only if they have matured, for example, as a result of employee resignations and retirements.

**Net Position and Fund Equity**

*Net Position*

The government-wide financial statements utilize a net position presentation. Net position is categorized as net investment in capital assets, restricted and unrestricted.

Net investment in capital assets is intended to reflect the portion of net position that is associated with non-liquid, capital assets, net of related debt.

**NORTHWEST COLORADO COUNCIL OF GOVERNMENTS  
NOTES TO FINANCIAL STATEMENTS  
DECEMBER 31, 2020**

**NOTE 1 SUMMARY OF SIGNIFICANT ACCOUNTING POLICIES (CONTINUED)**

**Net Position and Fund Equity (Continued)**

Restricted net position represents assets that have third party limitations on their use.

Unrestricted net position represents assets that do not have any third-party limitations on their use.

Sometimes the Council will fund outlays for a particular purpose from both restricted (e.g., restricted grant proceeds) and unrestricted resources. In order to calculate the amounts to report as restricted net position and unrestricted net position in the government-wide financial statements, a flow assumption must be made about the order in which the resources are considered to be applied.

*Fund Balances*

Generally, fund balance represents the difference between the current assets and current liabilities. In the fund financial statements, governmental funds report fund balance classifications that comprise a hierarchy based primarily on the extent to which the Council is bound to honor constraints on the specific purposes for which amounts in those funds can be spent.

The following classifications describe the relative strength of the spending constraints:

*Nonspendable* – fund balances are reported as nonspendable when amounts cannot be spent because they are either (a) not in spendable form (i.e., items that are not expected to be converted to cash) or (b) legally or contractually required to be maintained intact. The Council had \$104,247 nonspendable resources as of December 31, 2020.

*Restricted* – amounts constrained to specific purposes by their providers (such as grantors and higher levels of government), through constitutional provisions, or by enabling legislation. The Council had \$43,101 restricted for the USDA Loan Reserve as of December 31, 2020.

*Committed* – amounts that can be used only for specific purposes determined by a formal action of the Board of Directors of the Council. The Board of Directors is the highest level of decision-making authority for the Council. Commitments may be established, modified or rescinded only through resolutions approved by the Board of Directors. The Council had no committed funds as of December 31, 2020.

*Assigned* – Fund balances are reported as assigned when amounts are constrained by the *intent* to be used for specific purposes, but are neither restricted nor committed. Under the Council's policy, the Executive Director may assign amounts for specific purposes. The Council reports the following assigned fund balances:



**NORTHWEST COLORADO COUNCIL OF GOVERNMENTS  
NOTES TO FINANCIAL STATEMENTS  
DECEMBER 31, 2020**

**NOTE 1 SUMMARY OF SIGNIFICANT ACCOUNTING POLICIES (CONTINUED)**

**Net Position and Fund Equity (Continued)**

The Council reports the following General Fund assigned fund balances:

	Balance December 31, 2019	Additions/ Deletions	Balance December 31, 2020
Alpine Area Agency for Aging	\$ 13,221	\$ 57,675	\$ 70,896
Elevator Inspection Program	22,500	457,062	479,562
Water Quality & Quantity Program	114,442	9,297	123,739
Summit Water Quality Committee	30,166	(2,273)	27,893
Weatherization	211,159	(154,641)	56,518
Office Condo	61,560	(6,825)	54,735
Motor Pool	80,473	(6,636)	73,837
Emergency Cash Reserve	583,627	(347,739)	235,888
	<u>\$ 1,117,148</u>	<u>\$ 5,920</u>	<u>\$ 1,123,068</u>

In addition, the Council reports assigned fund balances of \$3,236,547 and \$28,697 in the Northwest Loan Fund and NWCCOG Foundation, respectively.

Program assigned amounts were accumulated from excess revenues over expenditures for these respective programs. The Council assigns these excess revenues to be spent in the programs in which they were accumulated.

*Unassigned* – Fund balances are reported as unassigned as the residual amount when the balances do not meet any of the above criterion.

*Flow Assumptions* – When both restricted and unrestricted amounts of fund balance are available for use for expenditures incurred, it is the Council’s policy to use restricted amounts first and then unrestricted amounts as they are needed. For unrestricted amounts of fund balance, it is the policy to use fund balance in the following order:

- Committed
- Assigned
- Unassigned

**Assisted Projects**

All grants and contracts awarded to the Council are referred to as assisted projects. Records are maintained whereby expenditures incurred are recorded in separate project accounts in the general fund.

**Indirect Costs**

The Council allocates indirect costs to assisted projects in accordance with C.F.R. Part 200, of the Uniform Grant Guidance. Actual expenditures specifically identifiable with individual grants are charged directly to those grants. Indirect costs are shared, pro-rata, by all of the Council’s programs. Each program contributes to these costs based on the particular program’s revenue as a percentage of the total budget.

**NORTHWEST COLORADO COUNCIL OF GOVERNMENTS  
NOTES TO FINANCIAL STATEMENTS  
DECEMBER 31, 2020**

**NOTE 1 SUMMARY OF SIGNIFICANT ACCOUNTING POLICIES (CONTINUED)**

**Use of Estimates**

The preparation of financial statements in conformity with accounting principles generally accepted in the United States of America requires management to make estimates and assumptions that affect the reported amounts of assets and liabilities and disclosure of contingent assets and liabilities at the date of the financial statements and reported amounts of revenues and expenses during the reporting period. Actual results could differ from those estimates.

**NOTE 2 CASH AND INVESTMENTS**

The Council is governed by the cash and investment limitations of state law. Deposits and investments held at December 31, 2020 are reported as follows:

	Unrestricted	Restricted	Total
Cash	\$ 2,048,598	\$ -	\$ 2,048,598
Investments	174,435	897,992	1,072,427
Total	\$ 2,223,033	\$ 897,992	\$ 3,121,025

**Cash**

*Custodial Credit Risk – Cash:*

Custodial risk for cash is the risk that, in the event of a failure of a depository financial institution, the Council will not be able to recover its cash or will not be able to recover collateral securities that are in possession of an outside party. The Council's cash policy is in accordance with CRS 11-10.5-101, the Colorado Public Deposit Protection Act (PDPA), which governs investment of public funds. PDPA requires that all units of local government deposit cash in eligible public depositories. State regulators determine eligibility. Amounts on deposit in excess of federal insurance levels (\$250,000) must be collateralized. The eligible collateral is determined by the PDPA. PDPA allows the institution to create a single collateral pool for all public funds. The pool for all the uninsured public deposits as a group is to be maintained by another institution or held in trust. The market value of the collateral must be at least equal to 102% of the aggregate uninsured deposits. The institution's internal records identify the collateral by depositor and as such, these deposits are considered to be uninsured but collateralized. The State Regulatory Commissions for banks and financial services are required by statute to monitor the naming of eligible depositories and reporting of the uninsured deposits and assets maintained in the collateral pools. At December 31, 2020, Council's deposits were either insured by federal depository insurance or collateralized and consequently were not exposed to custodial credit risk.

**Investments**

The investment policy adopted by the Council limits investments to those permitted by Colorado State Statutes. It also adopts the prudent investor rule, wherein the criteria for selecting investments and their order of priority are (1) safety, (2) liquidity and (3) yield. Additionally, investing in derivatives or other investment hedge funds is not allowed.

**NORTHWEST COLORADO COUNCIL OF GOVERNMENTS  
NOTES TO FINANCIAL STATEMENTS  
DECEMBER 31, 2020**

**NOTE 2 CASH AND INVESTMENTS (CONTINUED)**

**Investments (Continued)**

Colorado statutes specify investment instruments meeting defined rating and risk criteria in which local governments may invest which include:

- Obligations of the United States, certain U.S. government agency securities and securities of the World Bank
- General obligation and revenue bonds of US local government entities
- Certain certificates of participation
- Certain securities lending agreements
- Bankers' acceptances of certain banks
- Commercial paper
- Written repurchase agreements and certain reverse repurchase agreements collateralized by certain authorized securities
- Certain money market funds
- Guaranteed investment contracts
- Local government investment pools

At December 31, 2020, the Council had the following investments:

	<u>Standard &amp; Poor's Rating</u>	<u>Maturities</u>	<u>Fair Value</u>
Local Government Investment Pools			
COLOTRUST	AAAm	< 60 Days	\$ 564,709
CSAFE	AAAm	< 60 Days	507,718
Total			<u>\$ 1,072,427</u>

**Credit Risk**

*Credit Risk* – The Council's investment policy limits investments to U.S. Treasury obligations and U.S. Government agency securities, repurchase agreements, commercial paper, local government investment pools, time certificates of deposit, and certain money market mutual funds approved by the Board of Directors. State statutes limit investments in U.S. Agency and Instrumentality securities to the highest rating issued by two or more nationally recognized statistical rating organizations (NRSROs).

*Concentration of Credit Risk* – Neither state statutes nor the Council's investment policy limits the amount of investments in any one issuer.

*Local Government Investment Pools* – The Council has investments in the Colorado Local Government Liquid Asset Trust (COLOTRUST) and the Colorado Surplus Asset Trust (CSAFE), investment vehicles established for local government entities in Colorado to pool surplus funds.

**NORTHWEST COLORADO COUNCIL OF GOVERNMENTS  
NOTES TO FINANCIAL STATEMENTS  
DECEMBER 31, 2020**

**NOTE 2 CASH AND INVESTMENTS (CONTINUED)**

**Fair Value**

As of December 31, 2020, the Council had invested \$446,453 in the Colorado Local Government Liquid Asset Trust – PLUS and \$118,256 in the Colorado Local Government Liquid Asset Trust – PRIME, which is an investment vehicle established for local government entities in Colorado to pool surplus funds. The Colorado State Securities Commissioner administers and enforces all State statutes governing COLOTRUST. COLOTRUST operates similarly to a money market fund and each share is equal in value to \$1.00. As of December 31, 2020, the investments in COLOTRUST were valued at net asset value. There are no unfunded commitments, the redemption frequency is daily and there is no redemption notice period.

As of December 31, 2020, the Council had invested \$507,718 in the Colorado Surplus Asset Fund Trust (CSAFE), an investment vehicle established for local government entities in Colorado to pool surplus funds. The State Securities Commissioner administers and enforces all State statutes governing the Trust. The trust operates similarly to a money market fund and each share is equal in value to \$1.00. The Trust is valued at amortized cost and based on the valuation method; additional disclosures are not required under GASB Statement No. 72.

**NOTE 3 LOANS RECEIVABLE**

Loans receivable in the Northwest Loan Fund consist of loans to qualified borrowers for creation and expansion of small businesses that are unable to obtain conventional funding. Interest rates are generally Prime plus 2%, with average terms of 60 months. To the extent possible, liens are filed on either the real or personal property to insure the loans are repaid. The total gross loan balance of \$2,035,324 has been reduced by \$255,121 as an allowance for estimated uncollectible. The loans mature as follows:

Year Ending	Total
2021	163,836
2022	114,572
2023	67,905
2024	81,777
2025	417,070
Thereafter	935,043
Total	\$ 1,780,203

**NORTHWEST COLORADO COUNCIL OF GOVERNMENTS  
NOTES TO FINANCIAL STATEMENTS  
DECEMBER 31, 2020**

**NOTE 4 CAPITAL ASSETS**

An analysis of the changes in capital assets for the year ended December 31, 2020 follows:

	Beginning Balance	Increases	Decreases	Ending Balance
Governmental Activities				
Capital Assets Being Depreciated				
Building	\$ 675,405	\$ -	\$ -	\$ 675,405
Building Improvements	52,887	7,525	-	60,412
Vehicles	476,426	100,083	-	576,509
Furniture and Equipment	230,618	16,922	-	247,540
Total Capital Assets Being Depreciated	<u>1,435,336</u>	<u>124,530</u>	<u>-</u>	<u>1,559,866</u>
Less Accumulated Depreciation				
Building	(211,063)	(16,885)	-	(227,948)
Building Improvements	(29,118)	(901)	-	(30,019)
Vehicles	(474,067)	(3,256)	-	(477,323)
Furniture and Equipment	(169,577)	(19,164)	-	(188,741)
Total Accumulated Depreciation	<u>(883,825)</u>	<u>(40,206)</u>	<u>-</u>	<u>(924,031)</u>
Total Capital Assets Being Depreciated, Net	<u>\$ 551,511</u>	<u>\$ 84,324</u>	<u>\$ -</u>	<u>\$ 635,835</u>

Depreciation expense is not allocated to functions/programs of the Council.

**NOTE 5 LONG-TERM OBLIGATIONS**

Long-term obligation activity for the year ended December 31, 2020 follows:

	Beginning Balance	Increases	Decreases	Ending Balance	Due Within One Year
Governmental Activities					
United States Department of Agriculture (USDA) Note	\$ 497,409	\$ -	\$ (17,980)	\$ 479,429	\$ 18,735
Compensated Absences	98,472	11,286	-	109,758	109,758
	<u>\$ 595,881</u>	<u>\$ 11,286</u>	<u>\$ (17,980)</u>	<u>\$ 589,187</u>	<u>\$ 128,493</u>

The detail of the Council's long-term obligations is as follows:

**USDA Note**

On March 21, 2007, the Council issued a note with the United States Department of Agriculture (USDA), in the original amount of \$746,470 for acquiring and constructing office space for the operations of the Council. The loan is payable over 30 years in monthly installments of \$3,180 beginning April 17, 2007 through March 21, 2038, including interest at 4.125%.

**NORTHWEST COLORADO COUNCIL OF GOVERNMENTS  
NOTES TO FINANCIAL STATEMENTS  
DECEMBER 31, 2020**

**NOTE 5 LONG-TERM OBLIGATIONS (CONTINUED)**

The note requires the Council to maintain a facility reserve account by setting aside \$336 per month until the account accumulates the reserve requirement of \$40,309. The funds may be used, with prior approval from the USDA, for repairing or replacing any damage caused by a catastrophe or if making extensions or improvements to the facility. At December 31, 2020, the Council has restricted \$43,101 of its investments towards this purpose.

The note matures as follows:

	Principal	Interest	Total
2021	\$ 18,735	\$ 19,425	\$ 38,160
2022	19,523	18,637	38,160
2023	20,343	17,817	38,160
2024	21,198	16,962	38,160
2025	22,090	16,070	38,160
2026-2030	125,183	65,617	190,800
2031-2035	153,804	36,996	190,800
2036-2038	98,553	5,806	104,359
	\$ 479,429	\$ 197,330	\$ 676,759

**Other General Obligations**

The accrual for compensated absences (see Note 1) is liquidated from the General Fund.

**NOTE 6 OPERATING LEASES**

The Council has entered into a number of operating leases for building space. These leases have cancellation provisions and are subject to annual appropriations. For the year ended December 31, 2020, lease expenditures amounted to \$75,366.

**NOTE 7 RETIREMENT PLAN**

The Council is a member of the Colorado County Officials and Employees Retirement Association Plan (CCOERA), (the Retirement Plan), a defined contribution plan. In a defined contribution plan, benefits depend solely on amounts contributed to the Retirement Plan plus investment earnings. Members of the Retirement Plan are required to participate in the Retirement Plan upon commencement of employment. Required employee contributions to the Retirement Plan vary from a minimum of 3.75% to a maximum of 10%. The Council is required to match employee contributions up to a maximum of 6%. All contributions vest immediately as there is no vesting period and the Plan has no forfeiture rules. Benefit terms are set by the Council and once an employee selects a contribution percentage, the employee may not make changes to the percentage for the duration of their employment. During 2020, the Council's contribution and employee contributions to the Plan were \$139,241 and \$139,241, respectively. The Council has recognized pension expense of \$139,241 and has no outstanding pension liability as of December 31, 2020.

**NORTHWEST COLORADO COUNCIL OF GOVERNMENTS  
NOTES TO FINANCIAL STATEMENTS  
DECEMBER 31, 2020**

**NOTE 8 DEFERRED COMPENSATION PLAN**

The Council has a deferred compensation plan (the Plan), administered by CCOERA, and created in accordance with Internal Revenue Code Section 457. The Plan permits the Council's employees to defer a portion of their salary until future years. The deferred compensation is not available to employees until termination, retirement, death or unforeseeable emergency. Participation in the Plan is optional.

All amounts of compensation deferred under the Plan, all property and rights purchased with those amounts, and all income attributable to those amounts, property, or rights are (until paid or made available to the employee or other beneficiary) held for the exclusive benefit of the participants or their beneficiaries. The Council has no ownership interest in the Plan nor is the Council liable for any losses under the Plan.

**NOTE 9 PARTICIPATING MEMBER DUES**

Participating member dues in the amount of \$513,879 were received by the Council during the year ended December 31, 2020. The following represents the source of funds received:

General Operations	\$ 359,022
Water Quality & Quantity	154,857
Total	<u>\$ 513,879</u>

**NOTE 10 COMMITMENTS AND CONTINGENCIES**

**Grant Programs**

The Council administers numerous projects through grants awarded by various federal and state agencies. All projects are subject to audit by the granting agencies. A substantial amount of grant revenue has been awarded to sub-recipients. All grants are subject to final review and approval as to allow ability by the respective grantor agencies. The amount, if any, of expenditures which may be disallowed by the granting agencies cannot be determined at this time, although the Council expects such amounts, if any, to be immaterial.

**NOTE 11 RISK MANAGEMENT**

The Council is exposed to various risks of losses related to torts; theft of, damage to and destruction of assets; errors and omissions; and natural disasters. These risks are financed and funded through participation in the Colorado Intergovernmental Risk Sharing Agency (CIRSA).

CIRSA is a separate legal entity established by member municipalities pursuant to the provisions of Colorado Revised Statutes and the Colorado Constitution.

**NORTHWEST COLORADO COUNCIL OF GOVERNMENTS  
NOTES TO FINANCIAL STATEMENTS  
DECEMBER 31, 2020**

**NOTE 11 RISK MANAGEMENT (CONTINUED)**

CIRSA is a joint self-insurance pool created by intergovernmental agreement to provide property, general and automobile liability and public official's coverage to its members. A seven-member Board elected by and from its members governs CIRSA.

Coverage is provided through pooling of self-insured losses and the purchase of excess insurance coverage. CIRSA has a legal obligation for claims against its members to the extent that funds are available in its annually established loss fund and those amounts are available from insurance providers under excess specific and aggregate insurance contracts. Losses incurred in excess of loss funds and amounts recoverable from excess insurance are direct liabilities of the participating members. CIRSA has indicated that the amount of any excess losses would be billed to members in proportion to their contributions in the year such excess occurs, although it is not legally required to do so.

The Council has not been informed of any excess losses that may have been incurred by the pool; there have been no claims in excess of insurance coverage in any of the past three years. There have been no significant changes in insurance coverage from the prior year in any of the major categories of risk.

**NOTE 12 STATE COMPLIANCE**

TABOR Amendment - In November 1992, Colorado voters passed the TABOR Amendment (Amendment 1) to the State Constitution, which limits state and local government tax powers and imposes spending limitations. Fiscal year 1993 provides the basis for limits in future years to which may be applied allowable increases for inflation and other factors. Revenue received in excess of the limitations may be required to be refunded unless an electorate vote to retain the revenue is passed. The TABOR Amendment is subject to many interpretations, but the Council has a legal opinion that it is not a "local government" subject to TABOR in part because it has no authority to tax or to issue general obligation debt.

**NOTE 13 COMPLIANCE**

The following funds may be in violation of state statutes as the expenditures exceed the appropriated budgets.

	Original Budget	Final Budget	Actual	Favorable (Unfavorable) Variance
<b>Total Expenditures</b>				
General Fund	8,345,695	8,345,695	9,290,498	(944,803)
Northwest Loan Fund	867,447	867,447	2,084,384	(1,216,937)
Foundation Fund	-	-	1,200	(1,200)



**NORTHWEST COLORADO COUNCIL OF GOVERNMENTS  
SCHEDULE OF REVENUES, EXPENDITURES AND CHANGES IN FUND BALANCE  
GOVERNMENTAL FUND – GENERAL FUND  
FOR THE YEAR ENDED DECEMBER 31, 2020  
(WITH COMPARATIVE TOTALS FOR THE YEAR ENDED DECEMBER 31, 2019)**

	Original and Final Budget	Actual Amounts	Variance with Final Budget Positive (Negative)	2019 Actual
<b>Revenues</b>				
Federal Sources				
Federal Contract Revenue	\$ 2,382,857	\$ 2,265,241	\$ (117,616)	\$ 2,228,163
State Sources				
State Contract Revenue	2,132,038	3,213,939	1,081,901	2,454,968
Membership Income				
County Pledges	274,197	274,196	(1)	259,625
Municipal Pledges	170,009	223,753	53,744	153,351
Associate Member Pledges	4,243	4,263	20	4,259
Water & Sanitation Income	11,773	11,667	(106)	11,574
Total Membership Income	<u>460,222</u>	<u>513,879</u>	<u>53,657</u>	<u>428,809</u>
Services Income				
Inspection Fees	510,000	487,700	(22,300)	329,325
Specialized Services	-	31,360	31,360	26,400
Other Service Income	195,640	178,080	(17,560)	180,178
Permit Review Fees	228,253	266,000	37,747	255,425
Total Services Income	<u>933,893</u>	<u>963,140</u>	<u>29,247</u>	<u>791,328</u>
Local Funding				
Local Funding	1,266,330	1,139,485	(126,845)	632,372
Matching Funds	12,000	64,445	52,445	928,375
Local Funding - NWCCOG Matching	105,777	226,255	120,478	150,030
Total Local Funding	<u>1,384,107</u>	<u>1,430,185</u>	<u>46,078</u>	<u>1,710,777</u>
Reimbursed Expenses				
Reimbursed Fees/Expenses	368,022	6,554	(361,468)	48,322
Other Income				
Internal Indirect Revenue	360,778	374,392	13,614	334,540
Other Income	483,132	426,646	(56,486)	247,658
Total Other Income	<u>843,910</u>	<u>801,038</u>	<u>(42,872)</u>	<u>582,198</u>
Direct Charges Income	89,086	91,652	2,566	99,333
Interest Income	17,000	9,348	(7,652)	29,898
<b>Total Revenues</b>	<u>8,611,135</u>	<u>9,294,976</u>	<u>683,841</u>	<u>8,373,796</u>

**NORTHWEST COLORADO COUNCIL OF GOVERNMENTS  
SCHEDULE OF REVENUES, EXPENDITURES AND CHANGES IN FUND BALANCE  
GOVERNMENTAL FUND – GENERAL FUND  
FOR THE YEAR ENDED DECEMBER 31, 2020  
(WITH COMPARATIVE TOTALS FOR THE YEAR ENDED DECEMBER 31, 2019)**

	Original and Final Budget	Actual Amounts	Variance with Final Budget Positive (Negative)	2019 Actual
<b>Expenditures</b>				
Current				
Wages and Benefits				
Salaries - Executive Director	118,778	124,290	(5,512)	128,723
Salaries - Program Director	306,773	247,157	59,616	186,651
Salaries - Assistant Director	74,998	92,865	(17,867)	88,200
Salaries - Program Staff	1,424,391	1,592,331	(167,940)	1,419,636
Salaries - Support	207,957	224,033	(16,076)	193,602
Taxes and Benefits	693,480	740,509	(47,029)	610,583
Background Check	-	100	(100)	421
Flex Administration Fee	850	2,409	(1,559)	1,326
Total Wages and Benefits	<u>2,827,227</u>	<u>3,023,694</u>	<u>(196,467)</u>	<u>2,629,142</u>
Contractual Services				
Contract Staff	264,537	343,511	(78,974)	414,851
Contract - Fiscal	46,372	45,640	732	50,810
Legal Expense	5,392	5,368	24	19,004
Auditing	23,800	27,150	(3,350)	25,800
Contract Services	245,882	226,418	19,464	286,697
Total Contractual	<u>585,983</u>	<u>648,087</u>	<u>(62,104)</u>	<u>797,162</u>
Office				
Office Supplies	28,834	50,095	(21,261)	34,216
Bank Charges	647	974	(327)	918
Credit Card Fees	396	396	-	795
Postage	2,740	5,848	(3,108)	4,422
Printing	8,351	13,459	(5,108)	2,668
Advertising	7,972	16,784	(8,812)	19,656
Internet	36,393	47,035	(10,642)	35,816
Dues and Subscription	21,954	23,922	(1,968)	31,490
Safety	-	8,004	(8,004)	-
Total Office	<u>107,287</u>	<u>166,517</u>	<u>(59,230)</u>	<u>130,845</u>
Facilities				
Rent & Utilities	132,989	145,347	(12,358)	123,177
Telephone	26,779	31,806	(5,027)	35,971
Insurance	28,996	25,551	3,445	28,161
Waste Removal	7,750	5,709	2,041	4,552
Total Facilities	<u>196,514</u>	<u>208,413</u>	<u>(11,899)</u>	<u>191,861</u>
Repair & Maintenance				
Equipment Maintenance & Repairs	42,469	24,510	17,959	26,285
Vehicle Repair & Maintenance	19,332	35,340	(16,008)	35,004
Gas, Oil & Supplies	41,508	39,096	2,412	51,620
Equipment Lease	59,448	79,221	(19,773)	69,915
Tools and Equipment	520,504	225,110	295,394	86,682
Broadband:7510 -+ Monthly Recurring Cost	1,665,237	1,311,380	353,857	375,556
Broadband:7550 -+ Network Operations Equipment	-	858,444	(858,444)	858,870
Total Repair & Maintenance	<u>2,348,498</u>	<u>2,573,101</u>	<u>(224,603)</u>	<u>1,503,932</u>

**NORTHWEST COLORADO COUNCIL OF GOVERNMENTS  
SCHEDULE OF REVENUES, EXPENDITURES AND CHANGES IN FUND BALANCE  
GOVERNMENTAL FUND – GENERAL FUND  
FOR THE YEAR ENDED DECEMBER 31, 2020  
(WITH COMPARATIVE TOTALS FOR THE YEAR ENDED DECEMBER 31, 2019)**

	Original and Final Budget	Actual Amounts	Variance with Final Budget Positive (Negative)	2019 Actual
Travel and Meetings				
Meeting Expense	-	350	(350)	-
Travel and Meetings	102,938	93,657	9,281	181,878
Training & Technical Assistance	15,537	41,872	(26,335)	35,355
Total Travel and Meetings	<u>118,475</u>	<u>135,879</u>	<u>(17,404)</u>	<u>217,233</u>
Pass-through Funds				
Pass-through Funds - Subcontracts	1,256,837	1,484,795	(227,958)	1,279,445
Pass-through Funds - Materials	248,789	337,390	(88,601)	405,019
Total Pass-Through Funds	<u>1,505,626</u>	<u>1,822,185</u>	<u>(316,559)</u>	<u>1,684,464</u>
Miscellaneous				
Bad Debts - Written Off	400	800	(400)	4,750
Program Expense	6,115	6,748	(633)	29,952
Program Supplies	1,750	2,035	(285)	3,971
Licenses and Permits	3,000	1,734	1,266	1,658
Purchased Food	-	499	(499)	1,326
Indirect Costs Applied	325,623	359,212	(33,589)	322,608
Local Match Cost	159,037	178,904	(19,867)	150,030
Total Miscellaneous	<u>495,925</u>	<u>549,932</u>	<u>(54,007)</u>	<u>516,649</u>
Capital Outlay	122,000	124,530	(2,530)	119,496
Debt Service				
Principal	17,980	17,980	-	17,254
Interest	20,180	20,180	-	20,906
<b>Total Expenditures</b>	<u>8,345,695</u>	<u>9,290,498</u>	<u>(944,803)</u>	<u>7,828,944</u>
Other Financing Sources				
Insurance proceeds	-	14,843	14,843	6,611
<b>Total Other Financing Sources</b>	<u>-</u>	<u>14,843</u>	<u>14,843</u>	<u>6,611</u>
<b>Net Change in Fund Balance</b>	265,440	19,321	(246,119)	551,462
<b>Fund Balance - Beginning of Year</b>	<u>3,426,989</u>	<u>1,804,229</u>	<u>(1,622,760)</u>	<u>1,252,767</u>
<b>Fund Balance - End of Year</b>	<u>\$ 3,692,429</u>	<u>\$ 1,823,550</u>	<u>\$ (1,868,879)</u>	<u>\$ 1,804,229</u>

**NORTHWEST COLORADO COUNCIL OF GOVERNMENTS  
SCHEDULE OF REVENUES, EXPENDITURES AND CHANGES IN FUND BALANCE  
GOVERNMENTAL FUND – NORTHWEST LOAN FUND  
FOR THE YEAR ENDED DECEMBER 31, 2020  
(WITH COMPARATIVE TOTALS FOR THE YEAR ENDED DECEMBER 31, 2019)**

	Original and Final Budget	Actual Amounts	Variance with Final Budget Positive (Negative)	2019 Actual
<b>Revenues</b>				
Federal Sources				
Federal Contract Revenue	\$ 1,055,088	2,084,994	\$ 1,029,906	\$ 237,340
Administration	79,574	84,644	5,070	37,974
State Sources				
State Contract Revenue	30,000	30,000	-	25,000
Reimbursed Expenses				
Reimbursed Fees/Expenses	-	20	20	(20)
Other Income				
Loan Principal and Interest	78,500	54,666	(23,834)	101,688
Interest Income	1,200	1,400	200	2,934
Miscellaneous	-	-	-	2,829
<b>Total Revenues</b>	<b>1,244,362</b>	<b>2,255,724</b>	<b>1,011,362</b>	<b>407,745</b>
<b>Expenditures</b>				
Current				
Wages and Benefits				
Salaries - Program Director	83,232	83,233	(1)	79,269
Office Wages	21,333	17,682	3,651	-
Taxes and Benefits	19,363	19,270	93	16,473
<b>Total Wages and Benefits</b>	<b>123,928</b>	<b>120,185</b>	<b>3,743</b>	<b>95,742</b>
Contractual Services				
Contract Staff	6,300	-	6,300	5,610
Contract - Fiscal	2,000	1,860	140	1,650
Contract Services	2,000	6,555	(4,555)	1,491
<b>Total Contractual</b>	<b>10,300</b>	<b>8,415</b>	<b>1,885</b>	<b>8,751</b>
Office				
Office Supplies	750	2,660	(1,910)	724
Fiscal Office	-	212	(212)	285
Program Expense	5,775	4,698	1,077	1,653
Bank Charges	25	12	13	22
Postage	350	356	(6)	290
Printing	-	-	-	90
Internet	-	100	(100)	-
Advertising	1,200	1,524	(324)	1,247
Administration	-	-	-	-
Dues and Subscription	6,425	4,872	1,553	2,624
<b>Total Office</b>	<b>14,525</b>	<b>14,434</b>	<b>91</b>	<b>6,935</b>
Facilities				
Rent & Utilities	2,596	2,596	-	2,504
Telephone	750	859	(109)	657
Insurance	-	-	-	19
<b>Total Facilities</b>	<b>3,346</b>	<b>3,455</b>	<b>(109)</b>	<b>3,180</b>

**NORTHWEST COLORADO COUNCIL OF GOVERNMENTS  
SCHEDULE OF REVENUES, EXPENDITURES AND CHANGES IN FUND BALANCE  
GOVERNMENTAL FUND – NORTHWEST LOAN FUND  
FOR THE YEAR ENDED DECEMBER 31, 2020  
(WITH COMPARATIVE TOTALS FOR THE YEAR ENDED DECEMBER 31, 2019)**

	Original and Final Budget	Actual Amounts	Variance with Final Budget Positive (Negative)	2019 Actual
Repair & Maintenance				
Tools & Equipment	-	1,382	(1,382)	550
Total Repairs & Maintenance	-	1,382	(1,382)	550
Travel and Meetings				
Travel and Meetings	5,600	8,784	(3,184)	10,451
Training & Technical Assistance	-	-	-	25
Total Travel and Meetings	5,600	8,784	(3,184)	10,476
Pass-Through Funds				
Pass-Through Funds	545,748	-	545,748	-
Miscellaneous				
Bad Debts	150,000	223,555	(73,555)	-
Licenses and Permits	500	10	490	42
Indirect Costs Applied	13,500	1,704,164	(1,690,664)	11,933
Total Miscellaneous	164,000	1,927,729	(1,763,729)	11,975
Total Expenditures	867,447	2,084,384	(1,216,937)	137,609
Net Change in Fund Balance	376,915	171,340	(205,575)	270,136
Fund Balance - Beginning of Year	3,065,207	3,065,207	-	2,795,071
Fund Balance - End of Year	<u>\$ 3,442,122</u>	<u>\$ 3,236,547</u>	<u>\$ (205,575)</u>	<u>\$ 3,065,207</u>

**NORTHWEST COLORADO COUNCIL OF GOVERNMENTS  
SCHEDULE OF REVENUES, EXPENDITURES AND CHANGES IN FUND BALANCE  
GOVERNMENTAL FUND – NWCCOG FOUNDATION FUND  
FOR THE YEAR ENDED DECEMBER 31, 2020  
(WITH COMPARATIVE TOTALS FOR THE YEAR ENDED DECEMBER 31, 2019)**

	Original and Final Budget	Actual Amounts	Variance with Final Budget Positive (Negative)	2019 Actual
<b>Revenues</b>				
Contributions	\$ -	\$ 153	\$ 153	\$ 329
Interest Income	-	6	6	52
Total Revenues	<u>-</u>	<u>159</u>	<u>159</u>	<u>381</u>
<b>Expenditures</b>				
Current				
Contract Services	-	1,200	(1,200)	1,200
Pass Through Funds	-	-	-	2,000
Indirect Cost Allocation	-	-	-	10
Total Expenditures	<u>-</u>	<u>1,200</u>	<u>(1,200)</u>	<u>3,210</u>
Net Change in Fund Balance	-	(1,041)	(1,041)	(2,829)
Fund Balance - Beginning of Year	<u>29,738</u>	<u>29,738</u>	<u>-</u>	<u>32,567</u>
Fund Balance - End of Year	<u>\$ 29,738</u>	<u>\$ 28,697</u>	<u>\$ (1,041)</u>	<u>\$ 29,738</u>

**NORTHWEST COLORADO COUNCIL OF GOVERNMENTS  
NOTES TO THE REQUIRED SUPPLEMENTARY INFORMATION  
DECEMBER 31, 2020**

**NOTE 1 BUDGET AND BUDGETARY ACCOUNTING**

The Northwest Colorado Council of Governments (NWCCOG) Council follows these procedures in establishing budgets:

- A. Budgets are required by state law for all governmental funds.
- B. Between October 1 and October 15, the proposed budget is submitted to the NWCCOG Council for the fiscal year commencing the following January 1.
- C. Prior to December 31, the budget is adopted and appropriations are authorized by resolution at the fund level for all funds.
- D. Budgets are adopted on a basis consistent with the accounting basis of all funds. Each fund's appropriated budget is prepared on a detailed line item basis. Revenues and expenditures are budgeted by program and in total by each fund. The total fund level constitutes the legal level of control. Expenditures may not exceed appropriations at this level. Within the fund level control basis, management may transfer appropriations without Board of Director approval. Budget revisions are presented to the Council for action at the July and December NWCCOG Council meetings.
- E. Budget amounts included in the budgetary comparison schedules are based on the final legally amended budget.
- F. Appropriations lapse at year-end.
- G. During the year ended December 31, 2020, the NWCCOG Council did not adopt supplemental appropriations.

	Original Budget	Revisions	Final Budget
General Fund	\$ 8,345,695	\$ -	\$ 8,345,695
Northwest Loan Fund	867,447	-	867,447
NWCCOG Foundation Fund	-	-	-

During the year ended December 31, 2020, the General Fund, Northwest Loan Fund, and Northwest Foundation Fund had actual expenditures exceeding final budgeted expenditures in the amount of \$944,803, \$1,216,937, and \$1,200, respectively. This may be a violation of Colorado State Statute.

**NORTHWEST COLORADO COUNCIL OF GOVERNMENTS  
SCHEDULE OF REVENUES, EXPENDITURES AND CHANGES IN FUND BALANCE  
GOVERNMENTAL FUND – GENERAL FUND  
REGIONAL BUSINESS  
FOR THE YEAR ENDED DECEMBER 31, 2020**

	Original and Final Budget	Actual Amounts	Variance with Final Budget Positive (Negative)
<b>Revenues</b>			
State Sources			
State Contract Revenue	\$ 40,000	\$ 31,371	\$ (8,629)
Membership Income			
County Pledges	177,656	177,655	(1)
Municipal Pledges	127,411	181,367	53,956
Subtotal Membership Income	<u>305,067</u>	<u>359,022</u>	<u>53,955</u>
Services Income			
Specialized Services	-	31,360	31,360
Subtotal Services Income	<u>-</u>	<u>31,360</u>	<u>31,360</u>
Local Funding			
Local Funding	26,400	-	(26,400)
Other Income			
Other Income	-	1,043	1,043
Interest Income	15,000	8,836	(6,164)
Total Revenues	<u>386,467</u>	<u>431,632</u>	<u>45,165</u>
<b>Expenditures</b>			
Current			
Wages and Benefits			
Salaries - Executive Director	82,491	73,014	9,477
Salaries - Program Staff	-	11,921	(11,921)
Taxes and Benefits	27,411	28,918	(1,507)
Total Wages and Benefits	<u>109,902</u>	<u>113,853</u>	<u>(3,951)</u>
Contractual Services			
Contract Staff	26,400	26,400	-
Total Contractual	<u>26,400</u>	<u>26,400</u>	<u>-</u>
Office			
Office Supplies	600	571	29
Bank Charges	427	732	(305)
Postage	70	155	(85)
Printing	6,500	8,133	(1,633)
Internet	50	566	(516)
Dues and Subscription	1,000	450	550
Total Office	<u>8,647</u>	<u>10,607</u>	<u>(1,960)</u>
Facilities			
Rent & Utilities	3,943	3,944	(1)
Telephone	726	965	(239)
Total Facilities	<u>4,669</u>	<u>4,909</u>	<u>(240)</u>
Repair & Maintenance			
Vehicle Repair & Maintenance	115	615	(500)
Travel and Meetings			
Meeting Expense	-	350	(350)
Gas, Oil & Supplies	1,000	905	95
Equipment Lease	5,785	6,558	(773)
Travel and Meetings	7,500	9,069	(1,569)
Training & Technical Assistance	1,400	3,486	(2,086)
Total Travel and Meetings	<u>15,685</u>	<u>20,368</u>	<u>(4,683)</u>
Pass-through Funds			
Pass-through Funds - Subcontracts	40,000	56,902	(16,902)
Miscellaneous			
Program Supplies	-	10	(10)
Indirect Costs Applied	12,373	12,740	(367)
Purchased Food	-	80	(80)
Local Match Cost	159,037	178,904	(19,867)
Total Miscellaneous	<u>171,410</u>	<u>191,734</u>	<u>(20,324)</u>
Total Expenditures	<u>376,828</u>	<u>425,388</u>	<u>(48,560)</u>
Net Change in Fund Balance	<u>\$ 9,639</u>	<u>\$ 6,244</u>	<u>\$ (3,395)</u>



**NORTHWEST COLORADO COUNCIL OF GOVERNMENTS  
SCHEDULE OF REVENUES, EXPENDITURES AND CHANGES IN FUND BALANCE  
GOVERNMENTAL FUND – GENERAL FUND  
ALPINE AREA AGENCY ON AGING (AAAA)  
FOR THE YEAR ENDED DECEMBER 31, 2020**

	Original and Final Budget	Actual Amounts	Variance with Final Budget Positive (Negative)
<b>Revenues</b>			
Federal Sources			
Federal Contract Revenue	\$ 621,786	\$ 766,425	\$ 144,639
State Sources			
State Contract Revenue	555,782	871,754	315,972
Local Funding			
Local Funding - NWCCOG Matching	28,781	81,888	53,107
Reimbursed Expenses			
Reimbursed Fees/Expenses	21,803	-	(21,803)
Other Income			
Other Income	49,432	-	(49,432)
<b>Total Revenues</b>	<u>1,277,584</u>	<u>1,720,067</u>	<u>442,483</u>
<b>Expenditures</b>			
<b>Current</b>			
<b>Wages and Benefits</b>			
Salaries - Program Director	104,831	137,790	(32,959)
Salaries - Program Staff	125,780	160,947	(35,167)
Taxes and Benefits	87,391	107,155	(19,764)
<b>Total Wages and Benefits</b>	<u>318,002</u>	<u>405,892</u>	<u>(87,890)</u>
<b>Contractual Services</b>			
Contract Staff	587	2,818	(2,231)
Contract Services	-	120	(120)
<b>Total Contractual</b>	<u>587</u>	<u>2,938</u>	<u>(2,351)</u>
<b>Office</b>			
Office Supplies	3,198	5,368	(2,170)
Bank Charges	120	150	(30)
Postage	895	1,330	(435)
Printing	801	801	-
Internet	18,413	22,739	(4,326)
Advertising	1,855	11,881	(10,026)
Dues and Subscription	2,593	2,130	463
<b>Total Office</b>	<u>27,875</u>	<u>44,399</u>	<u>(16,524)</u>
<b>Facilities</b>			
Rent & Utilities	11,799	14,158	(2,359)
Telephone	251	534	(283)
<b>Total Facilities</b>	<u>12,050</u>	<u>14,692</u>	<u>(2,642)</u>
<b>Travel and Meetings</b>			
Travel and Meetings	6,412	23,416	(17,004)
Training & Technical Assistance	2,299	2,742	(443)
<b>Total Travel and Meetings</b>	<u>8,711</u>	<u>26,158</u>	<u>(17,447)</u>
<b>Pass-through Funds</b>			
Pass-through Funds - Subcontracts	886,969	1,120,845	(233,876)
<b>Miscellaneous</b>			
Program Supplies	1,200	1,388	(188)
Purchased Food	-	172	(172)
Indirect Costs Applied	30,819	45,908	(15,089)
<b>Total Miscellaneous</b>	<u>32,019</u>	<u>47,468</u>	<u>(15,449)</u>
<b>Total Expenditures</b>	<u>1,286,213</u>	<u>1,662,392</u>	<u>(376,179)</u>
<b>Net Change in Fund Balance</b>	<u>\$ (8,629)</u>	<u>\$ 57,675</u>	<u>\$ 66,304</u>

**NORTHWEST COLORADO COUNCIL OF GOVERNMENTS  
SCHEDULE OF REVENUES, EXPENDITURES AND CHANGES IN FUND BALANCE  
GOVERNMENTAL FUND – GENERAL FUND  
CONNECT FOR HEALTH COLORADO – NW REGION HUB  
FOR THE YEAR ENDED DECEMBER 31, 2020**

	Original and Final Budget	Actual Amounts	Variance with Final Budget Positive (Negative)
<b>Revenues</b>			
Federal Sources			
Federal Contract Revenue	\$ -	\$ 218,070	\$ 218,070
State Sources			
State Contract Revenue	236,137	-	(236,137)
<b>Total Revenues</b>	<u>236,137</u>	<u>218,070</u>	<u>(18,067)</u>
<b>Expenditures</b>			
Current			
Contractual Services			
Contract Staff	-	103,960	(103,960)
Contract Services	119,150	-	119,150
Total Contractual	<u>119,150</u>	<u>103,960</u>	<u>15,190</u>
Travel and Meetings	3,520	2,168	1,352
Total Travel and Meetings	<u>3,520</u>	<u>2,168</u>	<u>1,352</u>
Pass-through Funds			
Pass-through Funds - Subcontracts	92,000	92,117	(117)
Miscellaneous			
Indirect Costs Applied	21,467	19,825	1,642
Total Miscellaneous	<u>21,467</u>	<u>19,825</u>	<u>1,642</u>
<b>Total Expenditures</b>	<u>236,137</u>	<u>218,070</u>	<u>18,067</u>
<b>Net Change in Fund Balance</b>	<u>\$ -</u>	<u>\$ -</u>	<u>\$ -</u>

**NORTHWEST COLORADO COUNCIL OF GOVERNMENTS  
SCHEDULE OF REVENUES, EXPENDITURES AND CHANGES IN FUND BALANCE  
GOVERNMENTAL FUND – GENERAL FUND  
ECONOMIC DEVELOPMENT DISTRICT  
FOR THE YEAR ENDED DECEMBER 31, 2020**

	Original and Final Budget	Actual Amounts	Variance with Final Budget Positive (Negative)
<b>Revenues</b>			
Federal Sources			
Federal Contract Revenue	\$ 170,000	\$ 170,000	\$ -
Local Funding			
Local Funding - NWCCOG Matching	70,000	69,996	(4)
<b>Total Revenues</b>	<b>240,000</b>	<b>239,996</b>	<b>(4)</b>
<b>Expenditures</b>			
Current			
Wages and Benefits			
Salaries - Executive Director	10,394	25,423	(15,029)
Salaries - Program Staff	79,196	79,911	(715)
Taxes and Benefits	33,081	32,062	1,019
Total Wages and Benefits	122,671	137,396	(14,725)
Contract Services	66,250	5,417	60,833
Total Contractual	66,250	5,417	60,833
Office			
Postage	20	13	7
Office Supplies	-	219	(219)
Internet	1,200	24	1,176
Advertising	5,000	1,043	3,957
Dues and Subscription	1,000	352	648
Total Office	7,220	1,651	5,569
Facilities			
Rent & Utilities	1,984	1,984	-
Total Facilities	1,984	1,984	-
Travel and Meetings			
Travel and Meetings	1,928	308	1,620
Training & Technical Assistance	500	56	444
Total Travel and Meetings	2,428	364	2,064
Pass-through Funds - Subcontracts			
Pass-through Funds - Subcontracts	-	56,322	(56,322)
Miscellaneous			
Program Supplies	100	-	100
Indirect Costs Applied	13,438	15,141	(1,703)
Total Miscellaneous	13,538	15,141	(1,603)
<b>Total Expenditures</b>	<b>214,091</b>	<b>218,275</b>	<b>(4,184)</b>
<b>Net Change in Fund Balance</b>	<b>\$ 25,909</b>	<b>\$ 21,721</b>	<b>\$ (4,188)</b>

**NORTHWEST COLORADO COUNCIL OF GOVERNMENTS  
SCHEDULE OF REVENUES, EXPENDITURES AND CHANGES IN FUND BALANCE  
GOVERNMENTAL FUND – GENERAL FUND  
ELEVATOR INSPECTION PROGRAM  
FOR THE YEAR ENDED DECEMBER 31, 2020**

	Original and Final Budget	Actual Amounts	Variance with Final Budget Positive (Negative)
<b>Revenues</b>			
Services Income			
Inspection Fees	\$ 510,000	\$ 487,700	\$ (22,300)
Permit Review Fees	228,253	266,000	37,747
Other Service Income	195,640	178,080	(17,560)
Other Income	433,700	425,603	(8,097)
Total Revenue	<u>1,367,593</u>	<u>1,357,383</u>	<u>(10,210)</u>
<b>Expenditures</b>			
Current			
Wages and Benefits			
Salaries - Executive Director	400	395	5
Salaries - Program Director	104,738	104,737	1
Salaries - Program Staff	313,076	311,673	1,403
Salaries - Support	108,707	122,886	(14,179)
Taxes and Benefits	192,402	172,026	20,376
Total Wages and Benefits	<u>719,323</u>	<u>711,717</u>	<u>7,606</u>
Contractual Services			
Contract Staff	7,500	1,702	5,798
Contract Services	8,450	17,410	(8,960)
Total Contractual	<u>15,950</u>	<u>19,112</u>	<u>(3,162)</u>
Office			
Office Supplies	2,400	2,429	(29)
Postage	250	325	(75)
Internet	-	1,065	(1,065)
Advertising	115	189	(74)
Dues and Subscription	75	48	27
Total Office	<u>2,840</u>	<u>4,056</u>	<u>(1,216)</u>
Facilities			
Rent & Utilities	8,598	8,598	-
Telephone	3,165	4,412	(1,247)
Insurance	60	60	-
Total Facilities	<u>11,823</u>	<u>13,070</u>	<u>(1,247)</u>
Repair & Maintenance			
Gas, Oil & Supplies	6,875	7,689	(814)
Equipment Lease	27,594	31,706	(4,112)
Tools and Equipment	500	-	500
Total Repair and Maintenance	<u>34,969</u>	<u>39,395</u>	<u>(4,426)</u>
Travel and Meetings			
Travel and Meetings	29,753	29,439	314
Training & Technical Assistance	500	175	325
Total Travel and Meetings	<u>30,253</u>	<u>29,614</u>	<u>639</u>
Miscellaneous			
Bad Debts - Written Off	400	800	(400)
Licenses and Permits	2,000	1,534	466
Program Expense	-	43	(43)
Program Supplies	450	613	(163)
Indirect Costs Applied	78,570	80,367	(1,797)
Total Miscellaneous	<u>81,420</u>	<u>83,357</u>	<u>(1,937)</u>
Total Expenditures	<u>896,578</u>	<u>900,321</u>	<u>(3,743)</u>
Net Change in Fund Balance	<u>\$ 471,015</u>	<u>\$ 457,062</u>	<u>\$ (13,953)</u>

**NORTHWEST COLORADO COUNCIL OF GOVERNMENTS  
SCHEDULE OF REVENUES, EXPENDITURES AND CHANGES IN FUND BALANCE  
GOVERNMENTAL FUND – GENERAL FUND  
ENERGY MANAGEMENT  
FOR THE YEAR ENDED DECEMBER 31, 2020**

	Original and Final Budget	Actual Amounts	Variance with Final Budget Positive (Negative)
<b>Revenues</b>			
Federal Sources			
Federal Contract Revenue	\$ 1,360,456	\$ 791,490	\$ (568,966)
State Sources			
State Contract Revenue	-	1,058,730	1,058,730
Local Funding			
Local Funding	5,000	44,354	39,354
Matching Funds	-	7,029	7,029
Reimbursed Fees/Expenses	342,586	5,337	(337,249)
Other Income			
Insurance Proceeds	-	14,147	14,147
<b>Total Revenues</b>	<u>1,708,042</u>	<u>1,921,087</u>	<u>213,045</u>
<b>Expenditures</b>			
<b>Current</b>			
<b>Wages and Benefits</b>			
Salaries - Executive Director	-	160	(160)
Salaries - Program Director	92,610	39	92,571
Salaries - Assistant Director	74,998	92,865	(17,867)
Salaries - Program Staff	653,115	766,766	(113,651)
Taxes and Benefits	256,434	300,421	(43,987)
<b>Total Wages and Benefits</b>	<u>1,077,157</u>	<u>1,160,251</u>	<u>(83,094)</u>
<b>Contractual Services</b>			
Contract Staff	13,646	-	13,646
Legal Expense	500	-	500
Contract Services	41,032	49,155	(8,123)
Contract - Fiscal	9,144	5,608	3,536
<b>Total Contractual</b>	<u>64,322</u>	<u>54,763</u>	<u>9,559</u>
<b>Office</b>			
Office Supplies	10,686	27,989	(17,303)
Credit Card Fees	396	396	-
Postage	580	3,360	(2,780)
Printing	600	134	466
Internet	-	2,808	(2,808)
Advertising	502	3,542	(3,040)
Dues and Subscription	1,236	1,333	(97)
Safety	-	8,004	(8,004)
<b>Total Office</b>	<u>14,000</u>	<u>47,566</u>	<u>(33,566)</u>
<b>Facilities</b>			
Rent & Utilities	57,977	69,021	(11,044)
Telephone	7,807	11,470	(3,663)
Insurance	14,460	7,353	7,107
<b>Total Facilities</b>	<u>80,244</u>	<u>87,844</u>	<u>(7,600)</u>
<b>Repair &amp; Maintenance</b>			
Equipment Maintenance & Repairs	5,782	1,929	3,853
Vehicle Repair & Maintenance	18,217	32,965	(14,748)
Gas, Oil & Supplies	32,933	29,785	3,148
Equipment Lease	-	12,388	(12,388)
Tools and Equipment	7,232	27,904	(20,672)
<b>Total Repair and Maintenance</b>	<u>64,164</u>	<u>104,971</u>	<u>(40,807)</u>
<b>Travel and Meetings</b>			
Travel and Meetings	37,275	19,943	17,332
Training & Technical Assistance	8,700	33,512	(24,812)
<b>Total Travel and Meetings</b>	<u>45,975</u>	<u>53,455</u>	<u>(7,480)</u>
<b>Pass-through Funds</b>			
Pass-through Funds - Materials	248,789	337,390	(88,601)
<b>Miscellaneous</b>			
Licenses and Permits	1,000	200	800
Indirect Costs Applied	112,391	129,205	(16,814)
<b>Total Miscellaneous</b>	<u>113,391</u>	<u>129,405</u>	<u>(16,014)</u>
Capital Outlay	-	100,083	(100,083)
<b>Total Expenditures</b>	<u>1,708,042</u>	<u>2,075,728</u>	<u>(367,686)</u>
<b>Net Change in Fund Balance</b>	<u>\$ -</u>	<u>\$ (154,641)</u>	<u>\$ (154,641)</u>

**NORTHWEST COLORADO COUNCIL OF GOVERNMENTS  
SCHEDULE OF REVENUES, EXPENDITURES AND CHANGES IN FUND BALANCE  
GOVERNMENTAL FUND – GENERAL FUND  
REGIONAL TRANSPORTATION COORDINATING COUNCIL  
FOR THE YEAR ENDED DECEMBER 31, 2020**

	Original and Final Budget	Actual Amounts	Variance with Final Budget Positive (Negative)
<b>Revenues</b>			
Federal Sources			
Federal Contract Revenue	\$ 83,977	\$ 92,015	\$ 8,038
State Sources			
State Contract Revenue	237,868	176,769	(61,099)
Local Funding			
Matching Funds	12,000	46,772	34,772
Local Funding	88,746	8,000	(80,746)
Reimbursed Expenses			
Reimbursed Fees/Expenses	1,133	1,132	(1)
<b>Total Revenues</b>	<b>423,724</b>	<b>324,688</b>	<b>(99,036)</b>
<b>Expenditures</b>			
Current			
Wages and Benefits			
Salaries - Program Director	200	198	2
Salaries - Program Staff	103,455	103,455	-
Taxes and Benefits	17,900	17,901	(1)
Total Wages and Benefits	121,555	121,554	1
Contractual Services			
Contract Services	1,500	2,082	(582)
Total Contractual	1,500	2,082	(582)
Office			
Office Supplies	1,750	1,053	697
Bank Charges	100	92	8
Postage	450	299	151
Printing	150	198	(48)
Internet	4,000	3,050	950
Advertising	500	-	500
Dues and Subscription	500	-	500
Total Office	7,450	4,692	2,758
Facilities			
Rent & Utilities	9,500	9,406	94
Telephone	250	241	9
Total Facilities	9,750	9,647	103
Travel and Meetings			
Travel and Meetings	850	687	163
Training & Technical Assistance	550	400	150
Total Travel and Meetings	1,400	1,087	313
Pass-through Funds			
Pass-through Funds - Subcontracts	237,868	158,609	79,259
Miscellaneous			
Program Supplies	-	24	(24)
Purchased Food	-	247	(247)
Indirect Costs Applied	16,000	15,548	452
Total Miscellaneous	16,000	15,819	181
<b>Total Expenditures</b>	<b>395,523</b>	<b>313,490</b>	<b>82,033</b>
<b>Net Change in Fund Balance</b>	<b>\$ 28,201</b>	<b>\$ 11,198</b>	<b>\$ (17,003)</b>

**NORTHWEST COLORADO COUNCIL OF GOVERNMENTS  
SCHEDULE OF REVENUES, EXPENDITURES AND CHANGES IN FUND BALANCE  
GOVERNMENTAL FUND – GENERAL FUND  
WATERSHED SERVICES  
FOR THE YEAR ENDED DECEMBER 31, 2020**

	Original and Final Budget	Actual Amounts	Variance with Final Budget Positive (Negative)
<b>Revenues</b>			
State Sources			
State Contract Revenue	\$ 9,600	\$ 5,541	\$ (4,059)
Local Funding			
Local Funding - NWCCOG Matching	6,996	6,996	-
<b>Total Revenues</b>	<b>16,596</b>	<b>12,537</b>	<b>(4,059)</b>
<b>Expenditures</b>			
Current			
Contractual Services			
Contract Staff	9,600	7,859	1,741
Legal Expense	-	488	(488)
<b>Total Contractual</b>	<b>9,600</b>	<b>8,347</b>	<b>1,253</b>
Office			
Postage	-	9	(9)
Dues and Subscription	100	-	100
<b>Total Office</b>	<b>100</b>	<b>9</b>	<b>91</b>
Travel and Meetings			
Travel and Meetings	1,500	-	1,500
<b>Total Travel and Meetings</b>	<b>1,500</b>	<b>-</b>	<b>1,500</b>
Miscellaneous			
Indirect Costs Applied	1,605	1,558	47
<b>Total Miscellaneous</b>	<b>1,605</b>	<b>1,558</b>	<b>47</b>
<b>Total Expenditures</b>	<b>12,805</b>	<b>9,914</b>	<b>2,891</b>
<b>Net Change in Fund Balance</b>	<b>\$ 3,791</b>	<b>\$ 2,623</b>	<b>\$ (1,168)</b>

**NORTHWEST COLORADO COUNCIL OF GOVERNMENTS  
SCHEDULE OF REVENUES, EXPENDITURES AND CHANGES IN FUND BALANCE  
GOVERNMENTAL FUND – GENERAL FUND  
EMERGENCY MANAGEMENT  
FOR THE YEAR ENDED DECEMBER 31, 2020**

	Original and Final Budget	Actual Amounts	Variance with Final Budget Positive (Negative)
<b>Revenues</b>			
Federal Sources			
Federal Contract Revenue	\$ 146,638	\$ 227,241	\$ 80,603
Total Revenues	<u>146,638</u>	<u>227,241</u>	<u>80,603</u>
<b>Expenditures</b>			
Current			
Contractual Services			
Contract Staff	52,000	47,802	4,198
Contract - Fiscal	-	2,804	(2,804)
Auditing	2,500	2,500	-
Total Contractual	<u>54,500</u>	<u>53,106</u>	<u>1,394</u>
Office			
Postage	50	48	2
Internet	200	200	-
Dues and Subscription	50	16	34
Total Office	<u>300</u>	<u>264</u>	<u>36</u>
Repair & Maintenance			
Tools and Equipment	-	169,481	(169,481)
Travel and Meetings			
Travel and Meetings	3,500	1,656	1,844
Training & Technical Assistance	1,338	1,338	-
Total Travel and Meetings	<u>4,838</u>	<u>2,994</u>	<u>1,844</u>
Capital Outlay	<u>87,000</u>	<u>-</u>	<u>87,000</u>
Total Expenditures	<u>146,638</u>	<u>225,845</u>	<u>(79,207)</u>
Net Change in Fund Balance	<u>\$ -</u>	<u>\$ 1,396</u>	<u>\$ 1,396</u>



**NORTHWEST COLORADO COUNCIL OF GOVERNMENTS  
SCHEDULE OF REVENUES, EXPENDITURES AND CHANGES IN FUND BALANCE  
GOVERNMENTAL FUND – GENERAL FUND  
PROJECT THOR  
FOR THE YEAR ENDED DECEMBER 31, 2020**

	Original and Final Budget	Actual Amounts	Variance with Final Budget Positive (Negative)
<b>Revenues</b>			
State Sources			
State Contract Revenue	\$ 930,008	\$ 919,364	\$ (10,644)
Local Funding			
Local Funding	1,031,184	1,031,184	-
Matching Funds	-	10,644	10,644
Total Revenue	<u>1,961,192</u>	<u>1,961,192</u>	<u>-</u>
<b>Expenditures</b>			
Current			
Wages and Benefits			
Salaries - Program Director	4,394	4,393	1
Taxes and Benefits	351	351	-
Total Wages and Benefits	<u>4,745</u>	<u>4,744</u>	<u>1</u>
Contractual Services			
Contract Staff			
Legal Expense	4,392	4,392	-
Total Contractual	<u>4,392</u>	<u>4,392</u>	<u>-</u>
Repair & Maintenance			
Broadband:7510 -+ Monthly Recurring Cost	1,665,237	1,311,380	353,857
Broadband:7550 -+ Network Operations Equipment	-	858,444	(858,444)
Tools and Equipment	512,772	27,725	485,047
Total Repair and Maintenance	<u>2,178,009</u>	<u>2,197,549</u>	<u>(19,540)</u>
Miscellaneous			
Indirect Costs Applied	659	659	-
Total Miscellaneous	<u>659</u>	<u>659</u>	<u>-</u>
Total Expenditures	<u>2,187,805</u>	<u>2,207,344</u>	<u>(19,539)</u>
Net Change in Fund Balance	<u>\$ (226,613)</u>	<u>\$ (246,152)</u>	<u>\$ (19,539)</u>

**NORTHWEST COLORADO COUNCIL OF GOVERNMENTS  
SCHEDULE OF REVENUES, EXPENDITURES AND CHANGES IN FUND BALANCE  
GOVERNMENTAL FUND – GENERAL FUND  
SUMMIT COUNTY WATER QUALITY  
FOR THE YEAR ENDED DECEMBER 31, 2020**

	Original and Final Budget	Actual Amounts	Variance with Final Budget Positive (Negative)
<b>Revenues</b>			
Local Funding			
Local Funding	\$ 29,000	\$ 30,250	\$ 1,250
Total Revenues	<u>29,000</u>	<u>30,250</u>	<u>1,250</u>
<b>Expenditures</b>			
Current			
Contract Staff	25,500	25,500	-
Total Contractual	<u>25,500</u>	<u>25,500</u>	<u>-</u>
Office			
Dues and Subscription	100	-	100
Total Office	<u>100</u>	<u>-</u>	<u>100</u>
Facilities			
Telephone	1,920	1,920	-
Total Facilities	<u>1,920</u>	<u>1,920</u>	<u>-</u>
Travel and Meetings			
Travel and Meetings	2,500	2,365	135
Total Travel and Meetings	<u>2,500</u>	<u>2,365</u>	<u>135</u>
Miscellaneous			
Indirect Costs Applied	2,820	2,738	82
Total Miscellaneous	<u>2,820</u>	<u>2,738</u>	<u>82</u>
Total Expenditures	<u>32,840</u>	<u>32,523</u>	<u>317</u>
Net Change in Fund Balance	<u>\$ (3,840)</u>	<u>\$ (2,273)</u>	<u>\$ 1,567</u>

**NORTHWEST COLORADO COUNCIL OF GOVERNMENTS  
SCHEDULE OF REVENUES, EXPENDITURES AND CHANGES IN FUND BALANCE  
GOVERNMENTAL FUND – GENERAL FUND  
WATER QUALITY / QUANTITY  
FOR THE YEAR ENDED DECEMBER 31, 2020**

	Original and Final Budget	Actual Amounts	Variance with Final Budget Positive (Negative)
<b>Revenues</b>			
State Sources			
State Contract Revenue	\$ -	\$ 50,237	50,237
Membership Income			
County Pledges	96,541	96,541	-
Municipal Pledges	42,598	42,386	(212)
Associate Member Pledges	4,243	4,263	20
Water & Sanitation Income	11,773	11,667	(106)
Subtotal Membership Income	<u>155,155</u>	<u>154,857</u>	<u>(298)</u>
Local Funding			
Local Funding	-	23,295	23,295
Reimbursed Expenses			
Reimbursed Fees/Expenses	-	85	85
Other Income			
Interest Income	2,000	512	(1,488)
Total Revenues	<u>157,155</u>	<u>228,986</u>	<u>71,831</u>
<b>Expenditures</b>			
Current			
Contractual Services			
Contract Staff	129,304	126,750	2,554
Contract Services	9,000	76,292	(67,292)
Total Contractual	<u>138,304</u>	<u>203,042</u>	<u>(64,738)</u>
Office			
Postage	50	21	29
Printing	200	-	200
Internet	30	-	30
Dues and Subscription	1,800	2,068	(268)
Total Office	<u>2,080</u>	<u>2,089</u>	<u>(9)</u>
Travel and Meetings			
Travel and Meetings	4,000	2,159	1,841
Total Travel and Meetings	<u>4,000</u>	<u>2,159</u>	<u>1,841</u>
Miscellaneous			
Indirect Costs Applied	12,771	12,399	372
Total Miscellaneous	<u>12,771</u>	<u>12,399</u>	<u>372</u>
Total Expenditures	<u>157,155</u>	<u>219,689</u>	<u>(62,534)</u>
Net Change in Fund Balance	<u>\$ -</u>	<u>\$ 9,297</u>	<u>\$ 9,297</u>

**NORTHWEST COLORADO COUNCIL OF GOVERNMENTS  
SCHEDULE OF REVENUES, EXPENDITURES AND CHANGES IN FUND BALANCE  
GOVERNMENTAL FUND – GENERAL FUND  
BROADBAND  
FOR THE YEAR ENDED DECEMBER 31, 2020**

	Original and Final Budget	Actual Amounts	Variance with Final Budget Positive (Negative)
<b>Revenues</b>			
State Sources			
State Contract Revenue	\$ 122,643	\$ 100,173	\$ (22,470)
Local Funding			
Local Funding	70,000	-	(70,000)
Local Funding - NWCCOG Matching	-	67,375	67,375
<b>Total Revenues</b>	<b>192,643</b>	<b>167,548</b>	<b>(25,095)</b>
<b>Expenditures</b>			
Current			
Wages and Benefits			
Salaries - Executive Director	1,493	1,493	-
Salaries - Program Staff	149,169	152,669	(3,500)
Taxes and Benefits	36,510	36,728	(218)
<b>Total Wages and Benefits</b>	<b>187,172</b>	<b>190,890</b>	<b>(3,718)</b>
Office			
Internet	-	60	(60)
Advertising	-	50	(50)
Dues and Subscription	1,500	1,336	164
<b>Total Office</b>	<b>1,500</b>	<b>1,446</b>	<b>54</b>
Facilities			
Rent & Utilities	2,388	2,389	(1)
Telephone	660	649	11
<b>Total Facilities</b>	<b>3,048</b>	<b>3,038</b>	<b>10</b>
Travel and Meetings			
Travel and Meetings	4,000	2,279	1,721
<b>Total Travel and Meetings</b>	<b>4,000</b>	<b>2,279</b>	<b>1,721</b>
Miscellaneous			
Program Expense	6,115	6,705	(590)
Indirect Costs Applied	22,710	23,124	(414)
<b>Total Miscellaneous</b>	<b>28,825</b>	<b>29,829</b>	<b>(1,004)</b>
<b>Total Expenditures</b>	<b>224,545</b>	<b>227,482</b>	<b>(2,937)</b>
<b>Net Change in Fund Balance</b>	<b>\$ (31,902)</b>	<b>\$ (59,934)</b>	<b>\$ (28,032)</b>

**NORTHWEST COLORADO COUNCIL OF GOVERNMENTS  
SCHEDULE OF REVENUES, EXPENDITURES AND CHANGES IN FUND BALANCE  
GOVERNMENTAL FUND – GENERAL FUND  
OFFICE CONDO (249 WARREN AVENUE)  
FOR THE YEAR ENDED DECEMBER 31, 2020**

	Original and Final Budget	Actual Amounts	Variance with Final Budget Positive (Negative)
<b>Revenues</b>			
Reimbursed Expenses			
Direct Charges Income	\$ 83,786	\$ 83,786	\$ -
Total Revenues	<u>83,786</u>	<u>83,786</u>	<u>-</u>
<b>Expenditures</b>			
Current			
Contractual Services			
Contract Services	500	-	500
Total Contractual	<u>500</u>	<u>-</u>	<u>500</u>
Facilities			
Mortgage Expense	38,160	38,160	-
Rent & Utilities	6,000	5,295	705
Waste Removal	3,400	3,396	4
Total Facilities	<u>47,560</u>	<u>46,851</u>	<u>709</u>
Repair & Maintenance			
Equipment Maintenance & Repairs	36,687	19,313	17,374
Total Repair & Maintenance	<u>36,687</u>	<u>19,313</u>	<u>17,374</u>
Capital Outlay	<u>35,000</u>	<u>24,447</u>	<u>10,553</u>
Total Expenditures	<u>119,747</u>	<u>90,611</u>	<u>29,136</u>
Net Change in Fund Balance	<u>\$ (35,961)</u>	<u>\$ (6,825)</u>	<u>\$ 29,136</u>

**NORTHWEST COLORADO COUNCIL OF GOVERNMENTS  
SCHEDULE OF REVENUES, EXPENDITURES AND CHANGES IN FUND BALANCE  
GOVERNMENTAL FUND – GENERAL FUND  
MOTOR POOL  
FOR THE YEAR ENDED DECEMBER 31, 2020**

	Original and Final Budget	Actual Amounts	Variance with Final Budget Positive (Negative)
<b>Revenues</b>			
Other Income			
Direct Charges Income	\$ 5,300	\$ 7,866	\$ 2,566
Insurance Proceeds	-	696	696
Total Revenues	<u>5,300</u>	<u>8,562</u>	<u>3,262</u>
<b>Expenditures</b>			
Current			
Contractual Services			
Contract - Fiscal	2,304	2,304	-
Total Contractual	<u>2,304</u>	<u>2,304</u>	<u>-</u>
Facilities			
Insurance	1,876	1,877	(1)
Total Facilities	<u>1,876</u>	<u>1,877</u>	<u>(1)</u>
Repair & Maintenance			
Equipment Maintenance & Repairs	-	24	(24)
Vehicle Repair & Maintenance	1,000	1,760	(760)
Gas, Oil & Supplies	700	717	(17)
Equipment Lease	8,269	8,348	(79)
Total Repair & Maintenance	<u>9,969</u>	<u>10,849</u>	<u>(880)</u>
Travel and Meetings			
Travel and Meetings	100	168	(68)
Total Travel and Meetings	<u>100</u>	<u>168</u>	<u>(68)</u>
Total Expenditures	<u>14,249</u>	<u>15,198</u>	<u>(949)</u>
Net Change in Fund Balance	<u>\$ (8,949)</u>	<u>\$ (6,636)</u>	<u>\$ 2,313</u>

**NORTHWEST COLORADO COUNCIL OF GOVERNMENTS  
SCHEDULE OF REVENUES, EXPENDITURES AND CHANGES IN FUND BALANCE  
GOVERNMENTAL FUND – GENERAL FUND  
INDIRECT  
FOR THE YEAR ENDED DECEMBER 31, 2020**

	Original and Final Budget	Actual Amounts	Variance with Final Budget Positive (Negative)
<b>Revenues</b>			
Local Funding			
Local Funding	\$ 16,000	\$ 2,402	\$ (13,598)
Reimbursed Expenses			
Reimbursed Fees/Expenses	2,500	-	(2,500)
Internal Indirect Revenue	360,778	374,392	13,614
<b>Total Revenues</b>	<b>379,278</b>	<b>376,794</b>	<b>(2,484)</b>
<b>Expenditures</b>			
Current			
Wages and Benefits			
Salaries - Executive Director	24,000	23,805	195
Salaries - Support	99,250	101,147	(1,897)
Salaries - Program Staff	600	4,989	(4,389)
Taxes and Benefits	42,000	44,947	(2,947)
Background Check	-	100	(100)
Flex Administration Fee	850	2,409	(1,559)
Total Wages and Benefits	<u>166,700</u>	<u>177,397</u>	<u>(10,697)</u>
Contractual Services			
Contract Staff	-	720	(720)
Contract Services	-	75,942	(75,942)
Contract - Fiscal	34,924	34,924	-
Auditing	21,300	24,650	(3,350)
Legal Expense	500	488	12
Total Contractual	<u>56,724</u>	<u>136,724</u>	<u>(80,000)</u>
Office			
Office Supplies	10,200	12,466	(2,266)
Postage	375	288	87
Printing	100	4,193	(4,093)
Internet	12,500	16,523	(4,023)
Advertising	-	79	(79)
Dues and Subscription	12,000	16,189	(4,189)
Total Office	<u>35,175</u>	<u>49,738</u>	<u>(14,563)</u>
Facilities			
Rent & Utilities	30,800	30,552	248
Telephone	12,000	11,615	385
Insurance	12,600	16,261	(3,661)
Waste Removal	4,350	2,313	2,037
Total Facilities	<u>59,750</u>	<u>60,741</u>	<u>(991)</u>
Repair & Maintenance			
Equipment Maintenance & Repairs	-	3,244	(3,244)
Equipment Lease	17,800	20,221	(2,421)
Total Repair & Maintenance	<u>17,800</u>	<u>23,465</u>	<u>(5,665)</u>
Travel and Meetings			
Travel and Meetings	100	-	100
Training & Technical Assistance	250	163	87
Total Travel and Meetings	<u>350</u>	<u>163</u>	<u>187</u>
<b>Total Expenditures</b>	<b>336,499</b>	<b>448,228</b>	<b>(111,729)</b>
<b>Net Change in Fund Balance</b>	<b>\$ 42,779</b>	<b>\$ (71,434)</b>	<b>\$ (114,213)</b>



**INDEPENDENT AUDITORS' REPORT ON INTERNAL CONTROL OVER  
FINANCIAL REPORTING AND ON COMPLIANCE AND OTHER MATTERS  
BASED ON AN AUDIT OF FINANCIAL STATEMENTS PERFORMED IN  
ACCORDANCE WITH GOVERNMENT AUDITING STANDARDS**

Board of Directors  
Northwest Colorado Council of Governments  
Silverthorne, Colorado

We have audited, in accordance with the auditing standards generally accepted in the United States of America and the standards applicable to financial audits contained in *Government Auditing Standards* issued by the Comptroller General of the United States, the financial statements of the governmental activities and each major fund information of the Northwest Colorado Council of Governments, as of and for the year ended December 31, 2020, and the related notes to the financial statements, which collectively comprise Northwest Colorado Council of Governments' basic financial statements, and have issued our report thereon dated June 15, 2021.

**Internal Control Over Financial Reporting**

In planning and performing our audit of the financial statements, we considered the Northwest Colorado Council of Governments' internal control over financial reporting (internal control) as a basis for designing audit procedures that are appropriate in the circumstances for the purpose of expressing our opinions on the financial statements, but not for the purpose of expressing an opinion on the effectiveness of the Northwest Colorado Council of Governments' internal control. Accordingly, we do not express an opinion on the effectiveness of the Northwest Colorado Council of Governments' internal control.

*A deficiency in internal control* exists when the design or operation of a control does not allow management or employees, in the normal course of performing their assigned functions, to prevent, or detect and correct, misstatements on a timely basis. A *material weakness* is a deficiency, or a combination of deficiencies, in internal control, such that there is a reasonable possibility that a material misstatement of the entity's financial statements will not be prevented, or detected and corrected on a timely basis. A *significant deficiency* is a deficiency, or a combination of deficiencies, in internal control that is less severe than a material weakness, yet important enough to merit attention by those charged with governance.

Our consideration of internal control was for the limited purpose described in the first paragraph of this section and was not designed to identify all deficiencies in internal control that might be material weaknesses or significant deficiencies and therefore, material weaknesses or significant deficiencies may exist that have not been identified. Given these limitations, during our audit we did not identify any deficiencies in internal control that we consider to be material weaknesses. We did identify a certain deficiency in internal control, described in the accompanying schedule of findings and questioned costs as item 2020-001 that we consider to be a significant deficiency.



### **Compliance and Other Matters**

As part of obtaining reasonable assurance about whether the Northwest Colorado Council of Governments' financial statements are free from material misstatement, we performed tests of its compliance with certain provisions of laws, regulations, contracts, and grant agreements, noncompliance with which could have a direct and material effect on the financial statements. However, providing an opinion on compliance with those provisions was not an objective of our audit, and accordingly, we do not express such an opinion. The results of our tests disclosed no instances of noncompliance or other matters that are required to be reported under *Government Auditing Standards*.

### **Northwest Colorado Council of Governments' Response to Findings**

Northwest Colorado Council of Governments' response to the findings identified in our audit is described in the accompanying schedule of findings and questions costs. Northwest Colorado Council of Governments' response was not subjected to the auditing procedures applied in the audit of the financial statements and, accordingly, we express no opinion on it.

### **Purpose of this Report**

The purpose of this report is solely to describe the scope of our testing of internal control and compliance and the result of that testing, and not to provide an opinion on the effectiveness of the entity's internal control or on compliance. This report is an integral part of an audit performed in accordance with *Government Auditing Standards* in considering the entity's internal control and compliance. Accordingly, this communication is not suitable for any other purpose.



**CliftonLarsonAllen LLP**

Greenwood Village, Colorado  
June 15, 2021



**INDEPENDENT AUDITORS' REPORT ON COMPLIANCE FOR EACH MAJOR  
FEDERAL PROGRAM, REPORT ON INTERNAL CONTROL OVER COMPLIANCE  
REQUIRED BY THE UNIFORM GUIDANCE**

Board of Directors  
Northwest Colorado Council of Governments  
Silverthorne, Colorado

**Report on Compliance for Each Major Federal Program**

We have audited the Northwest Colorado Council of Governments' compliance with the types of compliance requirements described in the *OMB Compliance Supplement* that could have a direct and material effect on the Northwest Colorado Council of Governments' major federal program for the year ended December 31, 2020. Northwest Colorado Council of Governments' major federal program is identified in the summary of auditors' results section of the accompanying schedule of findings and questioned costs.

***Management's Responsibility***

Management is responsible for compliance with federal statutes, regulations, and the terms and conditions of its federal awards applicable to its federal programs.

***Auditors' Responsibility***

Our responsibility is to express an opinion on compliance of the Northwest Colorado Council of Governments' major federal program based on our audit of the types of compliance requirements referred to above. We conducted our audit of compliance in accordance with auditing standards generally accepted in the United States of America; the standards applicable to financial audits contained in *Government Auditing Standards*, issued by the Comptroller General of the United States; and the audit requirements of Title 2 U.S. *Code of Federal Regulations* Part 200, *Uniform Administrative Requirements, Cost Principles, and Audit Requirements for Federal Awards* (Uniform Guidance). Those standards and the Uniform Guidance require that we plan and perform the audit to obtain reasonable assurance about whether noncompliance with the types of compliance requirements referred to above that could have a direct and material effect on a major federal program occurred. An audit includes examining, on a test basis, evidence about the Northwest Colorado Council of Governments' compliance with those requirements and performing such other procedures as we considered necessary in the circumstances.

We believe that our audit provides a reasonable basis for our opinion on compliance for the major federal program. However, our audit does not provide a legal determination of the Northwest Colorado Council of Governments' compliance.

***Opinion on the Major Federal Program***

In our opinion, the Northwest Colorado Council of Governments complied, in all material respects, with the types of compliance requirements referred to above that could have a direct and material effect on its major federal program for the year ended December 31, 2020.

**Report on Internal Control Over Compliance**

Management of the Northwest Colorado Council of Governments is responsible for establishing and maintaining effective internal control over compliance with the types of compliance requirements referred to above. In planning and performing our audit of compliance, we considered the Northwest Colorado Council of Governments' internal control over compliance with the types of requirements that could have a direct and material effect on each major federal program to determine the auditing procedures that are appropriate in the circumstances for the purpose of expressing an opinion on compliance for the major federal program and to test and report on internal control over compliance in accordance with the Uniform Guidance, but not for the purpose of expressing an opinion on the effectiveness of internal control over compliance. Accordingly, we do not express an opinion on the effectiveness of the Northwest Colorado Council of Governments' internal control over compliance.

*A deficiency in internal control over compliance* exists when the design or operation of a control over compliance does not allow management or employees, in the normal course of performing their assigned functions, to prevent, or detect and correct, noncompliance with a type of compliance requirement of a federal program on a timely basis. *A material weakness in internal control over compliance* is a deficiency, or a combination of deficiencies, in internal control over compliance, such that there is a reasonable possibility that material noncompliance with a type of compliance requirement of a federal program will not be prevented, or detected and corrected, on a timely basis. *A significant deficiency in internal control over compliance* is a deficiency, or a combination of deficiencies, in internal control over compliance with a type of compliance requirement of a federal program that is less severe than a material weakness in internal control over compliance, yet important enough to merit attention by those charged with governance.

Our consideration of internal control over compliance was for the limited purpose described in the first paragraph of this section and was not designed to identify all deficiencies in internal control over compliance that might be material weaknesses or significant deficiencies and therefore, material weaknesses or significant deficiencies may exist that have not been identified. We did not identify any deficiencies in internal control over compliance that we consider to be material weaknesses.

The purpose of this report on internal control over compliance is solely to describe the scope of our testing of internal control over compliance and the results of that testing based on the requirements of the Uniform Guidance. Accordingly, this report is not suitable for any other purpose.



**CliftonLarsonAllen LLP**

Greenwood Village, Colorado  
June 15, 2021

**NORTHWEST COLORADO COUNCIL OF GOVERNMENTS  
SCHEDULE OF EXPENDITURES OF FEDERAL AWARDS  
DECEMBER 31, 2020**

Federal Grantor/Pass through Grantor/ Program or Cluster Title	Federal CFDA Number	Pass-Through Entity Identifying Number	Passed Through to Subrecipients	Federal Expenditures
<b>Department of Commerce</b>				
Economic Development Support for Planning Organizations	11.302		\$ -	\$ 70,000
Economic Adjustment Assistance	11.307		-	100,000
Total Department of Commerce Direct Programs			-	170,000
<b>Department of Housing and Urban Development</b>				
Colorado Department of Local Affairs				
Community Development Block Grants	14.228	F16CDB16602	-	399,000
Total Department of Housing and Urban Development			-	399,000
<b>Department of Transportation</b>				
Colorado Department of Transportation				
Capital Assistance Program for Elderly Persons and Persons with Disabilities	20.513		-	92,015
Total for Department of Transportation			-	92,015
<b>Department of Energy</b>				
Colorado Department of Local Affairs				
Weatherization Assistance for Low Income Persons	81.042		-	1,034,045
Total Department of Energy			-	1,034,045
<b>Department of Health and Human Services</b>				
Colorado Department of Human Services				
Special Program for the Aging				
Title III, Part D Disease Prevention & Health Promotion	93.043		-	321
Title VII, Chapter 2, Long Term Care Ombudsman Services	93.042		-	723
Aging Cluster				
Title III, Admin.	93.044		-	8,846
Title III, Part B Grants for Supportive Services	93.044		-	195,999
Title III, NSIP C-1	93.045		-	17,111
Title III, NSIP C-2	93.045		-	3,978
Title III, Part C-1	93.045		-	238,008
Title III, Part C-2	93.045		-	124,363
Total Aging Cluster			-	588,305
Title III, Part E - National Family Caregiver Support	93.052		-	118,471
Total Department of Health and Human Services			-	707,820
<b>Agency for International Development</b>				
Cooperative Development Program	94.002		-	58,606
Total Agency for International Development			-	58,606
<b>Department of Homeland Security</b>				
Homeland Security Grant Program	97.067		-	227,241
Total Department of Homeland Security			-	227,241
<b>U.S. Treasury</b>				
Passed through Colorado Housing and Finance Authority				
Coronavirus Relief Fund	21.019		-	1,688,995
Total U.S. Treasury			-	1,688,995
Total Expenditures of Federal Awards			\$ -	\$ 4,377,722

See accompanying Notes to Schedule of Expenditures of Federal Awards.

**NORTHWEST COLORADO COUNCIL OF GOVERNMENTS  
NOTES TO SCHEDULE OF EXPENDITURES OF FEDERAL AWARDS  
DECEMBER 31, 2020**

**NOTE 1 BASIS OF PRESENTATION**

The accompanying schedule of expenditures of federal awards (the "Schedule") includes the federal award activity of Northwest Colorado Council of Governments under programs of the federal government for the year ended December 31, 2020. The information in this Schedule is presented in accordance with the requirements of 2 CFR Part 200, *Uniform Administrative Requirements, Cost Principles, and Audit Requirements for Federal Awards (Uniform Guidance)*. Because the Schedule presents only a selected portion of the operations of the Northwest Colorado Council of Governments, it is not intended to and does not present the financial position or changes in net position of the Northwest Colorado Council of Governments.

**NOTE 2 SUMMARY OF SIGNIFICANT ACCOUNTING POLICIES**

Revenue from federal awards is recognized when the Council has done everything necessary to establish its right to revenue. For governmental funds, revenue from federal grants is recognized when it becomes both measurable and available. Expenditures of federal awards are recognized in the accounting period when the liability is incurred. The Northwest Colorado Council of Governments has elected to not use the 10-percent de minimis indirect cost rate as allowed under the Uniform Guidance.

**NOTE 3 SUBRECIPIENTS**

The Council did not fund any subrecipients.

**NORTHWEST COLORADO COUNCIL OF GOVERNMENTS  
SCHEDULE OF FINDINGS AND QUESTIONED COSTS  
YEAR ENDED DECEMBER 31, 2020**

***Section I – Summary of Auditors’ Results***

***Financial Statements***

1. Type of auditors’ report issued: Unmodified
2. Internal control over financial reporting:
- Material weakness(es) identified? \_\_\_\_\_ yes        x   no
  - Significant deficiency(ies) identified?   x   yes      \_\_\_\_\_ none reported
3. Noncompliance material to financial statements noted? \_\_\_\_\_ yes        x   no

***Federal Awards***

1. Internal control over major federal programs:
- Material weakness(es) identified? \_\_\_\_\_ yes        x   no
  - Significant deficiency(ies) identified? \_\_\_\_\_ yes        x   none reported
2. Type of auditors’ report issued on compliance for major federal programs: Unmodified
3. Any audit findings disclosed that are required to be reported in accordance with 2 CFR 200.516(a)? \_\_\_\_\_ yes        x   no

***Identification of Major Federal Programs***

**CFDA Number(s)**

21.019

**Name of Federal Program or Cluster**

Coronavirus Relief Fund

Dollar threshold used to distinguish between Type A and Type B programs:

\$   750,000  

Auditee qualified as low-risk auditee?

  x   yes      \_\_\_\_\_ no

**NORTHWEST COLORADO COUNCIL OF GOVERNMENTS  
SCHEDULE OF FINDINGS AND QUESTIONED COSTS  
YEAR ENDED DECEMBER 31, 2020**

---

***Section II – Financial Statement Findings***

---

**2020-001**

Type of Finding:

- Significant Deficiency in Internal Control over Financial Reporting

**Condition:** Northwest Colorado Council of Governments (the Council) did not record additions to vehicles in the government-wide capital assets depreciation schedule.

**Criteria or specific requirement:** Expenditures incurred for vehicles should be recorded as additions to depreciable capital assets when the asset is placed in service.

**Context:** During the fiscal year ended December 31, 2020, the Council recorded approximately \$100 thousand to repairs and maintenance expense for the purchase of two vehicles. However, the Council should have recorded this amount as additions to vehicles on the capital asset listing and began depreciating the assets during 2020.

**Effect:** Capital assets for governmental activities, specifically vehicles, were understated as of December 31, 2020.

**Cause:** The Council accurately reflected the expenditures during the fiscal year; however, the Council did not accurately report the expenditures as additions to vehicles for the fiscal year ended December 31, 2020 resulting in understatement of capital assets.

**Repeat finding:** Not a repeat finding.

**Recommendation:** We recommend the Council perform a detailed review of all capital related expenditures at the conclusion of the fiscal year to determine whether capital outlay related purchases are accurately reflected as capital assets at the conclusion of each fiscal year.

**Views of responsible officials and planned corrective actions:** The purchase of these vehicles by grant funds via reimbursement are property of the granting program, and the assets would need to be returned to the granting agency if the program were terminated for any reason. However, we recognize CLA's view that all capital asset purchases made through NWCCOG should be added to the government-wide capital asset depreciation schedule and begin depreciating at the time of their purchase. After reviewing CLA's recommendations, we agree that the two vehicles should have been added to the depreciation schedule and began depreciation during 2020. Our planned corrective action is to immediately begin stricter monitoring of capital outlay related purchases throughout the year, followed by a detailed review of all capital related expenditures and their reflection as capital assets at the end of each fiscal year.

---

***Section III – Findings and Questioned Costs – Major Federal Programs***

---

Our single audit did not disclose any matters required to be reported in accordance with *Government Auditing Standards*.

**NORTHWEST COLORADO COUNCIL OF GOVERNMENTS  
SUMMARY SCHEDULE OF PRIOR AUDIT FINDINGS  
YEAR ENDED DECEMBER 31, 2020**

Northwest Colorado Council of Governments respectfully submits the following summary schedule of prior audit findings for the year ended December 31, 2020.

Audit period: December 31, 2020

The findings from the prior audit's schedule of findings and questioned costs are discussed below. The findings are numbered consistently with the numbers assigned in the prior year.

**FINDINGS—FINANCIAL STATEMENT AUDIT**

There were no financial audit findings in the prior year.

**FINDINGS— FEDERAL AWARD PROGRAMS AUDITS**

There were no federal award program audit findings in the prior year.

If there are questions regarding this schedule, please call Jon Stavney, Executive Director, at 970-471-9050.