



AGENDA

Thursday, May 26, 2022

CONFERENCE CALL ONLY—NO IN-PERSON MTG

NWCCOG 10 a.m. – 12 p.m.

EDD 12:30 p.m. – 2:30 p.m.

VIDEO & PHONE CONFERENCE INFORMATION

Join Zoom Meeting

<https://us06web.zoom.us/j/88166216134?pwd=MFB0Z2VRVEpHSXhYZHRubVRXc3poZz09>

Meeting ID: 881 6621 6134

Passcode: 119033

Phone: 1 669 900 6833 US

NWCCOG COUNCIL BOARD MEETING

10:00 a.m.	1.	Call to Order – NWCCOG Council Chair, Alyssa Shenk	
	2.	Roll Call and Determination of Quorum	
	*3.	ACTION COG: Minutes from March 2022 Council Meeting	Pgs. 3-5
	*4.	ACTION COG: 1 st Quarter Financials <ul style="list-style-type: none"> - NWCCOG – List of Payments - NWCCOG – Balance Sheet - NWCCOG – Statement of Revenues and Expenditures 	Pgs. 6-18
	5.	UPDATE COG: NLF Reports <ul style="list-style-type: none"> - Documents are for review, not approval - Northwest Loan Fund – Risk Ratings - Northwest Loan Fund – Portfolio Summary - Loan Policy Excerpt as reference for Risk Ratings 	Pgs. 19-27
10:15 a.m.	6.	UPDATE: Energy Budget Review/Forecasting for the purchase of warehouse - Doug Jones, Energy Program Director <ul style="list-style-type: none"> - Review Memo and spreadsheets - Answer Question, is Program up to task of projected growth? - Update on Building Purchase, Loan and Service Agreement with EC 	Pgs. 28-34
	7.	RECOGNITION: Greg Winkler, retiring, Broadband 10-year Report Dedicated to Greg, Award at Mountain Connect	
10:45 a.m.	8.	Presentation: NWCCOG Budgeting Practices Regional Report – Jon Stavney <ul style="list-style-type: none"> - Final PDF may be available by Council Meeting - Jon will review content from Draft or Final Report to Council - Discuss key findings, group discussion https://www.nwccog.org/programs/member-services/reports/	website
11:00 a.m.	9.	Presentation: ResourceX Chris Fabian – <ul style="list-style-type: none"> - This consultant presented at CCCMA this year and has assisted major cities, including Fort Collins to align budgeting with priorities, measure impacts, and dashboard results - 21st Century Budgeting Presentation 	Pgs. 35-38
	10.	DISCUSSION: UPCOMING DOLA GRANT – AUGUST <ul style="list-style-type: none"> - IDEAS: Regional Cohort for Priority Based Budget Project? - Other Report Ideas: STR Polices Case Studies with CAST? - Other Ideas 	
11:25a.m.	11.	Director Updates <ul style="list-style-type: none"> - Torie Jarvis transition of jobs 	Pg. 39
	12.	QUESTION COG: should we sponsor Mountain Towns 2030 in Breckenridge?	Pgs. 40-52

	13.	DISCUSSION: Regional Advisory Council (RAC) Grant Review Committee's recommendation for Vintage SFY 22-24 funding: Erin Fisher, Vintage Director - According to the Vintage Policy & Procedure manual, our governing organization, the NWCCOG Council, reviews provider contract proposals and recommendations	Pgs. 53-54
	14.	Program Updates: - Summary document in the packet. If you have any questions for our programs that may benefit the whole group, please ask for further detail at this time.	Pgs. 55-58
11:35 a.m.	15.	Legislative Updates: Invite input	
	16.	Member Updates: Invite input	
	17.	New Business - Request to Modify terms of EIAF BO17 to Allow Purchase of IRU from Alternate Vendor - Should July and October Meetings be in Person in Silverthorne? - Discuss possible change of date for August meeting	Pgs. 59-60
11:59 a.m.	*18.	Adjourn NWCCOG Meeting - 30 Min Break for Lunch – can stay on Zoom or log in again	
<u>NEXT NWCCOG MEETING:</u> Thursday, July 7, 2022 Conference Call from 10am – 12pm <u>NWCCOG Officers:</u> NWCCOG Council Chair – Alyssa Shenk, NWCCOG Council Vice-Chair – Patti Clapper NWCCOG Council Secretary-Treasurer – Carolyn Skowrya <u>NWCCOG Executive Committee:</u> Region XII county members –Josh Blanchard, Patti Clapper, Jeanne McQueeney, Kristen Manguso, and Coby Corkle. Municipal members – Alyssa Shenk, Andy Miller, Carolyn Skowrya, and Patty McKenny.			

* requires a vote

NWCCOG ECONOMIC DEVELOPMENT DISTRICT (EDD) BOARD MEETING

12:30 p.m.	1.	Call to Order – EDD Board Chair, DiAnn Butler	
	2.	Roll Call and Determination of Quorum	
	*3.	ACTION: March 2022 EDD Meeting Minutes	Pgs. 61-62
12:35 p.m.	4.	UPDATE: Workforce Update – CDLE Tea	
1:00 p.m.	5.	UPDATE: Program Update – Rachel Tuyn, EDD Director	
1:30 p.m.	6.	UPDATE: Board Member Updates - All	
2:30 p.m.	*8.	Adjourn NWCCOG Meeting	
<u>NEXT EDD BOARD MEETING:</u> Thursday, July 7, 2022 Conference Call from 12:30pm – 2:30pm <u>EDD Officers:</u> EDD Chair – DiAnn Butler, EDD Vice-Chair – Patti Clapper, EDD Secretary-Treasurer – Kristen Manguso			

* requires a vote



Northwest Colorado Council of Governments

NWCCOG Council Meeting

March 24, 2022

Conference Call Only ("Present" means on the call")

Council & EDD Board Members Present:

Alyssa Shenk, Town of Snowmass Village
Carolyn Skowrya, Town of Dillon
Jeanne McQueeney, Eagle County
Skippy Mesirow, City of Aspen
Tim Corrigan, Routt County
Josh Blanchard, Summit County
Tamra Nottingham Underwood, Town of Avon
Patty Clapper, Pitkin County
Geoff Grimmer, Town of Eagle
Ed Cannon, Town of Frasier
Jennifer Ooton, City of Glenwood Springs
Kristin Brownson, Town of Breckenridge
Sara Nadolny, Town of Basalt

Others Present:

Greg Winkler, DOLA
Jessica Valand, CDLE
Erin McCuskey, SBDC
Emma Marion, Rep. Neguse
Keely Ellis, OEDIT
Matt Kireker, Sen. Bennet
Janeth Stangle, Sen. Hickenlooper

NWCCOG Staff:

Jon Stavney
Anita Cameron
Becky Walter
Doug Jones
Rachel Tuyn
Erin Fisher
Talai Shirey
Nate Walowitz

Call to Order

Alyssa Shenk, NWCCOG Council Chair, called the Northwest Colorado Council of Governments (NWCCOG) meeting to order at 10:00am. Roundtable introductions were completed, and a quorum was present for the group.

Approval of January 2022 Council Meeting Minutes

M/S: Ed Cannon/Carolyn Skowrya to approve the January 2022 Council Meeting Minutes as presented

Passed: Yes

Approval of 2021 NWCCOG Final End of the Year Financials

Jon presented the NWCCOG Final End of the Year Financials. There were no questions.

M/S: Patty Clapper/Carolyn Skowrya to approve the Final End of Year financials for NWCCOG as presented

Passed: Yes

NLF Financials

The End of Year NLF Financials were approved at the January Council meeting. Today's financials are for presentation only. Two new risk ratings were created due to a potential foreclosure however there is no need to foreclose on any property at this time.

Approval to Authorize NWCCOG to Purchase Warehouse for Energy Program

Doug and Jon announced a partnership with Eagle County to expand the Beneficial Electrification (BEECH) Program. The Energy Department is growing both BEECH and WAP programs and the current space is at capacity. Doug found centrally located industrial space for sale in Gypsum which NWCCOG has placed under contract. The purchase price will include \$200k in tenant finishes including an office, conference room, two restrooms, car charging stations and a secured fenced yard. Colorado Energy Office is pledging \$300K to expand the BEECH Program and Eagle County is providing \$428K toward the purchase of the warehouse. Colorado Energy Program will cover the monthly costs including utilities for at least the next five years. The closing date is currently set for the beginning of July. The tenant finishes will begin once NWCCOG owns the building. A discussion was had regarding additional expenses for hiring staff and how NWCCOG would support the expenses should the state pull funding. NWCCOG Fiscal forecasting shows that all additional expenses, including staffing, are within the CEO funding which is expected to increase over the next five years up to

3.1M. Fiscal will prepare hiring forecasting to share at the May Council Meeting. Doug will request additional bids for the tenant finishes. The request for motion included a variety of related items which were outlined in the Director's memo and were moved together in omnibus form including such actions as authorizing the loan, use of COG funds, completing contracts with seller and contractor as well as executing an agreement with Eagle County for the program. More detail refer to memo in the packet.

M/S: Carolyn Skowrya/Geoff Grimmer I move to authorize the Energy Program Director and Executive Director to take the actions as presented to purchase property for the Energy Program.

Passed: Yes

Approval of IT Policy Update to Include PII and HIPAA

Jon presented the updated IT Policy to include necessary PII and HIPA language which was provided from Axiom and NWCCOG IT and has been reviewed by CIRSA. Alyssa had made a cursory review of the document. Jon noted that Sam at CIRSA had also edited the document. This is an evolving document which will be updated as needed.

M/S: Patty Clapper/Tamra Underwood to approve the updated IT Policy update as presented

Passed: Yes

NWCCOG Awarded DOLA Grant for THOR

Nate Walowitz presented details of the recent grant award for THOR expansion and enhancements which has been identified as being "Of Statewide Interest". NWCCOG was awarded the DOLA Grant for THOR which will provide funding for broadband expansion including the "West Slope Network" and upgrades to Project Thor. The full presentation is available on NWCCOG website: <https://www.nwccog.org/wp-content/uploads/2022/03/Project-THOR-NWCCOG-Council-Presentation-2022v2.pptx>

Project THOR Long Term Budget Update

Executive Committee requested in January for staff to present on the fiscal stability of Project THOR. Nate, Becky, and Jon reviewed the THOR budget and 5-year projections for council at this meeting. New network operator and network contracts have lowered costs. The progressive increase and sudden drop in fund balances across years indicates the purchase of circuits or IRU. The operating costs decreased with RFP for new network provider. Director noted that while thankful for Mammoth in getting THOR off the ground, that the new Network Operator is much better positioned for the work. The separation with Mammoth was amicable and mutually beneficial. The Administration Fund Budget provides a cushion to ensure funds are not drained due to unforeseen costs. Nate noted that the 5 year budget begins to have THOR stakeholders paying some of the costs to NWCCOG which were not included in the startup period. There were a few questions. This presentation was to provide more detail on the already approved Project THOR 2022 budget and did not require Council action.

Executive Director Facilitations Guidelines

This was also an item requested by the Executive Committee in January. Alyssa presented the NWCCOG Facilitations Guidelines which ensures the best use of the NWCCOG Executive Directors time and efforts. The policy is available on the website at: <https://www.nwccog.org/about/people/our-council/council-policies/> As guidelines, these did not require official approval by council.

2022 Regional Economic Summit & Broadband Summit

Reminder that the Regional Economic Summit & Broadband Summit is scheduled for May 5th at the Silverthorne Pavilion. The agenda and registration available at <https://www.nwccog.org/regional-summit/>

Vintage Updates

Erin updated the group that the RFP closed and the Grant Review Committee has made recommendations for funding; Erin is going through process with State to award funds which is expected to total \$850k. Also, the SB290 grant was awarded for \$166K for Summit County Committee and Senior Center.

Report Update

Jon showed the group and announced the soon to be printed the Elected Officials Workbook currently available on the website Council Meeting page https://www.nwccog.org/wp-content/uploads/2022/03/22018-Elected-Officials-Workbook_v5.pdf . He noted that one printed copy will be sent to each Member Jurisdiction manager with a cover letter

highlighting NWCCOG facilitation services and informing of how to obtain copies of the workbook. He also mentioned two other reports/projects he is currently working on through the extended DOLA grant. The match for these projects is his time which the Executive Director is tracking.

Program Updates

Program updates are provided in each packet for review. Instead of reading through each update, members can review and contact Jon with questions.

Legislative Updates

Matt Kireker, Sen. Bennet – Introduced Hillary Henry as the Regional Representative out of Grand Junction. The Ominous Package includes Forestry Funding, Mental Health, and Congressionally Directed Spending. Congressionally Directed Spending Projects deadline is 4/8/2022 for all not-for-profit funding applications. If NWCCOG has any requests, please reach out to Matt or Hillary to discuss eligibility requirements.

Janeth Stangle, Sen. Hickenlooper – Regional Meetings being held Monday, March 28 – 1:00-2:00 PM (Northern Colorado), Tuesday, March 29 – 3:00-4:00 PM (Western Slope), Wednesday, March 30 – 5:00-6:00 PM (Southern Colorado) <https://senate.zoomgov.com/meeting/register/vJIsdeivqzloGJsBzeeWjmGyYbCYtW5mv64>

Emma Marion, Rep. Neguse will be sending around Community Project Funding guidance (Congressionally Directed Spending). For more information please email: Emma.Marion@Mail.House.Gov.

Adjournment

M/S: Tamra Underwood/Carolyn Skowrya adjourned the NWCCOG Council meeting at 12:12 p.m.

Passed: Yes

Alyssa Shenk, NWCCOG Council Chair

Date

Northwest Colorado Council of Governments
List of Bills by Class
March 2022

2:23 PM

05/04/2022

Accrual Basis

* COG PROGRAM FUNDS
1100- Regional Business

Type	Date	Name	Amount
Bill	03/31/2022	N. Moya Design	4,215.12
Bill	03/14/2022	Jackson Enterprise Initiative(501(c)3)	2,500.00
Liability Check	03/01/2022	County Health Pool	2,034.08
Check	03/03/2022	Enterprise Fleet Management	539.98
Credit Card Charge	03/01/2022	CCCMA	285.00
Bill	03/13/2022	North Star Consulting Group	187.50
Credit Card Charge	03/25/2022	Amazon.com	145.36
Bill	03/31/2022	Wex Bank	64.66
Credit Card Charge	03/25/2022	Amazon.com	45.68
Credit Card Charge	03/15/2022	Eagle Diner	42.78
Credit Card Charge	03/08/2022	Amazon.com	29.95
Credit Card Charge	03/09/2022	Washington Post	15.00
Credit Card Charge	03/29/2022	New York Times Digital	15.00
Credit Card Charge	03/21/2022	Yetis Grind - Eagle	14.70
Credit Card Charge	03/24/2022	Chipotle	14.52
Credit Card Charge	03/02/2022	Adobe Acropro Subs	9.99
Credit Card Charge	03/03/2022	Wall Street Journal	4.00
Credit Card Credit	03/09/2022	Amazon.com	-2.18

Total 1100- Regional Business 10,161.14

1200- Broadband

Liability Check	03/01/2022	County Health Pool	2,034.08
Check	03/03/2022	Enterprise Fleet Management	871.84
Bill	03/01/2022	Quill Corporation	109.98
Bill	03/29/2022	UNUM Life Insurance CO of America	93.32
Bill	03/31/2022	Wex Bank	85.18
Bill	03/04/2022	Verizon Wireless Services	61.36

Total 1200- Broadband 3,255.76

1300 - Project THOR

Bill	03/01/2022	Visionary Broadband	76,743.06
Bill	03/15/2022	LightRiver Technologies, Inc.	41,291.86
Bill	03/05/2022	Town of Breckenridge {v}	33,385.33
Bill	03/21/2022	LightRiver Technologies, Inc.	317.35

Total 1300 - Project THOR 151,737.60

2100- Elevator Inspection

Liability Check	03/01/2022	County Health Pool	2,034.08
Liability Check	03/01/2022	County Health Pool	2,031.19
Check	03/03/2022	Enterprise Fleet Management	1,762.29
Liability Check	03/01/2022	County Health Pool	1,656.39
Liability Check	03/01/2022	County Health Pool	1,656.38
Liability Check	03/01/2022	County Health Pool	1,656.38
Liability Check	03/01/2022	County Health Pool	1,656.38
Bill	03/31/2022	Wex Bank	1,418.19
Check	03/03/2022	Enterprise Fleet Management	1,345.95
Liability Check	03/01/2022	County Health Pool	892.95
Check	03/03/2022	Enterprise Fleet Management	546.34
Check	03/03/2022	Enterprise Fleet Management	546.34
Check	03/03/2022	Enterprise Fleet Management	546.34
Check	03/03/2022	Enterprise Fleet Management	546.34
Bill	03/31/2022	Busato, Bryanne {v}	389.76
Credit Card Charge	03/16/2022	RODIZIO GRILL	360.69
Credit Card Charge	03/07/2022	Hyatt Regency	331.73
Credit Card Charge	03/16/2022	Hyatt Regency	326.01
Credit Card Charge	03/03/2022	Hyatt Regency	303.37
Credit Card Charge	03/08/2022	Hotels.com	272.01
Credit Card Charge	03/19/2022	Hyatt Regency	272.01
Bill	03/02/2022	Otis Elevator {v}	220.00
Credit Card Charge	03/08/2022	Bighorn Toyota{v}	128.53
Credit Card Charge	03/26/2022	TEST	125.00
Credit Card Charge	03/28/2022	Dropbox	100.00
Bill	03/29/2022	UNUM Life Insurance CO of America	93.32
Bill	03/23/2022	Hobrock, Sue {v}	87.92
Bill	03/29/2022	UNUM Life Insurance CO of America	77.85
Credit Card Charge	03/31/2022	TEST	75.00
Bill	03/29/2022	UNUM Life Insurance CO of America	72.28
Bill	03/29/2022	UNUM Life Insurance CO of America	69.40
Bill	03/29/2022	UNUM Life Insurance CO of America	66.28
Bill	03/29/2022	UNUM Life Insurance CO of America	65.41
Credit Card Charge	03/21/2022	Peak One Express	59.00
Bill	03/29/2022	Town of Snowmass Village {v}	58.00
Credit Card Charge	03/16/2022	WAHOO'S FISH TACOS	56.41

Type	Date	Name	Amount
Bill	03/29/2022	UNUM Life Insurance CO of America	56.02
Bill	03/09/2022	Quill Corporation	55.98
Liability Check	03/01/2022	County Health Pool	55.70
Credit Card Charge	03/23/2022	Creekside Cafe	54.33
Credit Card Charge	03/16/2022	Hyatt Regency	54.00
Bill	03/29/2022	UNUM Life Insurance CO of America	47.37
Credit Card Charge	03/02/2022	Kum & Go	45.12
Credit Card Charge	03/31/2022	SUNBURST CAR CARE	45.00
Credit Card Charge	03/09/2022	Hostgator.com	42.75
Credit Card Charge	03/16/2022	Hyatt Regency	42.00
Bill	03/29/2022	UNUM Life Insurance CO of America	40.27
Liability Check	03/01/2022	County Health Pool	23.52
Credit Card Charge	03/13/2022	Home Depot	21.77
Credit Card Charge	03/16/2022	Parking	21.00
Credit Card Charge	03/03/2022	Hyatt Regency	19.99
Credit Card Charge	03/15/2022	Aspen Parking	19.50
Credit Card Charge	03/11/2022	White Water Express Carwash	19.00
Credit Card Charge	03/15/2022	White Water Express Carwash	19.00
Credit Card Charge	03/23/2022	White Water Express Carwash	19.00
Credit Card Charge	03/21/2022	Thrifty Car Rental	18.97
Credit Card Charge	03/03/2022	Silverthorne Car Wash	17.00
Credit Card Charge	03/15/2022	White Water Express Carwash	15.00
Credit Card Charge	03/17/2022	White Water Express Carwash	15.00
Credit Card Charge	03/23/2022	Adobe Acropro Subs	14.99
Credit Card Charge	03/26/2022	Apple Store	12.74
Credit Card Charge	03/13/2022	HP *INSTANT INK	12.65
Credit Card Charge	03/01/2022	Aspen Parking	12.00
Credit Card Charge	03/29/2022	Aspen Parking	12.00
Credit Card Charge	03/15/2022	Apple Store	10.39
Credit Card Charge	03/03/2022	SQ	10.38
Credit Card Charge	03/01/2022	SUNBURST CAR CARE	10.00
Credit Card Charge	03/21/2022	Apple Store	9.99
Credit Card Charge	03/12/2022	Car Wash Company	8.02
Credit Card Charge	03/16/2022	Flash	8.00
Credit Card Charge	03/14/2022	Aspen Parking	8.00
Credit Card Charge	03/14/2022	Microsoft	7.27
Credit Card Charge	03/29/2022	Aspen Parking	7.10
Credit Card Charge	03/24/2022	The Pit Stop	6.72
Credit Card Charge	03/29/2022	Exxon	6.33
Credit Card Charge	03/31/2022	Aspen Parking	6.00
Credit Card Charge	03/15/2022	Apple Store	5.41
Credit Card Charge	03/11/2022	Stop n Save	4.50
Credit Card Charge	03/08/2022	Apple Store	0.99
Credit Card Credit	03/22/2022	Allegiant Air	-266.98

Total 2100- Elevator Inspection 22,579.31

2915 - RSVP 94.002

Bill	03/31/2022		1,092.00
Bill	03/31/2022		323.51
Bill	03/31/2022		239.85
Liability Check	03/01/2022	County Health Pool	185.90
Bill	03/31/2022		163.80
Bill	03/31/2022		146.26
Bill	03/31/2022		143.91
Bill	03/31/2022		136.31
Bill	03/31/2022		114.08
Bill	03/31/2022		114.08
Bill	03/31/2022		102.38
Bill	03/31/2022		66.69
Bill	03/31/2022		63.18
Bill	03/31/2022		59.68
Bill	03/31/2022		58.50
Bill	03/29/2022	UNUM Life Insurance CO of America	56.88
Bill	03/31/2022		53.82
Bill	03/31/2022		50.31
Credit Card Charge	03/17/2022	Comcast	49.59
Bill	03/31/2022		47.39
Bill	03/31/2022		25.74
Credit Card Charge	03/22/2022	Xfinity Mobile	9.09

Total 2915 - RSVP 94.002 3,302.95

2925 - SHIP

Credit Card Charge	03/22/2022	PayPal	120.00
Credit Card Charge	03/17/2022	US Postal Service	56.90
Credit Card Charge	03/17/2022	Dude and Dans Bar	42.63
Credit Card Charge	03/10/2022	ZOOM.US	14.99
Credit Card Charge	03/17/2022	Dude and Dans Bar	

	Type	Date	Name	Amount
Total 2925 - SHIP				234.52
30122 - VINTAGE 21/22				
34522 - HCPF Dental				
	Bill	03/28/2022	Crystal Valley Dental Associates{c-corp}	193.00
Total 34522 - HCPF Dental				193.00
33222 - State Services				
	Liability Check	03/01/2022	County Health Pool	2,034.08
	Liability Check	03/01/2022	County Health Pool	1,656.38
	Liability Check	03/01/2022	County Health Pool	892.95
	Liability Check	03/01/2022	County Health Pool	892.95
	Credit Card Charge	03/04/2022	MAJESTIC MOUNTAIN MOVE	775.00
	Liability Check	03/01/2022	County Health Pool	675.35
	Credit Card Charge	03/03/2022	Southwest Airlines	210.97
	Credit Card Charge	03/18/2022	Quality Inn -Vendor	151.07
	Credit Card Charge	03/15/2022	City Market	150.00
	Credit Card Charge	03/02/2022	FedEx{vendor}	104.69
	Bill	03/11/2022		84.24
	Bill	03/29/2022	UNUM Life Insurance CO of America	82.60
	Bill	03/29/2022	UNUM Life Insurance CO of America	58.52
	Bill	03/29/2022	UNUM Life Insurance CO of America	54.42
	Bill	03/29/2022	UNUM Life Insurance CO of America	51.79
	Credit Card Charge	03/17/2022	Comcast	37.41
	Credit Card Charge	03/20/2022	EVEREST NEPAL RESTAURANT	32.83
	Credit Card Charge	03/23/2022	Wayne State	30.00
	Credit Card Charge	03/25/2022	Amazon.com	29.99
	Credit Card Charge	03/10/2022	City Market	26.30
	Credit Card Charge	03/18/2022	DIA Parking	22.00
	Credit Card Charge	03/02/2022	Blue River Car Wash	11.00
	Credit Card Charge	03/22/2022	Xfinity Mobile	6.85
	Credit Card Charge	03/20/2022	Quality Inn -Vendor	2.86
Total 33222 - State Services				8,074.25
33122 - State Admin				
	Credit Card Charge	03/11/2022	BISTRO NORTH	84.26
	Bill	03/31/2022	Wex Bank	79.21
	Credit Card Charge	03/13/2022	Amazon.com	37.99
	Credit Card Charge	03/26/2022	Amazon.com	24.99
	Credit Card Charge	03/09/2022	Colorado Fiscal Institute	15.00
	Credit Card Charge	03/03/2022	YMCA SMR FOOD SERVICES	14.07
	Credit Card Charge	03/22/2022	Amazon.com	10.99
Total 33122 - State Admin				266.51
32622 - Homestead Admin				
	Credit Card Charge	03/14/2022	Amazon.com	127.78
	Bill	03/31/2022	Peterson, Maria Cecilia	46.00
	Credit Card Charge	03/21/2022	Comcast	15.94
Total 32622 - Homestead Admin				189.72
32522 - Homestead Exemption				
	Bill	03/14/2022		1,200.00
	Bill	03/31/2022		775.00
	Bill	03/31/2022		605.92
	Bill	03/31/2022		252.00
	Bill	03/31/2022		247.92
	Bill	03/31/2022		246.40
	Bill	03/31/2022		239.50
	Bill	03/31/2022		235.20
	Bill	03/31/2022		210.00
	Bill	03/31/2022		204.96
	Bill	03/31/2022		175.00
	Bill	03/28/2022		160.00
	Bill	03/31/2022		160.00
	Bill	03/31/2022		135.85
	Bill	03/31/2022		134.40
	Bill	03/31/2022		130.00
	Bill	03/31/2022		130.00
	Bill	03/31/2022		128.80
	Bill	03/31/2022		127.50
	Bill	03/28/2022		125.00
	Bill	03/31/2022		125.00
	Bill	03/08/2022		120.00
	Bill	03/31/2022		120.00
	Bill	03/28/2022		117.60
	Bill	03/24/2022		100.00
	Bill	03/31/2022		90.00
	Bill	03/29/2022		86.80
	Bill	03/21/2022		85.00
	Bill	03/28/2022		75.60

	Type	Date	Name	Amount
	Bill	03/31/2022	[REDACTED]	75.00
	Bill	03/31/2022	[REDACTED]	60.00
	Bill	03/31/2022	[REDACTED]	45.00
	Bill	03/31/2022	[REDACTED]	42.56
	Bill	03/31/2022	[REDACTED]	42.00
	Bill	03/31/2022	[REDACTED]	40.00
	Bill	03/31/2022	[REDACTED]	22.40
	Bill	03/31/2022	[REDACTED]	13.44
	Credit Card Credit	03/30/2022	Amazon.com	-37.99
Total 32522 - Homestead Exemption				6,845.86
31622 - Part E				
	Bill	03/15/2022	[REDACTED]	540.00
	Bill	03/31/2022	[REDACTED]	500.00
	Bill	03/31/2022	[REDACTED]	420.00
	Bill	03/31/2022	Summit County Community & Senior Center	315.00
	Bill	03/31/2022	[REDACTED]	300.00
	Bill	03/31/2022	[REDACTED]	278.20
	Bill	03/31/2022	[REDACTED]	200.00
	Bill	03/09/2022	[REDACTED]	190.00
	Bill	03/31/2022	[REDACTED]	176.96
	Bill	03/15/2022	[REDACTED]	140.00
	Bill	03/31/2022	[REDACTED]	140.00
	Bill	03/15/2022	[REDACTED]	94.99
	Bill	03/31/2022	Jackson County Council on Aging	94.72
Total 31622 - Part E				3,389.87
31422 - Part C-2				
	Bill	03/31/2022	Eagle County Public Health	3,037.33
	Bill	03/31/2022	Pitkin County Senior Services	1,346.64
	Bill	03/31/2022	[REDACTED]	264.00
Total 31422 - Part C-2				4,647.97
31322 - Part C-1				
	Bill	03/31/2022	Eagle County Public Health	16,093.14
	Bill	03/31/2022	Pitkin County Senior Services	15,375.95
	Bill	03/31/2022	Grand County Senior Nutrition	8,356.02
	Bill	03/14/2022	[REDACTED]	960.00
	Bill	03/31/2022	[REDACTED]	960.00
	Bill	03/31/2022	[REDACTED]	50.00
Total 31322 - Part C-1				41,795.11
31122 - Part B				
	Bill	03/31/2022	Eagle County Public Health	4,749.58
	Bill	03/31/2022	Grand County Rural Health Network	3,333.33
	Bill	03/31/2022	Jackson County Council on Aging	3,065.45
	Bill	03/31/2022	Pitkin County Adult & Family Services	2,725.63
	Bill	03/31/2022	Summit County Community & Senior Center	1,650.00
	Bill	03/31/2022	Jackson County Council on Aging	1,421.03
	Bill	03/31/2022	Jackson County Council on Aging	1,144.50
	Bill	03/31/2022	Eagle County Human Services	1,083.33
	Bill	03/31/2022	Jackson County Council on Aging	916.67
	Bill	03/01/2022	LMR Consulting LLC(ind)	900.00
	Bill	03/15/2022	The Coffee Pot Inn, Inc.	794.97
	Bill	03/31/2022	Colorado Legal Services (v){501(c)3	721.00
	Bill	03/31/2022	Grand County Senior Nutrition	692.96
	Bill	03/31/2022	Mansker Station {scorp}	645.00
	Bill	03/01/2022	Niemkiewicz, Piotr	500.00
	Credit Card Charge	03/31/2022	Zastrow Dentistry, LLC(ind)	500.00
	Bill	03/31/2022	Grand County Rural Health Network	500.00
	Credit Card Charge	03/10/2022	SHRED-IT USA LLC	389.39
	Bill	03/31/2022	Granby Family Dental {scorp}	379.97
	Bill	03/10/2022	Castle Peak Dental LLC{s-corp}	363.00
	Bill	03/01/2022	Zastrow, Ryan	333.00
	Bill	03/23/2022	Northwest OMS	330.00
	Bill	03/31/2022	Glenwood Meadows Dental Center	324.00
	Bill	03/07/2022	Castle Peak Dental LLC{s-corp}	303.00
	Bill	03/31/2022	Summit County Community & Senior Center	281.25
	Bill	03/31/2022	Summit County Community & Senior Center	281.25
	Credit Card Charge	03/01/2022	LS AND S LLC	273.75
	Bill	03/31/2022	Pitkin County Senior Services	217.39
	Bill	03/21/2022	[REDACTED]	215.91
	Credit Card Charge	03/01/2022	Winter Park Optical	200.00
	Bill	03/31/2022	[REDACTED]	200.00
	Bill	03/24/2022	BackCountry Family Dental, PC	170.00
	Bill	03/31/2022	Summit County Community & Senior Center	104.16
	Bill	03/24/2022	[REDACTED]	100.00
	Credit Card Charge	03/08/2022	AIRS	99.00
	Bill	03/31/2022	[REDACTED]	89.95

	Type	Date	Name	Amount
	Bill	03/04/2022	Verizon Wireless Services	60.91
	Credit Card Charge	03/12/2022	ZOOM.US	54.99
	Bill	03/31/2022	A Little Help {non-profit}	50.00
	Credit Card Charge	03/28/2022	Amazon.com	48.29
	Bill	03/04/2022	Verizon Wireless Services	30.46
	Credit Card Charge	03/17/2022	WAYNE STATE U	30.00
	Bill	03/31/2022	A Little Help {non-profit}	24.96
	Credit Card Charge	03/03/2022	MailChimp	17.00
	Credit Card Charge	03/01/2022	Colorado Fiscal Institute	15.00
	Bill	03/31/2022	A Little Help {non-profit}	15.00
	Credit Card Charge	03/20/2022	CANVA	12.95
Total 31122 - Part B				30,358.03
31022 - Fed Admin				
	Bill	03/30/2022	Monsido, Inc.	2,950.00
	Bill	03/02/2022	Chocolate Software, LLC{scorp}	2,630.00
	Credit Card Charge	03/03/2022	Hostgator.com	641.02
Total 31022 - Fed Admin				6,221.02
Total 30122 - VINTAGE 21/22				101,981.34
3700 - WaterShed Services				
3710 - 208 Planning				
	Bill	03/04/2022	Dynamic Planning + Science{scorp}	1,050.00
	Bill	03/07/2022	Alpine Environmental Consultants {s-corp}	300.00
	Bill	03/07/2022	Alpine Environmental Consultants {s-corp}	93.75
Total 3710 - 208 Planning				1,443.75
Total 3700 - WaterShed Services				1,443.75
3800- Econ Develop District				
3830 - EDA CARES Act				
	Bill	03/07/2022	Jackson County {vendor}	10,000.00
	Bill	03/22/2022	Summit County Govt {v}	10,000.00
Total 3830 - EDA CARES Act				20,000.00
3840 - Rural Business Developme				
	Bill	03/20/2022	Laurie Moroco, PhD	1,250.00
Total 3840 - Rural Business Developme				1,250.00
3800- Econ Develop District - Other				
	Liability Check	03/01/2022	County Health Pool	2,034.08
	Bill	03/09/2022	Silverthorne Pavilion	750.00
	Bill	03/29/2022	UNUM Life Insurance CO of America	66.39
Total 3800- Econ Develop District - Other				2,850.47
Total 3800- Econ Develop District				24,100.47
4001-WX-Non Grant				
4005 - CARE				
	Bill	03/16/2022	Eagle Rock Supply Co	6,815.94
	Bill	03/29/2022	Elmer Glass Co of Rifle Inc	6,697.00
	Bill	03/16/2022	Eagle Rock Supply Co	5,268.58
	Bill	03/16/2022	Eagle Rock Supply Co	5,112.00
	Bill	03/11/2022	Westland Distributing Inc	3,024.51
	Credit Card Charge	03/22/2022	WINSUPPLY	2,147.28
	Bill	03/11/2022	Westland Distributing Inc	2,122.07
	Bill	03/07/2022	AM Conservation Group, Inc	1,514.00
	Bill	03/01/2022	BHW Associates	1,265.24
	Bill	03/07/2022	AM Conservation Group, Inc	1,183.00
	Bill	03/03/2022	LOWES	1,002.25
	Bill	03/03/2022	LOWES	910.12
	Bill	03/03/2022	LOWES	910.12
	Credit Card Charge	03/01/2022	Amazon.com	899.70
	Bill	03/08/2022	LOWES	807.55
	Bill	03/16/2022	LOWES	801.60
	Bill	03/03/2022	LOWES	797.05
	Bill	03/22/2022	LOWES	797.05
	Bill	03/17/2022	LOWES	740.05
	Credit Card Charge	03/08/2022	Supply house	721.90
	Bill	03/21/2022	Four Sprys Investments, LLC{s-corp}	651.72
	Liability Check	03/01/2022	County Health Pool	650.91
	Liability Check	03/01/2022	County Health Pool	650.91
	Liability Check	03/01/2022	County Health Pool	530.04
	Liability Check	03/01/2022	County Health Pool	530.04
	Liability Check	03/01/2022	County Health Pool	530.04
	Liability Check	03/01/2022	County Health Pool	530.04
	Liability Check	03/01/2022	County Health Pool	529.73
	Liability Check	03/01/2022	County Health Pool	526.96
	Bill	03/25/2022	Westland Distributing Inc	421.32
	Bill	03/25/2022	Westland Distributing Inc	413.31
	Bill	03/18/2022	B&B Plumbing & Heating	345.93
	Bill	03/04/2022	Verizon Wireless Services	343.31
	Bill	03/15/2022	Elmer Glass Co of Rifle Inc	338.00

Type	Date	Name	Amount
Bill	03/25/2022	Westland Distributing Inc	331.44
Bill	03/16/2022	Grainger	330.69
Bill	03/01/2022	Grand Junction Winair Co	317.74
Liability Check	03/01/2022	County Health Pool	285.74
Liability Check	03/01/2022	County Health Pool	285.74
Liability Check	03/01/2022	County Health Pool	285.74
Liability Check	03/01/2022	County Health Pool	285.74
Liability Check	03/01/2022	County Health Pool	285.44
Liability Check	03/01/2022	County Health Pool	285.28
Liability Check	03/01/2022	County Health Pool	285.13
Liability Check	03/01/2022	County Health Pool	284.98
Liability Check	03/01/2022	County Health Pool	284.82
Liability Check	03/01/2022	County Health Pool	273.89
Bill	03/29/2022	Goodway Auto Repair LLC	265.80
Credit Card Charge	03/02/2022	LOWES	222.39
Bill	03/31/2022	Goodway Auto Repair LLC	201.40
Credit Card Charge	03/02/2022	LOWES	160.74
Credit Card Charge	03/09/2022	LOWES	153.92
Credit Card Charge	03/02/2022	LOWES	139.30
Credit Card Charge	03/22/2022	LOWES	135.29
Credit Card Charge	03/24/2022	CO County Services	115.49
Bill	03/08/2022	Grainger	110.23
Credit Card Charge	03/31/2022	Home Depot	76.92
Bill	03/21/2022	Grainger	70.84
Bill	03/21/2022	Grainger	70.84
Credit Card Charge	03/14/2022	Walmart	70.46
Credit Card Charge	03/08/2022	LOWES	64.13
Bill	03/03/2022	Elmer Glass Co of Rifle Inc	58.94
Credit Card Charge	03/25/2022	CES FRI	41.13
Credit Card Charge	03/23/2022	Home Depot	31.31
Liability Check	03/01/2022	County Health Pool	30.00
Credit Card Charge	03/15/2022	Charles D Jones Co	29.70
Credit Card Charge	03/14/2022	Valley Lumber Co	29.58
Bill	03/29/2022	UNUM Life Insurance CO of America	29.13
Credit Card Charge	03/03/2022	Ferguson Enterprises Inc #109	29.05
Credit Card Charge	03/22/2022	Murdochs Ranch Supply	28.27
Credit Card Charge	03/21/2022	LOWES	27.92
Credit Card Charge	03/03/2022	LOWES	21.36
Bill	03/29/2022	UNUM Life Insurance CO of America	21.09
Credit Card Charge	03/03/2022	Ace Hardware	19.06
Credit Card Charge	03/24/2022	LOWES	18.85
Bill	03/29/2022	UNUM Life Insurance CO of America	18.00
Bill	03/29/2022	UNUM Life Insurance CO of America	17.13
Bill	03/29/2022	UNUM Life Insurance CO of America	16.64
Bill	03/29/2022	UNUM Life Insurance CO of America	16.53
Bill	03/29/2022	UNUM Life Insurance CO of America	15.73
Bill	03/29/2022	UNUM Life Insurance CO of America	15.73
Bill	03/29/2022	UNUM Life Insurance CO of America	14.59
Bill	03/29/2022	UNUM Life Insurance CO of America	13.46
Bill	03/29/2022	UNUM Life Insurance CO of America	13.46
Credit Card Charge	03/03/2022	Valley Lumber Co	12.99
Credit Card Charge	03/02/2022	LOWES	12.97
Bill	03/29/2022	UNUM Life Insurance CO of America	12.60
Bill	03/29/2022	UNUM Life Insurance CO of America	12.60
Bill	03/29/2022	UNUM Life Insurance CO of America	12.32
Bill	03/29/2022	UNUM Life Insurance CO of America	12.00
Bill	03/29/2022	UNUM Life Insurance CO of America	12.00
Bill	03/29/2022	UNUM Life Insurance CO of America	11.52
Credit Card Charge	03/21/2022	Home Depot	10.74
Credit Card Charge	03/22/2022	Stinker	8.84
Credit Card Charge	03/14/2022	LOWES	3.05
Credit	03/22/2022	LOWES	-768.55
Credit	03/16/2022	LOWES	-801.60
Total 4005 - CARE			55,317.53
4010 - CIP			
Bill	03/26/2022	Energy IQ Colorado	7,218.69
Bill	03/26/2022	Energy IQ Colorado	6,886.69
Bill	03/14/2022	Energy IQ Colorado	4,473.89
Bill	03/20/2022	Energy IQ Colorado	2,647.35
Bill	03/07/2022	Westland Distributing Inc	2,152.57
Bill	03/18/2022	Westland Distributing Inc	2,152.57
Bill	03/07/2022	Westland Distributing Inc	2,064.50
Bill	03/20/2022	Energy IQ Colorado	1,400.98
Bill	03/07/2022	Grainger	1,278.82
Credit Card Charge	03/02/2022	Polar Gas	311.10

	Type	Date	Name	Amount
	Credit Card Charge	03/28/2022	Star Supply	250.81
	Bill	03/07/2022	Grainger	172.52
	Credit Card Charge	03/30/2022	Ace Hardware	169.98
	Bill	03/31/2022	Rocky Mountain Drinking Water	152.99
	Bill	03/31/2022	Goodway Auto Repair LLC	138.95
	Bill	03/01/2022	BHW Associates	116.67
	Bill	03/07/2022	Grainger	115.66
	Credit Card Charge	03/14/2022	Ferguson Enterprises Inc #109	93.06
	Credit Card Charge	03/14/2022	Alpine Lumber Co	70.00
	Credit Card Charge	03/15/2022	Country Ace Hardware	64.11
	Credit Card Charge	03/28/2022	Walmart	63.00
	Bill	03/21/2022	Four Sprys Investments, LLC{s-corp}	61.10
	Liability Check	03/01/2022	County Health Pool	61.02
	Liability Check	03/01/2022	County Health Pool	61.02
	Credit Card Charge	03/29/2022	Ace Hardware	56.97
	Credit Card Charge	03/08/2022	Lake County Building Dept	51.50
	Liability Check	03/01/2022	County Health Pool	50.62
	Liability Check	03/01/2022	County Health Pool	49.71
	Liability Check	03/01/2022	County Health Pool	49.69
	Liability Check	03/01/2022	County Health Pool	49.69
	Liability Check	03/01/2022	County Health Pool	49.69
	Liability Check	03/01/2022	County Health Pool	49.40
	Bill	03/04/2022	Verizon Wireless Services	32.19
	Liability Check	03/01/2022	County Health Pool	26.79
	Liability Check	03/01/2022	County Health Pool	26.79
	Liability Check	03/01/2022	County Health Pool	26.79
	Liability Check	03/01/2022	County Health Pool	26.79
	Liability Check	03/01/2022	County Health Pool	26.76
	Liability Check	03/01/2022	County Health Pool	26.75
	Liability Check	03/01/2022	County Health Pool	26.73
	Liability Check	03/01/2022	County Health Pool	26.72
	Liability Check	03/01/2022	County Health Pool	26.70
	Liability Check	03/01/2022	County Health Pool	25.68
	Credit Card Charge	03/30/2022	Home Depot	10.97
	Bill	03/21/2022	Grainger	6.64
	Bill	03/21/2022	Grainger	6.64
	Liability Check	03/01/2022	County Health Pool	2.81
	Bill	03/29/2022	UNUM Life Insurance CO of America	2.73
	Bill	03/29/2022	UNUM Life Insurance CO of America	1.98
	Bill	03/29/2022	UNUM Life Insurance CO of America	1.69
	Bill	03/29/2022	UNUM Life Insurance CO of America	1.61
	Bill	03/29/2022	UNUM Life Insurance CO of America	1.56
	Bill	03/29/2022	UNUM Life Insurance CO of America	1.55
	Bill	03/29/2022	UNUM Life Insurance CO of America	1.47
	Bill	03/29/2022	UNUM Life Insurance CO of America	1.47
	Bill	03/29/2022	UNUM Life Insurance CO of America	1.37
	Bill	03/29/2022	UNUM Life Insurance CO of America	1.26
	Bill	03/29/2022	UNUM Life Insurance CO of America	1.26
	Bill	03/29/2022	UNUM Life Insurance CO of America	1.20
	Bill	03/29/2022	UNUM Life Insurance CO of America	1.18
	Bill	03/29/2022	UNUM Life Insurance CO of America	1.18
	Bill	03/29/2022	UNUM Life Insurance CO of America	1.12
	Bill	03/29/2022	UNUM Life Insurance CO of America	1.12
	Bill	03/29/2022	UNUM Life Insurance CO of America	1.08
Total 4010 - CIP				32,935.90
4015 - BEECH				
	Credit Card Charge	03/07/2022	Home Depot	265.48
	Credit Card Charge	03/17/2022	Home Depot	178.81
	Credit Card Charge	03/21/2022	Costco	149.97
	Credit Card Charge	03/21/2022	Costco	149.97
	Credit Card Charge	03/08/2022	LOWES	143.00
	Credit Card Charge	03/07/2022	LOWES	105.68
	Credit Card Charge	03/07/2022	Home Depot	45.16
	Credit Card Charge	03/07/2022	Alpine Lumber Co	43.86
Total 4015 - BEECH				1,081.93
Total 4001-WX-Non Grant				89,335.36
4021 - WX 21/22				
49321 - SB-BE				
	Bill	03/31/2022	Goodway Auto Repair LLC	1,183.57
	Bill	03/09/2022	LOWES	1,131.49
	Bill	03/09/2022	LOWES	1,131.49
	Bill	03/10/2022	Quill Corporation	660.64
	Credit Card Charge	03/15/2022	AutoZone	323.76
	Credit Card Charge	03/17/2022	Charles D Jones Co	247.00
	Credit Card Charge	03/22/2022	Home Depot	221.50

	Type	Date	Name	Amount
	Credit Card Charge	03/09/2022	Eagle County Building Dept.	220.00
	Credit Card Charge	03/24/2022	Home Depot	116.70
	Bill	03/28/2022	The Home Depot Pro	114.99
	Bill	03/28/2022	The Home Depot Pro	114.99
	Bill	03/28/2022	The Home Depot Pro	114.99
	Bill	03/28/2022	The Home Depot Pro	114.99
	Credit Card Charge	03/24/2022	Home Depot	102.00
	Credit Card Charge	03/30/2022	Home Depot	90.75
	Bill	03/17/2022	Xcel Energy (vendor)	72.73
	Credit Card Charge	03/03/2022	Ace Hardware	64.97
	Credit Card Charge	03/30/2022	Home Depot	50.40
	Credit Card Charge	03/01/2022	SQ	48.56
	Credit Card Charge	03/02/2022	Walmart	47.58
	Credit Card Charge	03/15/2022	Charles D Jones Co	35.36
	Credit Card Charge	03/24/2022	Taco stand	35.22
	Credit Card Charge	03/21/2022	LOWES	32.68
	Credit Card Charge	03/21/2022	LOWES	32.68
	Credit Card Charge	03/23/2022	Ace Hardware	26.97
	Credit Card Charge	03/16/2022	Home Depot	20.68
	Credit Card Charge	03/15/2022	Ace Hardware	17.16
	Credit Card Charge	03/21/2022	CBI Records Ck-Net	5.00
	Credit Card Charge	03/25/2022	CBI Records Ck-Net	5.00
	Credit	03/09/2022	LOWES	-1,131.49
	Credit	03/09/2022	LOWES	-1,131.49
Total 49321 - SB-BE				4,120.87
49221 - SB-SOLAR				
	Bill	03/16/2022	Colorado's Reliable Electric	11,196.60
	Bill	03/23/2022	Active Energies Solar, LLC	8,018.00
Total 49221 - SB-SOLAR				19,214.60
49121 - SB-EE				
	Bill	03/31/2022	Wex Bank	6,774.66
	Bill	03/01/2022	BHW Associates	2,571.95
	Bill	03/31/2022	Goodway Auto Repair LLC	2,103.32
	Bill	03/21/2022	Four Sprys Investments, LLC{s-corp}	1,323.81
	Bill	03/01/2022	Crystal Clear Auto Glass & Windshield	1,169.15
	Bill	03/29/2022	BHW Associates	717.57
	Bill	03/03/2022	Grainger	640.44
	Bill	03/06/2022	Laser Graphics{s-corp}	583.00
	Check	03/03/2022	Enterprise Fleet Management	539.98
	Credit Card Charge	03/17/2022	Comfort Inn {vendor}	455.97
	Credit Card Charge	03/17/2022	Comfort Inn {vendor}	455.97
	Bill	03/03/2022	Grainger	431.84
	Credit Card Charge	03/16/2022	RED ONLINE STORE	378.00
	Credit Card Charge	03/09/2022	LOWES	338.20
	Credit Card Charge	03/14/2022	Poncha Lumber	332.84
	Bill	03/14/2022	Budget Plumbing & Heating {s corp}	297.60
	Credit Card Charge	03/10/2022	Hampton Inn {vendor}	288.00
	Credit Card Charge	03/10/2022	Hampton Inn {vendor}	288.00
	Credit Card Charge	03/10/2022	Hampton Inn {vendor}	288.00
	Credit Card Charge	03/10/2022	Hampton Inn {vendor}	288.00
	Credit Card Charge	03/10/2022	Hampton Inn {vendor}	288.00
	Bill	03/10/2022	Grand Junction Winair Co	238.33
	Credit Card Charge	03/09/2022	Buena Vista True Value	211.14
	Credit Card Charge	03/28/2022	Best Western	192.00
	Credit Card Charge	03/28/2022	Best Western	192.00
	Credit Card Charge	03/22/2022	LOWES	177.38
	Credit Card Charge	03/15/2022	Buena Vista True Value	162.97
	Bill	03/21/2022	Grainger	143.90
	Credit Card Charge	03/09/2022	Comfort Inn {vendor}	142.49
	Credit Card Charge	03/09/2022	Comfort Inn {vendor}	142.49
	Credit Card Charge	03/09/2022	Ace Hardware	135.82
	Credit Card Charge	03/04/2022	Breckenridge Building Center	127.91
	Credit Card Charge	03/02/2022	Comfort Inn {vendor}	123.49
	Credit Card Charge	03/02/2022	Comfort Inn {vendor}	123.49
	Credit Card Charge	03/28/2022	Comfort Inn {vendor}	123.49
	Credit Card Charge	03/28/2022	Comfort Inn {vendor}	123.49
	Credit Card Charge	03/16/2022	Ace Hardware	107.95
	Credit Card Charge	03/24/2022	Columbine Ford	102.70
	Credit Card Charge	03/08/2022	CHAFFEE COUNTY DEV SERV D	102.50
	Bill	03/21/2022	Grainger	101.71
	Credit Card Charge	03/17/2022	WINSUPPLY	92.05
	Credit Card Charge	03/28/2022	LOWES	88.26
	Credit Card Charge	03/16/2022	LOWES	87.76
	Credit Card Charge	03/03/2022	Ace Hardware	84.98
	Credit Card Charge	03/08/2022	Alpine Lumber Co	79.38

	Type	Date	Name	Amount
	Credit Card Charge	03/09/2022	LOWES	78.52
	Credit Card Charge	03/15/2022	CO County Services	77.45
	Credit Card Charge	03/29/2022	MJK Sales & Feed	77.16
	Credit Card Charge	03/24/2022	Enza's Delicatessen	72.12
	Credit Card Charge	03/15/2022	LOWES	70.58
	Credit Card Charge	03/03/2022	CORPORATE TRANSLATE	58.61
	Credit Card Charge	03/08/2022	Ace Hardware	57.74
	Credit Card Charge	03/22/2022	LOWES	48.28
	Credit Card Charge	03/17/2022	Ace Hardware	44.56
	Credit Card Charge	03/09/2022	MJK Sales & Feed	42.15
	Credit Card Charge	03/01/2022	Ace Hardware	41.33
	Credit Card Charge	03/17/2022	Home Depot	41.04
	Credit Card Charge	03/08/2022	Ace Hardware	34.96
	Credit Card Charge	03/07/2022	Walmart	34.77
	Credit Card Charge	03/10/2022	Ace Hardware	33.57
	Bill	03/31/2022	Rocky Mountain Drinking Water	32.99
	Credit Card Charge	03/23/2022	LOWES	32.15
	Credit Card Charge	03/15/2022	Enza's Delicatessen	31.64
	Credit Card Charge	03/03/2022	Ace Hardware	30.98
	Credit Card Charge	03/02/2022	Ace Hardware	29.99
	Credit Card Charge	03/22/2022	LOWES	22.26
	Credit Card Charge	03/03/2022	Ace Hardware	19.99
	Credit Card Charge	03/03/2022	Poncha Lumber	17.38
	Credit Card Charge	03/08/2022	LOWES	15.42
	Credit Card Charge	03/31/2022	US Postal Service	15.40
	Credit Card Charge	03/16/2022	US Postal Service	13.95
	Credit Card Charge	03/03/2022	AutoZone	10.49
	Credit Card Charge	03/16/2022	Facebook	10.00
	Credit Card Charge	03/18/2022	Facebook	10.00
	Credit Card Charge	03/21/2022	Facebook	10.00
	Credit Card Charge	03/03/2022	Ace Hardware	9.99
	Credit Card Charge	03/29/2022	Ace Hardware	9.98
	Credit Card Charge	03/23/2022	LOWES	9.97
	Credit Card Charge	03/02/2022	US Postal Service	9.45
	Credit Card Charge	03/30/2022	LOWES	7.98
	Credit Card Charge	03/29/2022	Ace Hardware	4.99
	Credit	03/10/2022	Grand Junction Winair Co	-1,188.90
Total 49121 - SB-EE				23,740.92
47521 - CEO-WX ADMIN				
	Bill	03/22/2022	Quill Corporation	65.81
	Bill	03/23/2022	Quill Corporation	63.95
Total 47521 - CEO-WX ADMIN				129.76
45021 - STX-EE OPS				
	Credit Card Charge	03/02/2022	Apple Store	0.99
Total 45021 - STX-EE OPS				0.99
43221 - LEAP H&S				
	Credit Card Charge	03/02/2022	Ace Hardware	234.05
	Credit Card Charge	03/03/2022	Ace Hardware	108.49
	Credit Card Charge	03/28/2022	Ace Hardware	40.16
	Credit Card Charge	03/02/2022	Ace Hardware	22.99
Total 43221 - LEAP H&S				405.69
43121 - LEAP OP				
	Credit Card Charge	03/08/2022	LOWES	161.36
	Bill	03/21/2022	Grainger	42.19
	Credit Card Charge	03/09/2022	Apple Store	0.99
	Bill	03/15/2022	Summit Bookkeeping & Payroll, Inc	
	Bill	03/15/2022	Summit Bookkeeping & Payroll, Inc	
Total 43121 - LEAP OP				204.54
42821 - DOE H&S				
	Credit Card Charge	03/08/2022	Samuelson Hardware -9 Craig	163.02
	Credit Card Charge	03/08/2022	LOWES	89.31
	Credit Card Charge	03/09/2022	Ace Hardware	73.55
	Credit Card Charge	03/01/2022	Amazon.com	69.99
	Credit Card Charge	03/16/2022	Home Depot	37.78
Total 42821 - DOE H&S				433.65
42621 - DOE OP				
	Bill	03/07/2022	Westland Distributing Inc	2,106.14
	Bill	03/10/2022	Grand Junction Winair Co	1,336.33
	Liability Check	03/01/2022	County Health Pool	1,322.15
	Liability Check	03/01/2022	County Health Pool	1,322.15
	Liability Check	03/01/2022	County Health Pool	1,076.65
	Liability Check	03/01/2022	County Health Pool	1,076.65
	Liability Check	03/01/2022	County Health Pool	1,076.65
	Liability Check	03/01/2022	County Health Pool	1,076.65
	Liability Check	03/01/2022	County Health Pool	1,076.65
	Liability Check	03/01/2022	County Health Pool	1,076.02

	Type	Date	Name	Amount
	Liability Check	03/01/2022	County Health Pool	1,070.38
	Bill	03/04/2022	Verizon Wireless Services	697.34
	Liability Check	03/01/2022	County Health Pool	580.42
	Liability Check	03/01/2022	County Health Pool	580.42
	Liability Check	03/01/2022	County Health Pool	580.42
	Liability Check	03/01/2022	County Health Pool	579.79
	Liability Check	03/01/2022	County Health Pool	579.48
	Liability Check	03/01/2022	County Health Pool	579.17
	Liability Check	03/01/2022	County Health Pool	578.86
	Liability Check	03/01/2022	County Health Pool	578.55
	Liability Check	03/01/2022	County Health Pool	556.35
	Liability Check	03/01/2022	County Health Pool	60.93
	Bill	03/29/2022	UNUM Life Insurance CO of America	59.18
	Bill	03/29/2022	UNUM Life Insurance CO of America	42.84
	Bill	03/29/2022	UNUM Life Insurance CO of America	36.56
	Bill	03/29/2022	UNUM Life Insurance CO of America	34.80
	Bill	03/29/2022	UNUM Life Insurance CO of America	33.80
	Bill	03/29/2022	UNUM Life Insurance CO of America	33.57
	Bill	03/29/2022	UNUM Life Insurance CO of America	31.94
	Bill	03/29/2022	UNUM Life Insurance CO of America	31.94
	Bill	03/29/2022	UNUM Life Insurance CO of America	29.63
	Bill	03/29/2022	UNUM Life Insurance CO of America	27.34
	Bill	03/29/2022	UNUM Life Insurance CO of America	27.34
	Bill	03/29/2022	UNUM Life Insurance CO of America	25.59
	Bill	03/29/2022	UNUM Life Insurance CO of America	25.59
	Bill	03/29/2022	UNUM Life Insurance CO of America	25.02
	Bill	03/29/2022	UNUM Life Insurance CO of America	24.37
	Bill	03/29/2022	UNUM Life Insurance CO of America	24.37
	Bill	03/29/2022	UNUM Life Insurance CO of America	23.40
Total 42621 - DOE OP				19,609.20
Total 4021 - WX 21/22				67,860.22
6100- Homeland Security				
6119 - SHSG 2019				
	Bill	03/31/2022	Cancelosi Consulting, LLC	3,955.80
	Bill	03/16/2022	Cancelosi Consulting, LLC	2,797.80
	Bill	03/15/2022	Summit Bookkeeping & Payroll, Inc	379.00
Total 6119 - SHSG 2019				7,132.60
6120 - SHSG 2020				
	Bill	03/08/2022	Midwest Card and ID	21,750.00
Total 6120 - SHSG 2020				21,750.00
Total 6100- Homeland Security				28,882.60
6600-HCC Health Care Coalition				
6621 - HCC 2021-2022				
	Bill	03/31/2022	Marantino, Adalyn(ind)	5,300.00
	Bill	03/31/2022	Steve Hilley R.N.	3,120.00
	Bill	03/10/2022	Vilece, Megan	744.79
	Bill	03/31/2022	Steve Hilley R.N.	200.00
	Bill	03/31/2022	Steve Hilley R.N.	136.08
	Bill	03/10/2022	Vilece, Megan	0.00
	Bill	03/31/2022	Marantino, Adalyn(ind)	0.00
	Bill	03/31/2022	Steve Hilley R.N.	0.00
Total 6621 - HCC 2021-2022				9,500.87
6620 - HCC 2020-2021				
	Credit Card Charge	03/28/2022	Mountain Careers	79.00
Total 6620 - HCC 2020-2021				79.00
Total 6600-HCC Health Care Coalition				9,579.87
RTCC Group				
5410 - Mobility Manager				
	Liability Check	03/01/2022	County Health Pool	888.11
	Bill	03/29/2022	UNUM Life Insurance CO of America	45.08
Total 5410 - Mobility Manager				933.19
5420 - NEMT				
	Bill	03/30/2022	Monsido, Inc.	2,950.00
Total 5420 - NEMT				2,950.00
Total RTCC Group				3,883.19
Total * COG PROGRAM FUNDS				518,338.08
5000- EXTERNAL PROGRAMS				
5100- QQ				
	Bill	03/04/2022	Dynamic Planning + Science(scorp)	7,960.40
	Bill	03/04/2022	Sullivan Green Seavy, LLC	2,043.50
	Bill	03/07/2022	Alpine Environmental Consultants {s-corp}	431.25
	Credit Card Charge	03/03/2022	Red Buffalo Coffee & Tea	28.75
Total 5100- QQ				10,463.90
5110- QQ-CWCB				

	Type	Date	Name	Amount
	Bill	03/01/2022	Fountainhead Consulting LLC{ind}	2,929.50
	Bill	03/23/2022	Fountainhead Consulting LLC{ind}	2,425.50
	Bill	03/01/2022	Fountainhead Consulting LLC{ind}	537.00
	Bill	03/23/2022	Fountainhead Consulting LLC{ind}	459.34
Total 5110- Q/Q-CWCB				6,351.34
Total 5000- EXTERNAL PROGRAMS				16,815.24
8800- Northwest Loan Fund				
	Liability Check	03/01/2022	County Health Pool	880.95
	Bill	03/14/2022	FoS Consulting, LLC	537.50
	Bill	03/13/2022	North Star Consulting Group	300.00
	Bill	03/31/2022	Becky Walter	250.00
	Bill	03/15/2022	Summit Bookkeeping & Payroll, Inc	155.00
	Bill	03/04/2022	Verizon Wireless Services	102.71
	Bill	03/29/2022	UNUM Life Insurance CO of America	82.76
	Credit Card Charge	03/06/2022	Brick	72.70
	Credit Card Charge	03/24/2022	Experian	52.00
	Credit Card Charge	03/02/2022	Catch Steak Aspen	50.00
	Bill	03/03/2022	FedEx{vendor}	43.58
	Credit Card Charge	03/09/2022	Timberline Craft Kits	35.80
	Credit Card Charge	03/08/2022	Winonas	24.41
	Credit Card Charge	03/02/2022	Google LLC	24.00
	Credit Card Charge	03/08/2022	Big Shooter Cafe	3.00
	Credit Card Charge	03/04/2022	Apple Store	0.99
	Bill	03/15/2022	Summit Bookkeeping & Payroll, Inc	
	Credit Card Credit	03/01/2022	Catch Steak Aspen	-411.95
Total 8800- Northwest Loan Fund				2,203.45
9000- Internal Service Funds				
9100 - Indirect				
	Bill	03/18/2022	CIRSA	5,342.00
	Bill	03/01/2022	Axiom Group	4,985.00
	Liability Check	03/01/2022	County Health Pool	1,661.78
	Liability Check	03/01/2022	County Health Pool	1,413.58
	Bill	03/23/2022	US Bancorp Equipment Finance, Inc.	1,390.65
	Bill	03/15/2022	Summit Bookkeeping & Payroll, Inc	1,044.70
	Liability Check	03/01/2022	County Health Pool	892.95
	Bill	03/01/2022	8x8	724.72
	Bill	03/08/2022	GoliathTech LLC {Ind}	522.00
	Bill	03/13/2022	North Star Consulting Group	465.00
	Credit Card Charge	03/03/2022	Google LLC	398.56
	Bill	03/01/2022	Certify	376.25
	Bill	03/30/2022	Axiom Group	359.60
	Bill	03/03/2022	Xcel Energy (vendor)	317.32
	Credit Card Charge	03/28/2022	US Postal Service	312.00
	Bill	03/03/2022	Summit County Govt	192.00
	Bill	03/28/2022	Quill Corporation	129.50
	Bill	03/22/2022	Quill Corporation	123.61
	Bill	03/11/2022	Quill Corporation	115.99
	Bill	03/29/2022	UNUM Life Insurance CO of America	93.32
	Bill	03/29/2022	UNUM Life Insurance CO of America	69.66
	Check	03/31/2022	Employee Benefits Corporation	55.25
	Bill	03/29/2022	UNUM Life Insurance CO of America	50.35
	Bill	03/29/2022	UNUM Life Insurance CO of America	43.89
	Bill	03/10/2022	Quill Corporation	42.80
	Bill	03/31/2022	Rocky Mountain Drinking Water	32.99
	Bill	03/10/2022	Quill Corporation	18.58
	Credit Card Charge	03/04/2022	Stinker	17.73
	Credit Card Charge	03/27/2022	ZOOM.US	15.42
	Credit Card Charge	03/25/2022	Secretary of State	10.00
	Bill	03/22/2022	Quill Corporation	8.13
	Credit Card Charge	03/10/2022	Tax.com	5.80
	Credit Card Charge	03/10/2022	Town of Gypsum{vendor}	5.00
	Bill	03/15/2022	Summit Bookkeeping & Payroll, Inc	
Total 9100 - Indirect				21,236.13
9200 - Office Condo				
	Bill	03/04/2022	Sullivan Green Seavy, LLC	2,348.50
	Bill	03/01/2022	Enterprise Commercial Center Condo Assoc	1,390.57
	Bill	03/01/2022	D&L Cleaning	220.00
Total 9200 - Office Condo				3,959.07
9400 - Motor Pool				
	Bill	03/15/2022	Summit Bookkeeping & Payroll, Inc	
	Bill	03/15/2022	Summit Bookkeeping & Payroll, Inc	
Total 9400 - Motor Pool				0.00
Total 9000- Internal Service Funds				25,195.20
TOTAL				562,551.97

Northwest Colorado Council of Governments
Summary Balance Sheet
 As of March 31, 2022

2:22 PM
 05/04/2022
 Accrual Basis
 Mar 31, 22

ASSETS

Current Assets

Checking/Savings	3,707,969.06
Accounts Receivable	1,005,830.20
Other Current Assets	1,463,496.08

Total Current Assets	6,177,295.34
-----------------------------	---------------------

Fixed Assets	540,028.92
---------------------	-------------------

Other Assets	2,896,638.50
---------------------	---------------------

TOTAL ASSETS	9,613,962.76
---------------------	---------------------

LIABILITIES & EQUITY

Liabilities

Current Liabilities

Accounts Payable	222,064.57
Credit Cards	22,726.88
Other Current Liabilities	1,937,563.28

Total Current Liabilities	2,182,354.73
----------------------------------	---------------------

Long Term Liabilities	754,970.52
------------------------------	-------------------

Total Liabilities	2,937,325.25
--------------------------	---------------------

Equity	6,676,637.51
---------------	---------------------

TOTAL LIABILITIES & EQUITY	9,613,962.76
---------------------------------------	---------------------

NWCCOG

STATEMENT OF REVENUES AND EXPENDITURES

3/31/2022

25% of the year

	2022 REVENUE BUDGET	REVENUE YTD ACTUAL	REVENUE BUDGET TO ACTUAL	2022 EXPENSE BUDGET	EXPENSES YTD ACTUAL	EXPENSES BUDGET TO ACTUAL	2022 NET BUDGET	REVENUES OVER EXPENSES ACTUAL	TOTAL ADJUSTED NET	ADVANCED / CARRY OVER FUNDS	Beginning of Year RESERVED PROGRAM FUNDS	End of Year RESERVED PROGRAM FUNDS	NET
COG PROGRAM FUNDS													
Internal Programs													
REGIONAL BUSINESS	447,451	381,500	85%	475,589	99,072	21%	(28,138)	282,429	282,429	13,491			282,428.87
BROADBAND	190,000	15,000	8%	247,152	60,917	25%	(57,152)	(45,917)	(45,917)				(45,917.11)
PROJECT THOR	1,095,632	582,546	53%	1,150,632	344,559	30%	(55,000)	237,988	237,988		116,619	354,607	237,987.67
ELEVATOR INSPECTION	1,195,000	435,317	36%	1,110,078	329,466	30%	84,922	105,850	105,850				105,850.03
ECONOMIC DEVELOPMENT DIST	304,483	166,882	55%	304,483	136,198	45%	0	30,684	30,684	13,365			30,684.10
REGIONAL TRANSPORTATION	130,780	221,227	169%	131,525	34,206	26%	(745)	187,021	187,021	204,566			187,020.65
Vintage - AAAA													
ADRC- CO HLTH FOUND		53,800			0		0	53,800	53,800	53,800			53,799.79
RSVP-VOLUNTEERS		24,268			16,178		0	8,090	8,090	8,090			8,090.21
SHIP- Insurance Consulting		27,346			1,282		0	26,064	26,064	19,846			26,063.86
SMP		9,282			0		0	9,282	9,282	9,282			9,282.13
AGE/NUTRITION (non-Grant)		7,964			0		0	7,964	7,964		17,143	25,107	7,964.30
AGE/NUTRITION (State FY 21-22)		211,569			395,783		0	(184,214)	(184,214)				(184,214.00)
AGE/NUTRITION (State FY 22-23)		0			0		0	0	0				-
AGE/NUTRITION TOTAL	1,486,313	334,229	22%	1,536,712	413,243	27%	(50,399)	(79,014)	(79,014)	91,018	17,143	25,107	(79,014)
Energy Management												0	
WEATHER (Other)					6,182		0	(6,182)			2,947	(3,235)	(6,181.93)
WEATHER BEECH		5,000			5,401		0	(401)	(401)		24,222	23,821	(400.87)
WEATHER CARE		7,566			140,590		0	(133,025)	(133,025)		104,381	(28,644)	(133,024.80)
WEATHER CIP		157,949			115,145		0	42,804	42,804		(28,820)	13,984	42,804.18
WEATHER RE-ENERGIZE					0		0	0	0				
WEATHER (State FY21-22)		651,360			560,383		0	90,977	90,977			90,976.73	90,976.73
WEATHER (State FY22-23)		0			0		0	0	0			0.00	-
ENERGY MANAGEMENT TOTAL	2,886,170	821,874	28%	2,886,170	827,701	29%	0	(5,827)	90,977		146,815	96,958	(5,826.69)
Total COG Internal Programs	7,735,829	2,958,576		7,842,341	2,245,362		(106,512)	713,214	810,017	322,440	280,578	476,672	713,213.81
External Programs													
HOMELAND SECURITY	252,974	100,401	40%	252,974	100,402	40%	0	(1)	(1)				(1.06)
NWR HEALTH CARE COALITION	212,430	16,075	8%	212,430	38,070		0	(21,995)					(21,994.59)
WATER QUALITY/QUANTITY	170,018	179,826	106%	170,018	39,314	23%	0	140,513	140,513		94,428	234,941	140,512.92
WATERSHED SERVICES	53,276	13,178	25%	53,276	1,113	2%	0	12,065	12,065		19,620		12,064.55
NWCCOG FOUNDATION	4,500	0		3,500	11		1,000	(11)					(10.53)
Total External Programs	693,198	309,481	45%	692,198	178,909	26%	1,000	130,571	152,576	14,360	114,048	234,941	130,571
Total Program Funds	8,429,027	3,268,056	39%	8,534,539	2,424,271	28%	(105,512)	843,785	962,594	336,800	394,626	711,613	843,785.10
NORTHWEST LOAN FUND	962,000	898,557	93%	199,641	126,234	13%	762,359	772,322	772,322		3,065,208	3,837,530	772,322.44
INTERNAL SERVICE FUNDS													
INDIRECT	424,558	107,555	25%	484,024	114,985	27%	(59,466)	(7,430)	(7,430)		(14,758)	(22,188)	(7,430.45)
COG BUILDING FUND	92,183	23,046	25%	77,160	15,860	17%	15,023	7,186	7,186		100,232	107,418	7,185.71
MOTOR POOL	0	0		10,000	469		(10,000)	(469)	(469)		56,732	56,263	(469.14)
Total Service Funds	516,741	130,601	25%	571,184	131,315	23%	(54,443)	(714)	(714)		142,206	141,492	(713.88)
COG FUNDS Subtotal	9,907,768	4,297,214	43%	9,305,364	2,681,820	27%	602,404	1,615,394	961,880	336,800	3,602,040	4,690,636	1,615,393.66

Risk Ratings Report through 05/04/2022
By Funding Source, For All Funds
Grouped by Risk Rating > Fund

LoanID	Borrower	Fund	Subfund	Loan Amount	Principal Balance	ONE	ONE+	TWO+	THREE+	FOUR+	FIVE+	SIX+	Risk Rating	Rating Date	Reserve Percentage	Reserve Amount
Risk Rating: B. Watch, Fund: CDBG																
2014-0313		CDBG	CDBG-13-589	20,000.00	6,587.00								B. Watch	03/31/2020	10.00%	658.70
2015-0409-2		CDBG	CDBG-13-589	86,000.00	17,692.05	190.00	190.00	190.00					B. Watch	01/01/2020	10.00%	1,769.21
2016-0617		CDBG	CDBG-16-602	95,000.00									B. Watch	03/31/2020	10.00%	
2016-1107		CDBG	CDBG-16-602	99,000.00	3,516.29								B. Watch	07/28/2021	10.00%	351.63
2017-0914		CDBG	CDBG-16-602	250,000.00	185,173.88								B. Watch	03/31/2020	10.00%	18,517.39
2018-0305		CDBG	CDBG-16-602	280,000.00	210,673.45								B. Watch	03/31/2020	10.00%	21,067.35
2018-0510		CDBG	CDBG-16-602	25,000.00	19,662.90	460.00	460.00	460.00	460.00	460.00	460.00		B. Watch	03/31/2020	10.00%	1,966.29
2018-0913		CDBG	CDBG-16-602	98,000.00	33,880.55								B. Watch	03/31/2020	10.00%	3,388.06
2019-0516-1		CDBG	CDBG-16-602	95,000.00	82,015.70								B. Watch	03/31/2020	10.00%	8,201.57
2019-0516-2		CDBG	CDBG-16-602	50,000.00	27,372.79								B. Watch	03/31/2020	10.00%	2,737.28
2020-0213		CDBG	CDBG-16-602	100,000.00	74,521.78								B. Watch	03/31/2020	10.00%	7,452.18
2020-0326		CDBG	CDBG-16-602	51,000.00	33,521.06								B. Watch	03/31/2020	10.00%	3,352.11
2020-0514 CDBG		CDBG	CDBG-20-630	60,000.00	54,135.26								B. Watch	07/28/2021	10.00%	5,413.53

Risk Ratings Report through 05/04/2022
By Funding Source, For All Funds
Grouped by Risk Rating > Fund

LoanID	Borrower	Fund	Subfund	Loan Amount	Principal Balance	ONE	ONE+	TWO+	THREE+	FOUR+	FIVE+	SIX+	Risk Rating	Rating Date	Reserve Percentage	Reserve Amount
2021-0408		CDBG	CDBG-20-630	80,000.00									B. Watch	05/10/2021	10.00%	
2021-0610-3		CDBG	CDBG-20-630-Covid	75,000.00	59,523.22								B. Watch	07/28/2021	10.00%	5,952.32
2021-0708-1		CDBG	CDBG-20-630-Covid	210,000.00	210,000.00	2,600.00	2,600.00						B. Watch	01/31/2022	10.00%	21,000.00
2021-0708-2		CDBG	CDBG-20-630-Covid	80,000.00	76,683.40								B. Watch	08/10/2021	10.00%	7,668.34
2022-0113		CDBG	CDBG-20-630-Covid	80,000.00	30,000.00								B. Watch	03/01/2022	10.00%	3,000.00
2022-0113-2	AT	CDBG	CDBG-20-630	250,000.00	250,000.00								B. Watch	02/16/2022	10.00%	25,000.00
B. Watch - CDBG: 19 loans				2,084,000.00	1,374,959.33											137,495.96
Risk Rating: B. Watch, Fund: Energize Loans																
2021-0311-E		Energize Loans	Energize Loans	20,000.00	15,131.86								B. Watch	06/02/2021	10.00%	1,513.19
2021-0311-E2		Energize Loans	Energize Loans	20,000.00	15,763.97								B. Watch	06/02/2021	10.00%	1,576.40
2021-0408E		Energize Loans	Energize Loans	20,000.00	17,107.30	617.94	617.94						B. Watch	05/10/2021	10.00%	1,710.73
B. Watch - Energize Loans: 3 loans				60,000.00	48,003.13											4,800.32
Risk Rating: B. Watch, Fund: Revolved																
2014-1223		Revolved	Revolved	95,000.00									B. Watch	03/31/2020	10.00%	
2019-0516-1R		Revolved	Revolved	295,000.00	255,920.07								B. Watch	03/31/2020	10.00%	25,592.01
2019-0925		Revolved	Revolved	13,580.00	4,912.59								B. Watch	03/31/2020	10.00%	491.26

Risk Ratings Report through 05/04/2022
By Funding Source, For All Funds
Grouped by Risk Rating > Fund

LoanID	Borrower	Fund	Subfund	Loan Amount	Principal Balance	ONE	ONE+	TWO+	THREE+	FOUR+	FIVE+	SIX+	Risk Rating	Rating Date	Reserve Percentage	Reserve Amount
2019-1216		Revolved	Revolved	50,000.00	41,798.92								B. Watch	03/31/2020	10.00%	4,179.89
2020-0213R		Revolved	Revolved	100,000.00	13,317.78								B. Watch	03/31/2020	10.00%	1,331.78
2020-0330		Revolved	Revolved	100,000.00	41,769.76								B. Watch	03/31/2020	10.00%	4,176.98
2020-0514 R		Revolved	Revolved	110,000.00	98,960.36								B. Watch	07/28/2021	10.00%	9,896.04
2021-0610- 2		Revolved	Revolved	54,000.00	36,704.30								B. Watch	01/10/2022	10.00%	3,670.43
2021-1014- 2		Revolved	Revolved	56,000.00	54,698.78								B. Watch	11/08/2021	10.00%	5,469.88
B. Watch - Revolved: 9 loans				873,580.00	548,082.56											54,808.27
Risk Rating: B. Watch, Fund: State OEDIT																
2018-1011		State OEDIT	OEDIT-2017	25,000.00									B. Watch	03/31/2020	10.00%	
B. Watch - State OEDIT: 1 loans				25,000.00												
B. Watch: 32 loans				3,042,580.00	1,971,045.02											197,104.55
Risk Rating: A. Satisfactory , Fund: CDBG																
2014-0508		CDBG	CDBG-13-589	40,000.00	6,678.69								A. Satisfactory	11/30/2020	1.00%	66.79
2020-0910a		CDBG	CDBG-20-630	60,000.00	42,737.08								A. Satisfactory	10/15/2020	1.00%	427.37
2021-0311		CDBG	CDBG-20-630-Covid	40,000.00	28,571.49								A. Satisfactory	04/21/2021	1.00%	285.71

Risk Ratings Report through 05/04/2022
By Funding Source, For All Funds
Grouped by Risk Rating > Fund

LoanID	Borrower	Fund	Subfund	Loan Amount	Principal Balance	ONE	ONE+	TWO+	THREE+	FOUR+	FIVE+	SIX+	Risk Rating	Rating Date	Reserve Percentage	Reserve Amount
2021-0408-2		CDBG	CDBG-20-630	200,000.00	187,856.21								A. Satisfactory	07/19/2021	1.00%	1,878.56
2021-0610-1		CDBG	CDBG-20-630-Covid	93,000.00	87,404.32								A. Satisfactory	06/24/2021	1.00%	874.04
A. Satisfactory - CDBG: 5 loans				433,000.00	353,247.79											3,532.47
Risk Rating: A. Satisfactory , Fund: Revolved																
2021-1014-1		Revolved	Revolved	243,000.00	237,223.80								A. Satisfactory	11/09/2021	1.00%	2,372.24
2021-1116		Revolved	Revolved	40,000.00	36,979.78								A. Satisfactory	01/10/2022	1.00%	369.80
A. Satisfactory - Revolved: 2 loans				283,000.00	274,203.58											2,742.04
Risk Rating: A. Satisfactory , Fund: State OEDIT																
2020-0910b		State OEDIT	OEDIT-2017	30,000.00	21,368.67								A. Satisfactory	10/15/2020	1.00%	213.69
A. Satisfactory - State OEDIT: 1 loans				30,000.00	21,368.67											213.69
A. Satisfactory : 8 loans				746,000.00	648,820.04											6,488.20
Risk Rating: C. Substandard, Fund: CDBG																
2019-1010		CDBG	CDBG-16-602	100,000.00	95,554.66								C. Substandard	01/10/2022	30.00%	28,666.40
C. Substandard - CDBG: 1 loans				100,000.00	95,554.66											28,666.40
C. Substandard: 1 loans				100,000.00	95,554.66											28,666.40
Risk Rating: L. Probable Loss, Fund: CDBG																
2020-0331		CDBG	CDBG-16-602	60,000.00	60,000.00	606.00	606.00	606.00	606.00	606.00	606.00	4,242.00	L. Probable Loss	01/10/2022	100.00%	60,000.00
L. Probable Loss - CDBG: 1 loans				60,000.00	60,000.00											60,000.00
L. Probable Loss: 1 loans				60,000.00	60,000.00											60,000.00
Risk Rating: F. Foreclosure, Fund: Revolved																

Risk Ratings Report through 05/04/2022
By Funding Source, For All Funds
Grouped by Risk Rating > Fund

LoanID	Borrower	Fund	Subfund	Loan Amount	Principal Balance	ONE	ONE+	TWO+	THREE+	FOUR+	FIVE+	SIX+	Risk Rating	Rating Date	Reserve Percentage	Reserve Amount
2019-0910	██████████	Revolved	Revolved	79,500.00	73,584.56	855.00	855.00						F. Foreclosure	01/10/2022	80.00%	58,867.65
F. Foreclosure - Revolved: 1 loans				79,500.00	73,584.56											58,867.65
F. Foreclosure: 1 loans				79,500.00	73,584.56											58,867.65
Report total: 43 loans				4,028,080.00	2,849,004.28											351,126.80

Portfolio Summary Report for All Funds -- ACTIVE ACCOUNTS
By Funding Source
(All transactions)

05/04/2022 08 54 AM

Page 1 of 3

					Cumulative Pmts		Latest Pmts		Periods Past Due							
LoanID	Borrower	Close Date	Loan Amount	Principal Balance	Principal	Interest	Amount	Date	ONE	ONE+	TWO+	THREE+	FOUR+	FIVE+	SIX+	Days Past
Fund: CDBG, Subfund: CDBG-13-589																
2014-0313		05/05/2014	20,000 00	6,587 00	13,413 00	5,321 62	215 34	04/15/2022								< 30
2014-0508		05/14/2014	40,000 00	6,678 69	33,321 31	10,270 69	500 00	04/01/2022								< 30
2015-0409-2		04/22/2015	86,000 00	17,692 05	69,355 05	4,289 27	190 00	12/15/2021	190 00	190 00	190 00					60 +
CDBG - CDBG-13-589: 3 loans			146,000 00	30,957.74	116,089 36	19,881 58	905 34		190 00	190 00	190 00					
Fund: CDBG, Subfund: CDBG-16-602																
2020-0331		04/04/2020	60,000 00	60,000 00				05/15/2021	606 00	606 00	606 00	606 00	606 00	606 00	4,242 00	180 +
2018-0510		03/20/2020	25,000 00	19,662 90	5,337.10	642 90	460 00	08/04/2021	460 00	460 00	460 00	460 00	460 00	460 00		150 +
2016-0617		04/14/2017	95,000 00		95,000 00	18,058 84	69,682 04	01/31/2022								< 30
2018-0305		06/18/2018	280,000 00	210,673.45	69,326 55	41,373.45	4,400 00	04/11/2022								< 30
2019-0516-1		05/20/2019	95,000 00	82,015.70	12,984 30	11,875.70	1,130 00	04/11/2022								< 30
2017-0914		08/04/2018	250,000 00	185,173 88	64,825 90	36,622.10	2,818 00	03/31/2022								< 30
2018-0913		09/24/2018	98,000 00	33,880 55	64,119.45	12,554 55	1,966 00	04/29/2022								< 30
2019-0516-2		05/29/2019	50,000 00	27,372.79	22,627 21	5,372.79	1,000 00	04/18/2022								< 30
2020-0326		03/30/2020	51,000 00	33,521 06	17,478 94	2,521 06	1,000 00	04/18/2022								< 30
2016-1107		12/07/2016	99,000 00	3,516 29	95,483.71	15,586 29	2,200 00	04/14/2022								< 30
2019-1010		11/07/2019	100,000 00	95,554 66	4,445 34	4,550 66	500 00	04/25/2022								< 30
2020-0213		02/20/2020	100,000 00	74,521.78	25,478 22	6,564.70	1,501 50	04/25/2022								< 30
CDBG - CDBG-16-602: 12 loans			1,303,000 00	825,893 06	477,106.72	155,723 04	86,657 54		1,066 00	1,066 00	1,066 00	1,066 00	1,066 00	1,066 00	4,242 00	
Fund: CDBG, Subfund: CDBG-20-630																
2021-0408		05/10/2021	80,000 00		80,000 00	2,818 57	76,810 26	01/14/2022								< 30
2022-0113-2		02/16/2022	250,000 00	250,000 00			5,000 00	02/16/2022								< 30
2020-0514 CDBG		05/18/2020	60,000 00	54,135 26	5,864.74	5,685 26	525 00	04/14/2022								< 30
2021-0408-2		07/19/2021	200,000 00	187,856 21	12,143.79	6,294 96	2,048.75	04/29/2022								< 30
2020-0910a		10/15/2020	60,000 00	42,737 08	17,262 92	3,575 83	1,333 34	03/23/2022								< 30
CDBG - CDBG-20-630: 5 loans			650,000 00	534,728 55	115,271.45	18,374 62	85,717 35									

Portfolio Summary Report for All Funds -- ACTIVE ACCOUNTS
By Funding Source
(All transactions)

05/04/2022 08 54 AM

Page 2 of 3

					Cumulative Pmts		Latest Pmts		Periods Past Due							
LoanID	Borrower	Close Date	Loan Amount	Principal Balance	Principal	Interest	Amount	Date	ONE	ONE+	TWO+	THREE+	FOUR+	FIVE+	SIX+	Days Past
Fund: CDBG, Subfund: CDBG-20-630-Covid																
2022-0113	██████	01/20/2022	80,000 00	30,000 00			2,100 00	02/01/2022								< 30
2021-0708-1	██████	01/31/2022	210,000 00	210,000 00			4,200 00	02/01/2022	2,600 00	2,600 00						30 +
2021-0708-2	██████	08/10/2021	80,000 00	76,683.40	3,316 60	2,691.71	858 33	04/05/2022								< 30
2021-0610-3	██████	07/28/2021	75,000 00	59,523 22	15,476.78	2,573 22	2,257 00	04/14/2022								< 30
2021-0610-1	██████	06/24/2021	93,000 00	87,404 32	5,595 68	3,204 96	1,000 00	03/23/2022								< 30
2021-0311	██████	04/21/2021	40,000 00	28,571.49	11,428 51	1,836 50	603 36	04/11/2022								< 30
CDBG - CDBG-20-630-Covid: 6 loans			578,000 00	492,182.43	35,817 57	10,306 39	11,018 69		2,600 00	2,600 00						
CDBG: 26 loans			2,677,000 00	1,883,761.78	744,285.10	204,285 63	184,298 92		3,856 00	3,856 00	1,256 00	1,066 00	1,066 00	1,066 00	4,242 00	
Fund: Energize Loans, Subfund: Energize Loans																
2021-0311-E2	██████	06/02/2021	20,000 00	15,763 97	4,236 03	219.12	636.45	04/11/2022								< 30
2021-0408E	██████	05/10/2021	20,000 00	17,107 30	2,892.70	197 00	617 94	02/03/2022	617 94	617 94						30 +
2021-0311-E	██████	06/02/2021	20,000 00	15,131 86	4,868.14	223.46	636.45	04/11/2022								< 30
Energize Loans - Energize Loans: 3 loans			60,000 00	48,003.13	11,996 87	639 58	1,890 84		617 94	617 94						
Energize Loans: 3 loans			60,000 00	48,003.13	11,996 87	639 58	1,890 84		617 94	617 94						
Fund: Revolved, Subfund: Revolved																
2019-0910	██████	10/09/2019	79,500 00	73,584 56	5,915.44	8,370 56	5,260 00	03/21/2022	855 00	855 00						30 +
2021-1116	██████	11/18/2021	40,000 00	36,979.78	3,020 22	779.78	760 00	04/08/2022								< 30
2019-0516-1R	██████	05/20/2019	295,000 00	255,920 07	39,079 93	36,898 07	3,618 00	04/11/2022								< 30
2019-1216	██████	12/19/2019	50,000 00	41,798 92	8,201 08	3,768 92	570 00	03/31/2022								< 30
2020-0330	██████	04/02/2020	100,000 00	41,769.76	8,230 24	2,305.76	502 00	03/31/2022								< 30
2021-1014-2	██████	11/08/2021	56,000 00	54,698.78	1,301 22	1,110.78	603 00	03/31/2022								< 30
2021-1014-1	██████	11/09/2021	243,000 00	237,223 80	5,776 20	4,655 80	2,608 00	03/26/2022								< 30
2020-0514 R	██████	05/18/2020	110,000 00	98,960 36	11,039 64	10,410 36	975 00	04/14/2022								< 30
2021-0610-2	██████	06/21/2021	54,000 00	36,704 30	4,009 50	1,116.70	1,025 24	04/14/2022								< 30
2014-1223	██████	12/30/2014	95,000 00		96,000 00	22,774 01	34,449 56	01/04/2022								< 30

Portfolio Summary Report for All Funds -- ACTIVE ACCOUNTS
By Funding Source
(All transactions)

05/04/2022 08 54 AM

Page 3 of 3

					Cumulative Pmts		Latest Pmts		Periods Past Due							
LoanID	Borrower	Close Date	Loan Amount	Principal Balance	Principal	Interest	Amount	Date	ONE	ONE+	TWO+	THREE+	FOUR+	FIVE+	SIX+	Days Past
2020-0213R		02/20/2020	100,000 00	13,317.78	27,219.72	1,820 21	1,501 50	04/25/2022								< 30
2019-0925		10/15/2019	13,580 00	4,912 59	8,667.41	788 59	333 00	04/20/2022								< 30
Revolved - Revolved: 12 loans			1,236,080 00	895,870.70	218,460 60	94,799 54	52,205 30		855 00	855 00						
Revolved: 12 loans			1,236,080 00	895,870.70	218,460 60	94,799 54	52,205 30		855 00	855 00						
Fund: State OEDIT, Subfund: OEDIT-2017																
2018-1011		11/13/2018	25,000 00		25,000 00	3,012 66	12,512 66	04/05/2022								< 30
2020-0910b		10/15/2020	30,000 00	21,368 67	8,631 33	1,787 92	666 66	03/23/2022								< 30
State OEDIT - OEDIT-2017: 2 loans			55,000 00	21,368 67	33,631 33	4,800 58	13,179 32									
State OEDIT: 2 loans			55,000 00	21,368 67	33,631 33	4,800 58	13,179 32									
Report total: 43 loans			4,028,080 00	2,849,004 28	1,008,373 90	304,525 33	251,574 38		5,328 94	5,328 94	1,256 00	1,066 00	1,066 00	1,066 00	4,242 00	



2022 Risk Ratings – Northwest Loan Fund

Loan Grades and percentage of loan balance in Allowance for Loan Loss

LOAN GRADE	GUIDING DESCRIPTION	% OF LOAN BALANCE IN ALLOWANCE FOR LOAN LOSS
Satisfactory	Performing As Agreed and well secured	1%
Watch	New Loans - Non Real Estate secured	10%
Substandard	Issue with performance	30%
Doubtful	Concern for full collection	60%
Foreclosure	Foreclosure	80%
Probable Loss	Probable Loss-keep on reports until Charge-Off	100%



MEMORANDUM

To: NWCCOG Council
From: Jon Stavney, Executive Director and Doug Jones, Energy Program Director
Date: 5/5/2022
Re: **Inquiry regarding Growth Capabilities for Energy Program**

Thank you for the opportunity to present a deeper dive into the Energy Program funding and cash flow. Attached are the Energy Program budget pages from the approved 2022 Budget to provide reference to previous years as well as a worksheet providing more detail breakout of expenses for the Program budget year which begins July 1, a breakout of expenses per internal program for that year, as well as projected expenses based on early projections from the Colorado Energy Office for the next fiscal year beginning July 1 of 2023. The fourth table on this second document shows projected net revenues each year.

The object of this exercise is to show that the Energy Program has been growing, understands the challenges of growing a program and is capable of adapting to the growth expected in coming years. That growth is a result of the combined factors of:

1. Continued development of diversifying Fee-for-Service Programs CIP and CARE
2. Expected 5 or more-year increase in funding from the Colorado Energy Office due to federal programs and confidence in prior work of NWCCOG Energy Program and 300% match to Eagle County's contributions to the BEECH annual costs
3. Launch of the 5-year BEECH Partnership with Eagle County with funding from EC

In reviewing the columns on the adopted program budget it is worth noting that the overall size of the Energy program increased by roughly 10% from 2019 to 2020, and then by nearly 25% from 2020 to 2021 (actual, not budget). The second increase across both years can be attributed to the growth of CARE, CIP and the BEECH Pilot (line 4200) which grew from about \$60,000 in revenue in 2019 to just over \$1,000,000 in the 2022 budget. These "new" programs were launched specifically to diversify the funding stream from WAP which has been less consistent some prior years and to create revenues to stabilize and grow the program. WAP is effectively a pass-through program where only what is funded is what is spent.

During that same period, WAP funding (when lines 4100 and 4200) are combined remained rather steady. For the past two years, funding partners have been signaling that a significant increase to WAP funding was on the horizon. Taking line 4100 revenues of \$1.8 from the budget as we move to the second document we see that WAP is anticipated to increase beginning July 1 to \$2.65M for 2022-2023 fiscal year and then to \$3.2 the following year providing back-to-back WAP program budget increases of approximately 30% and over 20% again. Much of that increase is specifically related to CEO funding the WAP work on Eagle County BEECH units.

The challenges identified for meeting the challenge of growth are not unfamiliar to Energy Program Staff which ramped up the program in 2008 through the temporary stimulus funding. Much of the equipment and fleet were purchased during that time, and lessons learned included:

1. Robust onboarding of new employee and established ongoing training regimens which has much improved the program. Training practices will need to adapt to have dedicated staff focused on training in coming years. The program is much practiced at screening and hiring employees
2. Standing up a satellite office in New Castle to reduce drive time and pre-position employees, equipment and supplies closer to the work. During that time leadership learned how to manage multiple offices in the areas of personnel, workflow and procurement
3. How to best organize teams, keep work quality consistent across teams, and process more jobs from start to finish

Adaptations moving forward will include finding new approaches to:

1. Funding inventory. Supply chain issues and much higher volumes require more space and tighter management of product. Recently inventory has been purchased utilizing fund from the Net Revenues table at the bottom of the second document.
2. Having more specialists and fewer generalists, delegating more management responsibilities to a middle layer of management
3. Keeping quality control, hiring and retaining top employees, and preserving excellent company culture through expansion

NWCCOG Energy Program Budget Projections with purchase of building + additional personnel

Projected Expenses FY 2022-2023

	Silverthorne	New Castle*	Eagle	Total Expense
Salary	\$ 828,370.40	\$ 306,675.20	\$ 378,518.40	\$ 1,513,564.00
Fringe	\$ 324,716.40	\$ 113,557.92	\$ 130,869.00	\$ 569,143.32
Fringe	\$ 1,153,086.80	\$ 420,233.12	\$ 509,387.40	\$ 2,082,707.32
Overhead	combined	combined	combined	\$ 596,259.33
Operating	combined	combined	combined	\$ 1,220,000.00
TOTAL				\$ 3,898,966.65

Projected Program Budgets FY 2022-2023

WAP 7/1 - 6/30	CARE** 1/1 - 12/30	CIP** 10/1 - 9/30	ReEnergize** 1/1 to 12/31	Eagle CO / CEO** 1/1 - 12/31	TOTAL BUDGET	PROJECTED EXPENSE	PROJECTED NET REVENUE
\$ 2,655,000.00	\$ 1,000,000.00	\$ 161,000.00	\$ 150,000.00	\$ 400,000.00	\$ 4,366,000.00	\$ 3,898,966.65	\$ 467,033.35

Projected Program Budgets FY 2023-2024

WAP 7/1 - 6/30	CARE** 1/1 - 12/30	CIP** 10/1 - 9/30	ReEnergize** 1/1 to 12/31	Eagle CO / CEO** 1/1 - 12/31	TOTAL BUDGET	PROJECTED EXPENSE	PROJECTED NET REVENUE
\$ 3,186,000.00	\$ 1,300,000.00	\$ 161,000.00	\$ 150,000.00	\$ 400,000.00	\$ 5,197,000.00	\$ 4,678,759.98	\$ 518,240.02

Projected Net Revenues

	2022-23	2023-24
Annual Total Budget	\$ 4,366,000.00	\$ 5,197,000.00
Annual Total Expense	\$ 3,898,966.65	\$ 4,678,759.98
Net		

Notes:

*Salary and Fringe projections include 7 additional personnel to staff New Castle location

**Revenues will vary based on number of jobs completed

Overhead: Building costs including rent/mortgage, utilities, internet, phone, office supplies, vehicle expenses, insurance, HOA, and indirect

Operating: Job materials and other job associated costs

Energy Program Budget

					Projected	
		2019	2020	2021	2021	2022
ACCT #	ACCOUNT NAME	ACTUAL	ACTUAL	BUDGET	ACTUAL	BUDGET
4100	FEDERAL CONTRACT REVENUE	1,005,063	1,034,045	1,465,691	1,766,512	1,836,170
4200	STATE CONTRACT REVENUE	750,090	318,140			
4200	CARE/CIP/BEECH REVENUE	58,341	615,714	357,316	958,318	1,050,000
4430	OTHER SERVICES INCOME		(40)			
4620	REIMBURSED EXPENSES	10,393	(148)			
4620	LOCAL REVENUE	34,596		12,000		
4610	INSURANCE PROCEEDS		7,387		5,931	
4660	MATCHING FUNDS		7,030			
4830	GAIN ON SALE / INSURANCE PROCEEDS	2,689			3,000	
4640	CARRYOVER REVENUE		14,562			
	TOTAL REVENUES	1,861,172	1,996,690	1,835,007	2,733,761	2,886,170
6112	SALARIES - Program Director		92,865	95,481	95,481	115,000
6115	SALARIES - Program Manager	88,200	75,059	77,330	77,330	81,201
6131	SALARIES - Outreach Manager	9,526	52,983	54,105	58,181	63,008
6115	SALARIES - Outreach Assistant		34,416	38,601	41,600	43,680
6121	SALARIES - Weatherization Hourly	622,867	480,599	565,353	675,987	706,481
6141	SALARIES - Fiscal		12,333	19,905	22,887	39,218
6124	WX STAFF BONUS		58,313			98,000
6210	TAXES & BENEFITS	250,578	300,421	307,806	385,473	427,248
6410	CONTRACT STAFF	5,483		14,055		
6420	CONTRACT - FISCAL	9,485	5,608	8,418	8,417	
6510	CONTRACT SERVICES	144,382	23,506	42,263	75,088	77,340
6511	H&S CONTRACTOR		22,113		13,126	13,779
6520	OUTSIDE CONTRACT - OTHER		3,536			
	TOTAL SALARIES AND BENEFITS	1,130,521	1,215,013	1,223,317	1,453,569	1,664,955
6430	LEGAL EXPENSE			500		500
6610	OFFICE SUPPLIES	10,436	27,989	3,952	11,363	10,119
6630	CREDIT CARD FEES	514	396	396		396
6640	POSTAGE	1,284	3,360	620	1,181	1,240
6650	PRINTING	1,789	134	600	100	250
6655	PROGRAM EXPENSE	10,257	6,437			
6660	ADVERTISING	5,992	3,592	500	6,500	6,703
6670	INTERNET/WEBSITE EXPENSE		2,808		1,500	1,615
6680	DUES & SUBSCRIPTIONS	637	1,323	1,236	1,236	275
6730	TELEPHONE	10,848	11,469	8,198	14,556	14,556
6760	INSURANCE - vehicles/tools	10,329	6,229	14,894	5,288	5,288
6761	INSURANCE DEDUCTIBLE		1,124		700	797
6762	LIABILITY INSURANCE				3,000	3,893
6800	EQUIP. MAINT & REPAIR	2,433	1,813	5,955	4,772	4,271
6810	VEHICLE REPAIR/MAINTENANCE	24,126	33,080	18,763	18,217	30,706
6811	GAS, OIL & SUPPLIES	35,244	29,436	33,921	41,504	43,579

Energy Program Budget

					Projected	
		2019	2020	2021	2021	2022
ACCT #	ACCOUNT NAME	ACTUAL	ACTUAL	BUDGET	ACTUAL	BUDGET
6830	EQUIPMENT LEASE - LONG TERM		5,625		6,609	6,609
6840	TOOLS AND EQUIPMENT	67,969	127,987	7,449	89,031	78,813
7120	LICENSE & PERMIT FEES	476	180	1,000	4,000	4,072
7130	TRAVEL & MEETINGS	54,838	20,030	38,393	26,589	24,889
7150	TRAINING & TECH ASSISTANCE	14,636	33,512	8,961	6,870	6,106
7425	SOLAR	2,985				
7410	MATERIALS	399,844	346,986	267,020	678,289	688,831
	TOTAL PROGRAM EXPENSES	654,637	663,512	412,358	921,304	933,508
	OTHER EXPENSES					
7910	INDIRECT COSTS APPLIED	108,085	129,216	127,616	131,747	157,288
6720	OUTSIDE RENT & UTILITIES	59,741		53,801	75,160	77,415
6720	WX - COG GARAGE			13,081	13,081	13,704
6720	COG OFFICE RENT & UTILITIES		69,021	4,834		300
9140	DEFERRED EXPENSE		(43,170)		43,170	
8000	CAPITAL OUTLAY		16,922		149,347	39,000
	TOTAL EXPENSES	1,952,984	2,050,514	1,835,007	2,787,378	2,886,170
	REVENUES OVER EXPENDITURES	(91,812)	(53,824)	0	(53,617)	-

*New in 2022 BEECH					
*New in 2017 CARE & CIP					
*Contract staff is temp labor, contract services are outside vendors					

*Materials variance 2021: more funding received for add'l solar jobs, additional \$375,000 received for Beneficial Electrification

*Potential for 2022 revenues to increase 100% or more due to State of CO house bill, infrastructure bill, and Build Back Better, unable to currently budget because future funding is unknown

*Transit Vans moved from Tools & Equipment to Capital Outlay

*Additional staffing will be needed for growth starting at beginning of program's 2022-23 fiscal year; future positions not budgeted

OK Jon 11/16/2021

Jon and Becky reviewed 11-16-21





**Programs are the
Vehicle for Change**



21st Century Budgeting

**THE NEXT CHAPTER IN BUDGET
TRANSFORMATION IN SUPPORT
OF SUSTAINABILITY, EQUITY,
CLIMATE ACTION AND MORE**

The most trusted and well-known industry leaders agree... **Programs are the vehicle for change.**

ResourceX has been in the business of programs for over a decade and we are consistently leading the innovation in methodology and technology that supports your organization's ability to transform your budget and enact positive change in your community.



The 2022 Colorado PBB Community

**CITY OF AURORA
CLEAR CREEK COUNTY
CITY OF FT. COLLINS**

**CITY OF LITTLETON
CITY OF LONGMONT
CITY OF PUEBLO**

**PUEBLO WEST METRO DISTRICT
CITY OF WINDSOR**

PRIORITY BASED BUDGETING

SERVING LOCAL GOVERNMENTS IN PURSUIT OF A BETTER FUTURE

Provides the engaging and practical data needed to make and communicate decisions to your departments, elected officials, and residents.



WWW.RESOURCEX.NET

THE DATA YOU NEED

TO LEAD

YOUR ORGANIZATION

Denise Taylor, Outreach & Engagement Advisor, dtaylor@resourcex.net

Brent Sherman, Head of Sales, bsherman@resourcex.net

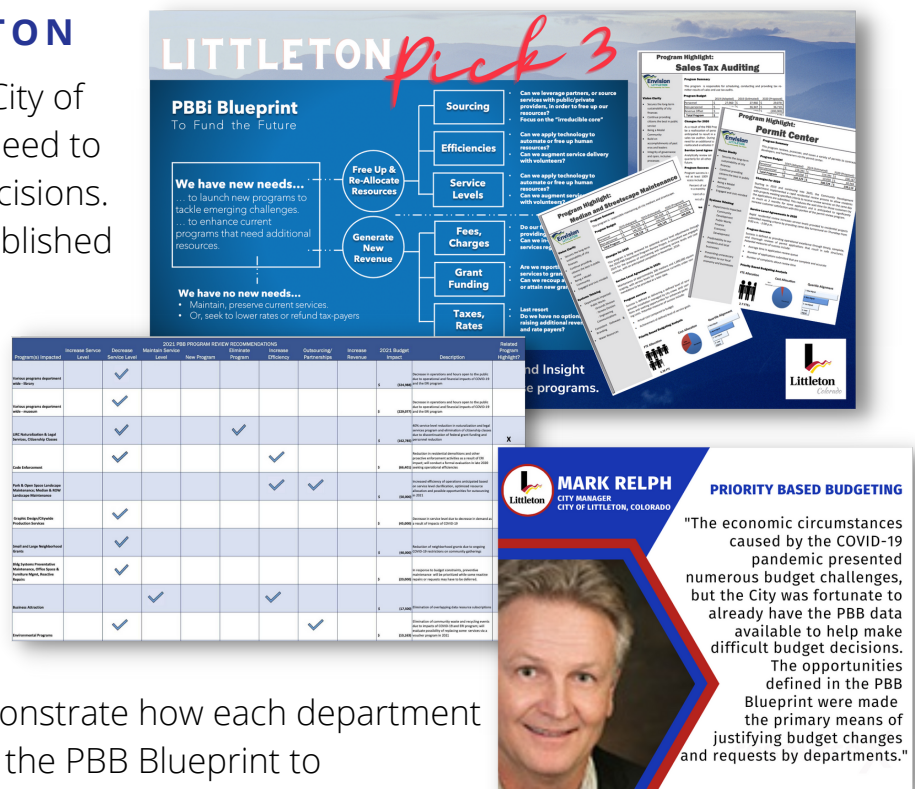
THE CITY OF PUEBLO

Like most cities across the country, the City of Pueblo was significantly impacted by COVID from an equity and fiscal sustainability perspective. They set goals of creating a clear definition of Equity for their community, incorporating that definition into their budgeting process, and repurposing resources to fund ideas for improving equity. ResourceX supported the city to develop a program based budget, helped to establish a definition of Equity, created evaluation categories and metrics to measure their programs against, and facilitated three Insight Workshops to capture ideas and outcomes the city wants to achieve at the program level.



THE CITY OF LITTLETON

As a result of COVID-19, the City of Littleton was faced with the need to make some tough budget decisions. The city was already well established in its PBB practice, having implemented program data review in its budget process through its Pick 3 initiative, and the concepts from the PBB Blueprint were the primary means of justifying budget requests from departments. The city's 2021 and 2022 budgets demonstrate how each department used their program data and the PBB Blueprint to communicate their budget requests and recommendations.



Denise Taylor, Outreach & Engagement Advisor, dtaylor@resourcecx.net
Brent Sherman, Head of Sales, bsherman@resourcecx.net

WWW.RESOURCEX.NET



What is the Government Finance Officer's Association's (GFOA) Rethinking Budgeting Initiative?

GFOA launched the Rethinking Budgeting campaign with the paper: "[Why We Need to Rethink Budgeting](#)." According to GFOA, local governments have long relied on incremental, line item budgeting where last year's budget becomes next year's budget with changes around the margin. Though this form of budgeting has its advantages and can be useful under circumstances of stability, it also has important disadvantages. The primary disadvantage is that it causes local governments to be slow to adapt to changing conditions. The premise of the Rethinking Budgeting initiative is that the public finance profession has an opportunity to update local government budgeting practices to take advantage of new ways of thinking, new technologies, and to better meet the changing needs of communities. [Program Budgeting](#), and [Priority Based Budgeting](#) position local government leaders to effectively govern in the 21st Century.

What is program budgeting?

There are many reasons to consider adopting [program budgeting](#), but perhaps the most important is its ability to create a more transparent budget. A program budget shows exactly what the government does and how much it costs. A program budget is meaningful to the governing board and the public because programs are directly relevant to how they experience public services. A program budget is organized into service areas, rather than just departments, objects of expenditure, and line items.

Budget discussions about police patrols and tree services, for example, are more meaningful than discussions about salary, benefit, commodity, and contractual service costs in the budgets of the police and public works departments.

Program budgets also clarify trade-offs between different spending options. When there are no new revenues, if the budget for police patrols is to be increased, then the budget of another program, like tree services, will need to be reduced.

What is priority-based budgeting?

[Priority Based Budgeting](#) (PBB) builds on a program budget, by evaluating program impact on an organization's intended outcomes. PBB allocates resources according to how well a program or service achieves the goals and objective that the community values most. In general, the steps of PBB include: identify priorities in terms of measurable results that have been agreed upon by stakeholders; prepare programs for evaluation; score those programs against priority results; compare the scores; allocate resources; and hold employees accountable for producing the results they promised.

Quick references:

[City of Duluth, Minnesota's implementation of PBB](#) – Government Finance Review
[City of Pittsburgh, Pennsylvania's Climate PBB Budget](#) – Atlas
[City of Longmont, Colorado's PBB homepage](#)
[City of Flagstaff, Arizona's PBB homepage](#)

Other Budgeting Terms:

What is zero-based budgeting?

[Zero-base budgeting](#) (ZBB) is a budgeting process that asks managers to build a budget from the ground up, starting from zero. ZBB arose as decision-makers desired more understanding and justification for line-item budgets presented as last-year's budget with an incremental addition (known as incremental budgeting).

What is target-based budgeting?

Target Budgeting is the application of any of the aforementioned budgeting approaches, with a targeted allocation of resources to any given department or division. Often times, policy is established, for example, to allow departments to receive 100% of fee-based charges for services (program revenue), while general government resources are subject to what the organization can afford. Targets can be set as across the board increases or decreases in general government revenue. Or, with PBB, targets are set in alignment with the priority of programs the department offers.

What is Outcome-based budgeting?

Outcome based budgeting is a type of Priority Based Budgeting, popularized by the City of Fort Collins Colorado, where the budget is allocated to outcomes, and outcome teams act as purchasing agents soliciting proposals from local government managers and service providers outside the organization as well.

Talai Shirey

From: Torie Jarvis
Sent: Tuesday, March 29, 2022 1:21 PM
Subject: New contact info, transition of jobs
Attachments: Torie Jarvis.vcf

Hello QQ'ers,


As many of you heard at the QQ Meeting a few weeks ago-- I am excited to announce that I will transition at the end of this month from my role with Dynamic Planning + Science to the law firm Sullivan Green Seavy, where I will join Barbara Green, counsel to QQ for more than 30 years, John Sullivan, and Jo Seavy as partner! I will start with Sullivan Green Seavy May 1st, with a transition period in April (where I will provide services for QQ).

I am very excited about this transition—and please know that my role with QQ will remain unchanged. I will continue to serve as Director/Staff Attorney on a contract basis through SGS, and SGS will continue its legal services as counsel to QQ as well. Dynamic Planning + Science will continue to support QQ work as a subconsultant on an as-needed basis.

Please use this email address, tjarvis@nwccog.org, as your primary contact. (The gqwater@nwccog.org also forwards to this email). My cell phone remains the best number for me: 970-596-5039.

Cheers,

Torie



Jon Stavney

From: Jessica Burley <jessieb@townofbreckenridge.com>
Sent: Thursday, May 5, 2022 9:37 AM
To: Jon Stavney
Subject: Mountain Towns 2030 Climate Solutions Summit
Attachments: Solutions Summit_Partnerships0422R1.pdf

This sender is trusted.

Hi Jon,

The 2022 MT2030 Solutions Summit will be taking place in Breckenridge in September, bringing together over 400 key stakeholders from our mountain and outdoor communities to develop solutions and accelerate our collective climate action planning.

Climate change presents a real threat to the future of our mountain communities, so the urgency and the need to pull everyone together and align on real solutions has never been more important.

We are planning three days of inspiring keynotes, workshops, and talks at Breckenridge's Riverwalk Center (and throughout the community) with businesses, resorts, community, and climate leaders so attendees leave with tangible ideas and solutions to help us all achieve zero emissions by 2030.

I would love to talk with you to see whether NWCCOG would be interested in joining us at the event. We'd love to have you there to showcase your leadership on this issue and support this important event. Attached is a partnership overview, please let me know if you're interested or have a few minutes to jump on a call to discuss it in more detail.

Thank you and I look forward to hearing from you.

Jessie Burley, SEA
Sustainability & Parking Manager
Town of Breckenridge
O: 970-547-3110






2022 Climate Solutions Summit Partnership Opportunities

The impacts of climate change are bearing down on our mountain and outdoor communities, presenting a material threat to our local economies, our livelihoods and our way of life. We are truly on the front lines of this existential issue so taking action on climate is not a choice for us, we must lead.

This is our opportunity. We have a deep passion to protect the places we love and the imperative to protect our local economies. Combined with our ability to act quickly, and impact millions of visitors each year, we have the capability to have a disproportionate impact.

Launched in 2019, Mountain Towns 2030 set out to leverage the leadership and learnings of Park City, UT and their bold commitment to reach 100% zero carbon by 2030 to inspire and help other mountain communities achieve the same ambitious goal.

The importance and urgency for MT2030 has never been greater.



Mountain Towns 2030 is a movement of mountain and outdoor communities – local governments, businesses, ski resorts, nonprofits and community leaders working together to achieve a bold climate goal: zero carbon emissions by 2030.

We're empowering mountain and outdoor communities to achieve zero carbon emissions by 2030.



CLIMATE SOLUTIONS SUMMIT 2022

The 2022 MT2030 Climate Solutions Summit

Breckenridge, CO September 20-22, 2022

The Climate Solutions Summit is MT2030's annual gathering of mountain and outdoor community stakeholders: resort companies, local electeds, sustainability and government staff, businesses, community leaders and local nonprofits.

It's a three-day conference of inspirational keynotes workshops, and conversations with some of our nation's foremost climate and business leaders, designed to find achievable solutions that accelerate a collective movement to zero-carbon emissions



An Audience Of Diverse Stakeholders

The inaugural 2019 Summit in Park City, UT was represented by over 30 mountain towns & counties, 15 governmental organizations, all four major ski resort companies and resorts, 30 non-profits, and over 40 businesses. This year, we are expecting 500 attendees representing Vail, Aspen, Jackson, Moab, Eagle County, CO, Summit County, CO, Park City, POWDR Corp, Boyne Resorts, Vail Resorts and many more.

Our corporate partners have an opportunity to connect with this influential audience of passionate community leaders and will be recognized for their innovation and leadership on this existential issue.






Putting Thought Into Real Action

There is no time left for talk or half-measures. The Climate Solutions Summit is designed to achieve real results.

The unique, collaborative format of the Summit features inspirational keynotes and intimate conversations with some of our nation's foremost climate and business leaders, while also convening workshops that facilitate collaboration amongst colleagues; trading solutions, ideas and best practices so that participants leave with a roadmap to achieve their climate goals back home.

A man with glasses and a suit is speaking at a podium. The background is a blurred stage setting with blue and white lighting.

"The relationships and knowledge we gained through our involvement in the inaugural MT2030 Summit were the tipping point for the commitments we have made in fighting climate change, including our pledge to net-zero emissions by 2030."

- Stephen Kircher, CEO Boyne Resorts

Partnership Opportunities:

Host Community: \$100,000 (closed)

Recognized as the "Host Community of The 2022 MT2030 Climate Solutions Summit."

Reserved for Breckenridge, Summit County, Frisco, Dillon, Blue River and Silverthorne.

- Name of community included in name of event ("Hosted by....")
- Showcase community climate action achievements throughout event
- Participation in event planning to ensure alignment with community goals
- Premier branding on website, stage, press releases and all collateral material
- Opportunity for day one welcome remarks, panel participation
- 30 credentials to the 2022 Summit

Presenting Partner: \$30,000

- Name of business in the event title:
"MT2030 Climate Solutions Summit, presented by xx"
- Opportunity for daily opening or closing remarks
- Premier branding on website, stage, press and all collateral material
- Recognition/logo in social media and all advertising
- Opportunity to sponsor breakfasts/lunches
- 15 credentials to the 2022 Summit
- Run :30 pre-roll before (4) archived videos on MT2030.org
- Run a :30 before opening speakers/panels during the conference
- Opportunity to provide an item for the attendee gift bags
- One email to attendee list post-event

Summit Partner: \$20,000

- Premier branding on website, stage, press, and all collateral material
- Opportunity for daily opening and closing remarks, or panel participation
- Customized activation (exclusive)
- Product sampling
- Opportunity for session introductions
- Recognition/logo in social media and all advertising
- 12 credentials to the 2022 Summit
- Run a :30 spot before one speaker or panel
- Run :30 pre-roll before (4) archived videos on MT2030.org
- One email to attendee list post-event

Alpine Partner: \$10,000

- Branding on website, stage, and all collateral material
- Opportunity for session introductions
- Recognition in social media
- 8 credentials to the 2022 Summit
- One email to attendee list post-event

Community Supporter: \$3,000

- 4 credentials to the 2022 Summit
- Branding on website, stage, and all collateral material

Mountain Towns 2030 is fiscally sponsored by the Park City Community Foundation, a 501c3 tax-exempt organization. Partnership contributions are tax-deductible and are directed to programs that help us achieve our mission throughout the year.



Contact:

Chris Steinkamp
Director, MT2030
chris@mt2030.org
303.815.2057

mt2030.org





Vintage Program Update

Recommendations for Contracts July 1, 2022-June 30, 2024

The RAC Grant Review Committee met on 3/11 to review and vote on funding recommendations for the next two state fiscal years, beginning July 1, 2022. Per the Area Agency on Aging's Policy & Procedure manual, the Advisory Council makes recommendations on funding to the AAA's governing organization (NWCCOG Council). Vintage is recommending contracting with the following providers for the below services:

New Providers

SFY 2022-2024 Funding	Service	Contracted Amount	Contracted Units	Unit Cost
Alpine Legal Services				
Eagle & Pitkin (Roaring Fork)	Legal Services	\$10,000	200	\$50.00
Routt County Council on Aging				
Routt	Home Delivered Meals	\$100,000	13,813	\$7.24
	Congregate Meals	\$60,000	4,269	\$14.05
	Evidence Based	\$12,266	500	\$24.53
	Transportation	\$40,000	1,943	\$20.59
Timberline Adult Day Services				
Summit County	Adult Day Care	\$10,000	133	\$75.19

New Registered Dietitians

SFY 2022-2024 Funding	Service	Contracted Amount	Contracted Units	Unit Cost
Patricia Murphy, RD				
Region-Wide	Nutrition Counseling	\$3,000	30	\$100
\$35 per hour	Nutrition Education	\$10,000	100	\$100
Kaitlyn Johnson, RD				
Region-Wide	Nutrition Consultation	\$25,000	n/a	
\$45 per hour				

Current Providers

SFY 2022-2024 Funding	Service	Contracted Amount	Contracted Units	Unit Cost
A Little Help				
Eagle & Pitkin (Roaring Fork)	Chore	\$2,000	100	\$20.00
	Info & Assistance	\$1,500	300	\$5.00
	Reassurance	\$3,000	300	\$10.00
Colorado Legal Services				
Region-wide	Legal Services	\$10,375	167	\$62.13
Eagle County Public Health & Environment				
Eagle County	Congregate Meals	\$115,000	10,400	\$11.06
	Home Delivered Meals	\$29,744	7,800	\$3.81
	Transportation	\$40,000	2,160	\$18.52
Mountain Family Center				
Grand County	Public Information	\$7,500	12,000	\$0.63
	Transportation	\$35,000	1,200	\$29.17
	Material Aid - Food	\$20,000	3,120	\$6.41
Grand County Rural Health Network				
Grand & Jackson	Case Management	\$55,000	1,300	\$42.31
	Info & Assistance	\$8,500	1,500	\$5.67
Grand County Senior Nutrition				
Grand County	Material Aid - Food	\$9,000	360	\$25.00
Jackson County Council on Aging				
Jackson County	Transportation	\$43,133	3,000	\$14.38
	Material Aid - Food	\$5,000	1,440	\$3.33
	Info & Assistance	\$10,050	1,950	\$5.15
	Public Information	\$16,618	49,234	\$0.34
	Chore	\$5,000	24	\$208.33
	Caregiver - Access Assistance - I&A	\$2,050	50	\$41.00
Pitkin County Adult and Family Services				
Pitkin County	Case Management	\$18,000	385	\$46.75
Pitkin County Senior Services				
Pitkin County	Congregate	\$86,904	10,000	\$8.69
	Home Delivered Meals	\$9,000	650	\$13.85
	Info & Assistance	\$8,500	7,500	\$1.13
	Public Information	\$12,300	50,000	\$0.25
Summit County Senior Services				
Summit County	Case Management	\$23,000	456	\$50.44
	Info & Assistance	\$8,500	8,500	\$1.00
	Public Information	\$8,500	17,000	\$0.50
	Caregiver - Access Assistance - I&A	\$10,000	96	\$104.17



PROGRAM UPDATES

To: NWCCOG Council
From: NWCCOG Staff
Date: May 18, 2022
Re: Program Updates

The following are events of note occurring since the January 2022 NWCCOG Council meeting.

Administration/Regional Business – *Jon Stavney, Executive Director*

This has been a month of wrapping up the reports being covered by the DOLA grant which ends in May. Here is the blurb on them from the newsletter:

The **Regional Broadband Report** highlights member and partner jurisdictions local efforts at public broadband over the past decade or more. The document is available as a PDF on the NWCCOG website:

<https://www.nwccog.org/programs/member-services/reports/> . Printed copies may be requested by contacting office@nwccog.org .

The **Effective Elected Officials Workbook** written by Executive Director, Jon Stavney has been mailed to all 31 Member jurisdiction managers with an extra copy for the Mayor or Chair. Already several jurisdictions have requested copies for their entire board. NWCCOG recommends an all-Council or all-Board retreat each time a new board or council member is seated as a best practice. Stavney is available upon request to facilitate retreats.

The **Northwest Loan Fund Program Report** has just been released. Written by NWCCOG Communications consultant Judi LaPoint, hard copies were circulated at the recent Economic Summit and are available either by contacting Anita Cameron or office@nwccog.org .

The **Regional Budgeting Practices Report** to be released by the end of the month. The results of the recent survey will be presented at the May NWCCOG Council meeting, along with a presentation from ResourceX a consultant that assists local governments in aligning budgeting strategies with priorities and outcomes. When printed the report will also be distributed among the membership and available on-line.

The Economic Summit preparations paid off with an amazing event May 5th. Kudos to Rachel for organizing the event and for Talai who was an amazing event planner and roadie.

Much of the rest of my time has been occupied on and off with the Energy Program building acquisition and the agreement with Eagle County. Both Doug and I are eager to move on from this step to move in and start ramping up the program for the additional funding and employees!

I attended much of the 3 day CCCMA conference in Glenwood which was again a great time to catch up with managers across the region and get material to share out in Newsletters.

This month, once again I was asked by the Town of Avon to interview Town Manager Eric Heil's direct reports for his evaluation and write a report. This was done in May within the new 20 hour limit established by Council for such engagements.

Economic Development District (EDD) – Rachel Lunney, Director Program

Regional Economic Summit –held on Thursday, May 5 and was a great success! We had about 80 attendees. Feedback from the day so far has been positive, and we have sent out an evaluation form to all attendees. Presentations are posted here: <https://www.nwccog.org/regional-summit/>. Rachel and Ralf Garrison will be having a follow-up meeting the last week in June to discuss possible follow-up projects resulting from the “Forces at Play” discussion. Save the date for next year’s summit: Thursday, May 4, 2023 at the Silverthorne Pavilion.

Data: Rachel will be preparing the June 2022 Quarterly Economic Update starting May 25 when QCEW Q4 2021 data is released. Update will be sent out mid-June.

Workforce Housing Report – Rachel has begun working on update to Regional Workforce Housing Report done in 2019. She had a call today with State Demography Office staff to work on putting together some data on housing units and usage comparing data over time. This report is planned to be released by the end of the year.

Resiliency: Rachel is participating in each DOLA Roadmap project within our region. We had a follow-up meeting with all roadmap leads on the 19, with DOLA staff, as a follow-up to the roundtable discussion we had at the March 24 EDD board meeting. The goal is to keep the CEDS at the forefront to make sure we are all in alignment with each other in this regional economic development planning effort, such that we don’t duplicate work. Rachel will be participating in the Summit County Roadmap meeting on June 6, which will involve all stakeholders, led by Better City (the consultant assigned to Summit County’s project).

EDA Cares Act Grant – closes June 30

Vintage – Erin Fisher, Director

Please see Council Packet for discussion: Vintage Recommendations for Contracts July 1, 2022-June 30, 2024.

Elevator Inspection Program (EIP) – David Harris – Director

Program Update will be provided at next Council Meeting.

Energy Program – Doug Jones, Director

The Energy Program has entered into an agreement with Garfield County and their CLEER program (Clean Energy Economy for the Region) to be the contractor for their new ReEnergize Garfield County program. [ReEnergize Garfield County - Garfield Clean Energy](#).

The ReEnergize Intake staff will provide a central contact point that will guide the applicant to the appropriate federal, state, or county program that they may qualify for. Garfield residents that earn less than 60% of the area median income (AMI) qualify for assistance through the Weatherization Assistance Program (WAP). Residents earning 60-80 % AMI will be directed to the Colorado Affordable Residential Energy (CARE) Program. Residents earning up to 120% of AMI will now have the option to enroll in ReEnergize Garfield County. There is a per home cap on spending so the auditor will determine the most beneficial measures that will provide the greatest energy savings benefit. Then Energy Program staff will install the measure(s). The goal for this year is two-fold: to provide benefits to 40 additional homes in Garfield through this program and to provide a proven energy saving template for other counties in our region.

The Energy Program maintains a robust training program for staff. One of the more high level certificates in Weatherization is the Building Performance Institute’s (BPI) Quality Control Inspector (QCI). It is an additional badge available once you have passed the Energy Auditor (EA) exam. These certificates need to be renewed every three years. Neal Ashforth, Justin Wiseman, and Doug Jones have been recertified. All passing with very high marks. Emily Hoskins and Nate Speerstra enrolled in the Center for Creative Leadership’s (CCL) “The Effective Leader” weeklong course. Our newest staff in the New Castle office, Angel Cereceres and Dolton Carson, will be going through the whole course of trainings that are required within the first 18 months of employment including OSHA 30, Lead abatement, Asbestos, Building Sciences, a BPI accredited certificate, forklift training, and whatever other self-identified work-related topics they would like to learn about.

Northwest All Hazards Emergency Management Region (NWAHEMR) – *Kimberly Cancelosi,*

Program Update will be provided at next Council Meeting.

Northwest Loan Fund (NLF) – *Anita Cameron, Director*

The Northwest Loan Fund - Sample of Clients report is now available on the NWCCOG website:

https://www.nwccog.org/wp-content/uploads/2022/05/NLF_Report2022FINAL_ADA.pdf

Northwest Region Healthcare Coalition (NWRHCC) – *Coalition Coordinators and Jon*

Program Update will be provided at next Council Meeting

Regional Transportation Coordinating Council (RTCC) – *Charles McCarthy, Mobility Manager.*

The last few months we've been working diligently with Mobility Managers around the state to develop a comprehensive veterans transportation program which will afford veterans free rides back and forth to the VA clinics utilizing the Highly Rural Transportation Grant. We're also working with agencies around the Northwest to develop a voucher program for use with BUSTANG. We believe this will not only help bridge gaps with inter-county transportation, but also give rides to those in need. We're still working on the development of a travel training program for use at the local senior centers. We're currently working with Summit County to potentially be the first to deploy the program and gauge reactions. The 5310 Mobility Manager funds match letters went out earlier this week and we're beginning to prepare to develop next years budget once the NOFA for 2023 MM funding is released.

Water Quality & Quantity Committee (QQ) – *Torie Jarvis, Director and Watershed Services & Summit Water Quality Committee (SWQC) –*

Torie provides summaries after each QQ meeting. If you don't receive these but would like to, let Talai or Torie know so they can add you to the list.

Broadband Program – *Nate Walowitz, Regional Broadband Coordinator*

NWCCOG and Region 10 No Local Match DOLA funding has been finalized. Nate Walowitz is working with CDOT, Zayo, Ciena, and Hye Tech Networks to complete the final design, contracts, and equipment orders to move forward. While our efforts have been complicated by some vendor decisions that Region 10 is pursuing, the Project THOR network will benefit from significant upgrades in capabilities and services available to our communities and ISP partners who deliver last mile services. This will assist our community partners through increased resilience and the ability to deliver broadband services to more communities at a lower deployment cost. Separately Nate Walowitz and Jon Stavney are working with Region 10 to develop an IGA to cover mutual support items and policies.

Grant information – NWCCOG and Region 10 received separate no match required DOLA grants expand on each of our middle mile broadband projects and connect both networks for mutual benefit of each region and extend our records of delivering affordable, reliable middle mile broadband services to NWCCOG, Region 11 communities along I-70, Region 10 and the Region 9 (SWCCOG) area as well. This supports the State of Colorado mission to enable the deployment of accessible, affordable last mile broadband services. This is one of the highlights of the Governor's Broadband Executive Order. Please see separate memo for details.

On May 5th, NWCCOG hosted a Regional Broadband Summit and Working Session. The event highlighted and celebrated local broadband efforts and accomplishments across the region, including insights and community stories from Project THOR partner jurisdictions. The State was well represented at our meeting with participation from Greg Winkler and Christie Doon from DOLA, Brandy Reitter from CBO, and Bob Fifer from CDOT. They discussed available and upcoming funding and coordination efforts to improve broadband statewide and within NWCCOG. Our new Network Operator, Hye Tech Networks, attended and it was the first opportunity for them to directly interact with our Project THOR Stakeholders. The afternoon was capped off by a presentation by Ciena talking about the current and future architecture of the Project THOR network and the benefits our grant dollar investments will provide for our current and future Project THOR served communities.

On May 13, the Department of Commerce's National Telecommunications and Information Administration (NTIA) issued the Notices of Funding Opportunity (NOFO) for three Infrastructure Act broadband programs: the \$42.5B for Broadband

Equity, Access and Deployment (BEAD), \$2.65B Digital Equity Act, and \$1B Middle Mile Broadband Infrastructure programs. We have been most focused on the BEAD program, which provides funding to deploy broadband to unserved and underserved locations. One of the key takeaways to keep in mind as communities look to develop their grant applications is the **NTIA has determined that “Priority Broadband Projects” are those that use end-to-end fiber-optic architecture. Three quotes regarding end-to-end fiber to homes, businesses and community anchors stood out in these documents:**

“Only end-to-end fiber will “ensure that the network built by the project can easily scale speeds over time to ... meet the evolving connectivity needs of households and businesses” and “support the deployment of 5G, successor wireless technologies, and other advanced services.”

“End-to-end fiber networks can be updated by replacing equipment attached to the ends of the fiber-optic facilities, allowing for quick and relatively inexpensive network scaling as compared to other technologies.”

“Moreover, new fiber deployments will facilitate the deployment and growth of 5G and other advanced wireless services, which rely extensively on fiber for essential backhaul.”

NOTE: The only way communities or our region will receive ANY of this funding is by creating and submitting a plan with cost estimates to the state and/or federal government.

Nate Walowitz has been supporting a number of NWCCOG communities that have organized efforts to apply for this funding.

Earlier this year, Governor’s Polis issued an Executive Order on Broadband and availability of federal broadband funding through the following sources. ARPA CPF funds (\$171M), future IIJA competitive funding of up to \$500M, as well as continued matching DOLA funding. The Governor’s Executive Order is attached. Some of these efforts are highlighted below. These dollar amounts are estimates of what the State of Colorado could receive for distribution to communities, Regional Broadband organizations, and service providers to reach 99% of Colorado residents by the end of 2027. The Federal Affordable Connectivity Program (ACP), is a federal benefit program to help households at or below 200% of the Federal Poverty Guidelines connect to broadband service. ISPs and consumers must register for this service for consumers to receive this benefit. The benefit provides a discount of up to \$30 per month toward internet service for eligible households.

For all these federal and state fund going forward, ISPs that are benefiting from broadband investment funds will be required to participate in the ACP program and the federally mandated reporting requirements.

Nate Walowitz’s local efforts continue in communities across the NWCCOG region to provide assistance in support of local broadband efforts.

Nate through DOLA is also supporting (Grand, Gilpin, Estes Park, Nederland, Lyons, Central City, and Blackhawk) in developing a recovery and resiliency roadmap as a part of the [DOLA Roadmaps program](#). This region’s focus has recently centered around broadband, and I’ve been doing some initial leg work to try and understand how best to formulate strategies and recommendations for the group to consider as they look toward implementation activities in the near future. Obviously, as this program is rolled out in other NWCCOG communities, Nate will support them as well should they identify Broadband as a need that they want to address in this initiative.



4/8/2022

**MEMBER
JURISDICTIONS**

City of Glenwood
Springs

ROUTT COUNTY

City of Steamboat
Springs
Town of Hayden

EAGLE COUNTY

Avon
Basalt
Eagle
Gypsum
Minturn
Red Cliff
Vail

GRAND COUNTY

Fraser
Granby
Grand Lake
Hot Sulphur Springs
Kremmling
Winter Park

JACKSON COUNTY

Walden

PITKIN COUNTY

Aspen
Snowmass Village

SUMMIT COUNTY

Breckenridge
Blue River
Dillon
Frisco
Montezuma
Silverthorne

Greg Winkler,
Regional Manager, Broadband Liaison
Colorado Department of Local Affairs
(Via email)

RE: Request to Modify terms of EIAF BO17 to Allow Purchase of IRU from Alternate Vendor

Greg,

Northwest Colorado Council of Governments is grateful to the leadership at DOLA for supporting and granting our most recent request to enhance Project THOR and buy-out the remaining years of the current IRU with the Colorado Department of Transportation (CDOT) and adjoining Mammoth/Zayo IRU. That grant positions NWCCOG to fully realize the potential of its investments in this middle-mile network, and to seamlessly interconnect with Region-10's middle-mile network, which was also awarded a grant to fulfill similar ambitions. This fiber along Interstate 70 from near our Internet Point of Presence (POP) in downtown Denver extends through fiber from both IRUs all the way to the Project THOR partner meet-me-center in the City of Glenwood Springs. That state-owned fiber, more than 170 miles, comprises over a third of our entire network loop including a variety of interconnects, and truly is the backbone of our existing network.

As you are aware from correspondence from our partner, Region-10; for a variety of reasons, including timing, pricing, service level agreements (SLA), "operations and maintenance" schedules (O&M), as well as other advantages rolled into the negotiations such as a connection to a backup additional POP in Salt Lake City (and other reasons specific to Region 10's plans), our two regions have explored an alternative vendor for an IRU for fiber along the I-70 alignment that would entail minimal technical difficulty to migrate services.

That exploration has revealed that we can purchase fiber leases with significant improvements to price, SLA, O&M schedules while still accessing best-in-class fiber combined with a better cost solution that delivers equivalent or better services from a vendor in the private marketplace. We have not yet approached CDOT about amending the scope of our current 10-year IRU to remove the I-70 segment from that agreement while continuing to maintain and IRU for use of CDOT fiber along CO 9 in Summit County and Eby Creek Road in the Town of Eagle.

We have paid CDOT for the IRU for the first three years of use up until Dec 31, 2022. Following DOLA's consideration of this request we will approach CDOT. Though our diligence on this change is not complete, we are leaning in the direction of the alternative vendor. Important segments of Project THOR not along I-70 will need to remain in place for the integrity of Project THOR. We intend to continue our IRU with CDOT for those segments and would like to use the grant for that purpose, to buy-out the remaining 7 years on the IRU period with CDOT while making this change.

The purpose of this correspondence is request that DOLA modify the terms of the grant to allow NWCCOG on behalf of Project THOR to purchase an IRU from an alternative, private-sector vendor rather than as stated solely from CDOT, the entity specifically cited in the recent grant award (EIAF BO17). Time is of the essence with this request as our negotiations are in parallel with Region-10's with this alternate vendor.

We have celebrated the use of state-owned, public fiber from CDOT for Project THOR, and are proud of the mutually beneficial public partnership between NWCCOG and CDOT as well as with DOLA. We could not have gotten Project THOR off the drawing board three years ago without the generosity of both state agencies. We are aware of DOLA's recognition of the growing public, middle-mile fiber networks in Regions 10 and 12 (Project THOR) which it deemed to be "of State Interest" in the grant award. We are also aware that DOLA funded half of the startup costs of Project THOR through previous grants matching funding supplied by the local meet-me-center hosts that comprise the Project THOR collaborative structure. We are sensitive to and wish to minimize any unintended repercussions of what we are viewing as a business decision that is in the interest of our stakeholders in Project THOR.

NWCCOG is approaching DOLA before approaching CDOT about this matter. We respectfully request your support to enter into agreements for the purchase of fiber IRUs and wholesale services with a private vendor as a substitution for state services identified in the grant application.

Respectfully,

A handwritten signature in black ink, appearing to read 'Jon Stavney', with a stylized flourish at the end.

Jon Stavney
Executive Director,
Northwest Colorado Council of Governments

cc. Nate Walowitz, NWCCOG Regional Broadband Director,
Alyssa Shenk, NWCCOG Council Chair (Town of Snowmass Village)



Northwest Colorado Council of Governments

Economic Development District (EDD) Board Meeting

March 24, 2022

Conference Call Only ("Present" means on the call")

Council & EDD Board Members Present:

Alyssa Shenk, Town of Snowmass
Corry Mihm, Summit Prosperity Initiative
DiAnn Butler, Grand County EDD
Jeanne McQueeney, Eagle County
Josh Blanchard, Summit County
Patti Clapper, Pitkin County
Chris Romer, Vail Valley Partnership
Erin McCuskey, SBDC
Kristin Brownson, Town of Breckenridge
John Bristol, Steamboat Chamber of Commerce
Mark Hoblitzell, CDLE

Others Present:

Keely Ellis, OEDIT
Matt Kireker, Sen. Benn
Ashley Perl, Pitkin County
Jeanne Bistranin, Summit Foundation
Paige Johnson, Colorado Dept. of Local Affairs
Kara Silbernagel, Pitkin County
Eddie O'Brien, Summit County

NWCCOG Staff:

Becky Walter
Talai Shirey
Jon Stavney
Rachel Tuyn

Call to Order:

DiAnn Butler, EDD Chair, called the Economic Development District (EDD) Board meeting to order at 12:30 pm. Roundtable introductions were completed, and a quorum was present for the group.

Approval of January EDD Board Meeting Minutes

M/S: John Bristol/Corry Mihm to approve the January 2022 EDD Board Meeting Minutes as presented.

Passed: Yes

DOLA Roadmap to Recovery Project Roundtable Discussion

Funded by EDA and DOLA, there are five different Roadmap projects are underway in the NWCCOG Region. NWCCOG intends to incorporate some of these projects into the SEDS.

Erin McCuskey, Eagle County –Originally applied for a larger region for the roadmap but have narrowed down to Eagle County. The desire is not to isolate the region but to start working as a cross region project. The initiative is Workforce Resiliency however they have not homed in on the project yet; they are working on finding something deliverable. There is interest in working across normal jurisdictions to find a solution to workforce resiliency.

Kara Silbernagel, Pitkin County –Started the process with the state template however recognized stakeholder engagement was necessary. The conversation led to workforce resilience and how to keep people. The workforce and leaders are burned out, healing the fatigue is the first step. Momentum in the valley for regional housing coalition is already in place; currently looking at using the state resources to help come up with innovative actions helping the housing in the roaring fork area. Breaking ideas into "Big Roadmap" and "Little Roadmap"; working with consultants on data updates and a "toolkit" to use resources to benefit the most.

Corry Mihm, Summit County –There are many innovative initiatives already geared toward housing and childcare in Summit County. The focus for the DOLA Roadmap has been narrowed down, focusing on economic resilience, diversification and supporting small business. Consultants have provided interviews which show that Summit County needs to take a step back to make sure the vision hasn't changed. Summit County Government is in the process of updating the Master Plan and there will be a stakeholder meeting in the spring.

John Bristol, Routt County –Unique to Routt County are the coal mines, powerplants and Just Transition. An intergovernmental agreement Routt, Moffit, Rio Blanca Northwest Colorado Development Council has been tasked with project planning. Phase I - Regional support and communication; Phase II - Consultant round tables and community engagement. Focus is on regional transit, Industry diversification, resilience, and livability.

DiAnne Butler, Grand County – Region includes Grand, Clear Creek, Gilpin, Netherlands, Lyons, and Estes Park. Struggles include changes in the team and having to reiterate the “wish list”. Housing, broadband, transportation and workforce have been the focus however each community has much different needs. There may be sub-committees created to start identifying projects. Page Johnson with the Colorado Resiliency Office confirmed there is a lot of variation in this region. The next steps need to include stakeholder engagement once a project has been narrowed down. Currently there is a small group of people working a very large region.

Josh Blanchard, Summit County – Summit County is redefining Workforce Resiliency to encompass additional issues to include childcare and mental health. Look within the communities for talent to “grow your own”, not necessarily for high skilled positions but to include all jobs for economic resiliency.

Patti Clapper, Pitkin County – Essence of workforce resiliency is community resiliency. The sense of community needs to be built back up. Without the necessities such as childcare it is difficult to strengthen the workforce.

Workforce Update

Jessica Valand, CDLE provided a workforce update. The DOLA roadmaps

While workforce resiliency can encompass the additional issues including childcare and mental issues, the focus from CDLE remains on the Department of Labor. The Federal government put out these programs to train the workforce. In the mountain region, the struggle is that we already attract highly educated people to this region so additional training is not the solution. The challenge in our communities is paying people enough to take the lower paying service jobs that are necessary in our community.

Mark Hoblitzell, CDLE shared unemployment rates for January, the NWCCOG Region continues to see declining rates. Summit County is at the lowest at 2.4%. There will be revised data available at the May EDD Board meeting. The census released the population growth reports, the NWCCOG region is generally staying flat. The general theme shows that anyone who is able and willing to work is currently working. It is expected that the labor shortage will be around for some time to come.

Jessica Valand - Funding is available for sector partnerships, specifically for certain industries. The challenge is finding an industry that works for our region as they are generally looking for higher paying positions. There was recently interest in a retail sector partnership. The funds are available, if anyone is interested in exploring a sector-based partnership please reach out.

Rachel – Co SEDS is recruiting private business as advisors for a committee for the statewide SEDS. Please reach out if you know of a local entrepreneur who may be interested.

Adjournment:

M/S: Jessica Valand / Josh Blanchard adjourned the EDD meeting at 1:52 pm.

Passed: Yes

DiAnn Butler, EDD Chair

Date