



# AGENDA

Thursday, July 7, 2022

CONFERENCE CALL ONLY—NO IN-PERSON MTG

NWCCOG 10 a.m. – 12 p.m.

EDD 12:30 p.m. – 2:30 p.m.

## VIDEO & PHONE CONFERENCE INFORMATION

Join Zoom Meeting

<https://us06web.zoom.us/j/88166216134?pwd=MFB0Z2VRVEpHSXhYZHRubVRXc3poZz09>

Meeting ID: 881 6621 6134

Passcode: 119033

## NWCCOG COUNCIL BOARD MEETING

10:00 a.m.	1.	Call to Order – NWCCOG Council Chair, Alyssa Shenk	
	2.	Roll Call and Determination of Quorum	
	*3.	ACTION: May 2022 Council Meeting Minutes	Pgs. 3-5
10:05 a.m.	4.	UPDATE: NWCCOG Financials <ul style="list-style-type: none"> <li>- Documents are for review, not approval</li> <li>- NWCCOG – List of Bills</li> <li>- NWCCOG – Balance Sheet</li> <li>- NWCCOG – Statement of Revenues and Expenditures</li> </ul>	Pgs. 6- 33
	*5	ACTION: NLF 1 <sup>st</sup> Quarter Financials <ul style="list-style-type: none"> <li>- Northwest Loan Fund – Balance Sheet</li> <li>- Northwest Loan Fund – Budget vs Actual</li> </ul>	Pgs. 34-36
	6.	UPDATE: NLF Reports <ul style="list-style-type: none"> <li>- Documents are for review, not approval</li> <li>- Northwest Loan Fund – Risk Ratings</li> <li>- Northwest Loan Fund – Portfolio Summary</li> <li>- Loan Policy Excerpt as reference for Risk Ratings</li> </ul>	Pgs. 37-44
10:15 a.m.	7.	UPDATE: Energy Office building purchase, tenant finish, loan. <ul style="list-style-type: none"> <li>- Closing Scheduled for July 8<sup>th</sup></li> <li>- Tenant Finish will then begin (6 weeks)</li> <li>- When Complete, will close on First Bank loan for both and repay NWCCOG Reserve</li> </ul>	
	8.	FOLLOW UP: Did any of you have an interest in ResourceX cohort? <ul style="list-style-type: none"> <li>- Mailed Budget reports two to each Manager, should we send enough for each Board/Council Member? Printed enough for that.</li> </ul>	Pg. 45
	9.	QUESTIONS: <ul style="list-style-type: none"> <li>- August is “Annual Planning Meeting” Jon out then, Lets Plan Today</li> <li>- <b>Share Member Ideas for NWCCOG activities or projects for 2023</b></li> <li>- <b>--Particularly anything that needs to be Budgeted, or funded with DOLA Grant – due in August</b></li> </ul>	
10:30 a.m.	*10.	ACTION: Proposed 2023 Member Dues <ul style="list-style-type: none"> <li>- Proposed 2023 NWCCOG Dues require approval from Council</li> <li>- Approved 2023 QQ Dues spreadsheet</li> <li>- I move to accept the Proposed Member Dues calculations for 2022 as presented...</li> <li>- CPI up 8.3% past 12 months</li> <li>- Energy Expansion and Project THOR not impacting budget</li> <li>- Costs of Personnel, Travel and Products up</li> <li>- Delivering high Value Product at COG</li> </ul>	Pg. 46

	11.	DISCUSSION: 12 Months after Mountain Migration Report release - What actions has your jurisdiction taken? - What progress has been made on state or federal recommendations?	
	12.	DISCUSSION: What issues are most impacting your local jurisdiction that NWCCOG could assist, inform or research?	
10:45 a.m.	13.	PRESENTATION: Elected Officials Workbook - By Jon Stavney - Available for Facilitations, Retreats, new elected onboarding - Available on website at: <a href="https://www.nwccog.org/wp-content/uploads/2022/05/22018-Elected-Officials-Workbook_v5.pdf">https://www.nwccog.org/wp-content/uploads/2022/05/22018-Elected-Officials-Workbook_v5.pdf</a>	<a href="#">NWCCOG Website</a>
11:00 a.m.	14.	UPDATE: Legislative update	
	15.	PROGRAM UPDATES: - Summary document in the packet. If you have any questions for our programs that may benefit the whole group, please ask for further detail at this time.	Pgs. 47-48
11:20 a.m.	16.	MEMBER UPDATES	
	17.	UPDATE: New Business - August Meeting – Jon will be absent, little business, should be short - Gun Violence Letter TOSV - Infrastructure Summit Registration	Pgs. 49-50
11:59 a.m.	*18.	Adjourn NWCCOG Meeting	
<b>NEXT NWCCOG MEETING:</b> Thursday, August 25, 2022 Conference Call from 10am – 12pm			
<b>NWCCOG Officers:</b> NWCCOG Council Chair – Alyssa Shenk, NWCCOG Council Vice-Chair – Patti Clapper NWCCOG Council Secretary-Treasurer – Carolyn Skowyra			
<b>NWCCOG Executive Committee:</b> Region XII county members –Josh Blanchard, Patti Clapper, Jeanne McQueeney, Kristen Manguso, and Coby Corkle. Municipal members – Alyssa Shenk, Andy Miller, Carolyn Skowyra, and Patty McKenny.			

\* requires a vote

### NWCCOG ECONOMIC DEVELOPMENT DISTRICT (EDD) BOARD MEETING

12:30 p.m.	1.	Call to Order – EDD Board Chair, DiAnn Butler	
	2.	Roll Call and Determination of Quorum	
	*3.	ACTION: May 2022 EDD Meeting Minutes	Pgs. 51-52
12:35 p.m.	4.	UPDATE: Workforce Update – CDLE Team	
1:00 p.m.	5.	UPDATE: Regional Economic Update	Pgs. 53-60
1:30 p.m.	6.	New Business	
2:30 p.m.	*7.	Adjourn NWCCOG Meeting	

### NEXT EDD BOARD MEETING:

Thursday, August 25, 2022 Conference Call from 12:30pm – 2:30pm

**EDD Officers:** EDD Chair – DiAnn Butler, EDD Vice-Chair – Patti Clapper, EDD Secretary-Treasurer – Kristen Manguso

\* requires a vote

Please notify [office@nwccog.org](mailto:office@nwccog.org) 5 days in advance if you require any accommodations to attend this meeting.



# Northwest Colorado Council of Governments

## NWCCOG Council Meeting

May 26, 2022

Conference Call Only ("Present" means on the call")

### **Council Board Members Present:**

Alyssa Shenk, Town of Snowmass Village  
Thomas Fridstein, Town of Snowmass Village  
Skippy Mesirow, City of Aspen  
Tamra Nottingham Underwood, Town of Avon  
Patti Clapper, Pitkin County  
Kristen Brownson, Town of Breckenridge  
Sara Nadolny, Town of Basalt  
Ernie Bjorkman, Town of Grand Lake  
Michael Buccino, City of Steamboat Springs  
Matthew Langhorst, City of Glenwood Springs

### **Others Present:**

Christina Oxley, CDLE  
Chris Fabian, ResourceX  
Denise Taylor, ResourceX  
David Reynolds, Summit County  
Melanie Leaverton, Jackson County  
Leslie Edwards, Town of Frisco  
John Bristol, Routt County

### **NWCCOG Staff:**

Jon Stavney  
Doug Jones  
Rachel Tuyn  
Erin Fisher  
Talai Shirey  
Nate Walowitz  
Anita Cameron

### **Call to Order**

Alyssa Shenk, NWCCOG Council Chair, called the Northwest Colorado Council of Governments (NWCCOG) meeting to order at 10:00am. Roundtable introductions were completed, and a quorum was present for the group.

### **Approval of March 2022 Council Meeting Minutes**

***M/S: Patti Clapper/Tamra Nottingham Underwood*** to approve the March 2022 Council Meeting Minutes as presented  
***Passed: Yes***

### **Approval of 2021 NWCCOG 1<sup>st</sup> Quarter Financials**

Jon presented the NWCCOG 1<sup>st</sup> Quarter Financials including the list of expenditures. For the benefit of new members, Jon explained Council fiscal responsibilities, where to find the "How to Read a Bill Schedule" and a description of the different departments operating expenses. There was one question regarding the cost of a Lowe's charge which Doug confirmed was an appliance for the Energy Department. NLF financials were not included in the packet and do not require a vote.

***M/S: Patti Clapper/Thomas Fridstein*** to approve the NWCCOG 1<sup>st</sup> Quarter Financials for NWCCOG as presented  
***Passed: Yes***

### **EDD Summit and Broadband Summit**

Alyssa Shenk thanked NWCCOG for the EDD Economic & Broadband Summit and presented the NLF Client Profile Report.

### **Energy Budget Review/Forecasting for the purchase of warehouse**

Doug provided requested details on the Energy budget, forecasting and purchase of the new Eagle warehouse. He went over the memo and budget detail pages in the packet. The Energy Department has grown in the past 5 years from a \$1M/year WAP program to \$4.3M/year diversified program including CARE and CIP. Continued growth through HB1105 and SB231 will greatly increase the WAP program over the next four years. Additionally, CARE and ReEnergize programs are growing along with others. The Energy program services 13 regions of which the Eagle warehouse will work as a HUB. The space in Silverthorne and New Castle are both rented spaces and are not ideal locations. There was a discussion regarding hiring and retaining staff; through Facebook, Energy has been growing staff constantly and continues to receive excellent candidates applying for positions. Housing for employees continues to be a concern but

not a major issue for his staff. Jon confirmed that Doug has a great system that can handle the rapid employee growth needs. There were no questions or concerns voiced from Council and no action required.

### **Recognition of Greg Winkler, DOLA**

Jon presented the NWCCOG Regional Broadband 10 Year Report highlighting the success stories in which Greg Winkler, who is retiring from DOLA, was an incredible partner. Over the past 10 years, DOLA has invested over \$37M which was matched by Region 12 communities and partners making the Broadband program successful. The NWCCOG Regional Broadband 10 Year Report was well received at Mountain Connect in Keystone and Brandy Reiter will provide the report to the Governor. The NWCCOG Broadband program has received local and nationwide recognition and support.

### **NWCCOG 2022 Regional Survey of Budgeting Practices**

Jon presented the results from the Budget Survey by screen sharing the newly published report and reviewing the highlights. The 2022 Regional Survey of Budgeting Practices Report was created from a DOLA checklist which NWCCOG sent out as a survey to member municipalities. The results were compiled into this Report providing comparisons for local government allowing a closer look at budgeting practices and policies. Other survey questions included disaster planning, software/enterprise resource planning and demographics. The full NWCCOG 2022 Regional Survey of Budgeting Practices Report is available at: <https://www.nwccog.org/programs/member-services/reports/> Hard copies will be mailed out to each jurisdiction with a cover letter requesting input on possible follow up research. Jon also was seeking input on whether a cohort of NWCCOG Member Jurisdictions were interested in applying for a DOLA grant to go through a process with ResourceX to explore shifting to Priority Based Budgeting practices.

### **Presentation ResourceX**

Jon Stavney introduced Chris Fabian and Denise Taylor with ResourceX who work with local governments to rethink budgeting. Chris Fabian presented Priority Based Budgeting for 21<sup>st</sup> Century Budgeting. Communities who are interested in ResourceX presentations may contact Denise Taylor [dtaylor@resourcex.net](mailto:dtaylor@resourcex.net).

### **Upcoming DOLA Grant – August**

Not intending on the mini grant this year. If anyone has ideas, please reach out to Jon. He discussed some preliminary concepts. Input will be needed prior to the July meeting so Jon can prepare the grant submittal in August.

### **Director Updates**

Torie Jarvis is now with Barbara Greens firm and will remain Director of NWCCOG Water Quality/Quantity Committee.

### **Mountain Towns 2030**

Breckenridge is hosting Climate Solutions Summit 2022 and NWCCOG has been requested to sponsor the event. A discussion was had regarding NWCCOG sponsorship, no one opposed and NWCCOG will budget for a Community Sponsorship of \$3000. A number of members said that their entire councils attended the previous conference in Park City and were “very energized” by it. The consensus was for NWCCOG to sponsor at that level.

### **Regional Advisory Council (RAC) Grant Review for Vintage**

Erin presented the recommendations for SFY 22-24 funding which includes contracting 5 new providers of which 1 is from Routt.

### **Program Updates**

Program updates are provided in each packet for review. Instead of reading through each update, members can review and contact Jon with questions.

### **New Business**

A discussion was had about having the July and October meeting in person. There was some interest in meeting in-person but concern for hybrid meetings. The August meeting may need to be rescheduled; in which case it was requested that Council be notified as soon as possible to avoid schedule conflicts.

**Adjournment**

***M/S: Patti Clapper/Skippy Mesirow*** adjourned the NWCCOG Council meeting at 11:58 a.m.

***Passed: Yes***

---

Alyssa Shenk, NWCCOG Council Chair

---

Date

# Northwest Colorado Council of Governments

## List of Bills by Class

### April 2022

Type	Date	Name	Amount
<b>* COG PROGRAM FUNDS</b>			
<b>1100- Regional Business</b>			
Bill	04/22/2022	Cornerstone Geospatial Consulting	8,127.50
Bill	04/29/2022	N. Moya Design	4,133.80
Check	04/20/2022	Enterprise Fleet Management	539.98
Bill	04/30/2022	Wex Bank	127.72
Credit Card ...	04/14/2022	Juicy Lucy's Steakhouse	120.66
Credit Card ...	04/28/2022	Amazon.com	104.69
Credit Card ...	04/14/2022	The Italian Underground	63.87
Credit Card ...	04/13/2022	Amazon.com	41.16
Credit Card ...	04/04/2022	Amazon.com	21.73
Credit Card ...	04/25/2022	Smiling Moose Deli	18.80
Credit Card ...	04/04/2022	Amazon.com	16.65
Credit Card ...	04/03/2022	Washington Post	15.00
Credit Card ...	04/10/2022	New York Times Digital	15.00
Credit Card ...	04/02/2022	Adobe Acropro Subs	9.99
Credit Card ...	04/02/2022	Wall Street Journal	4.00
Total 1100- Regional Business			13,360.55
<b>1200- Broadband</b>			
Liability Check	04/01/2022	County Health Pool	2,034.08
Liability Check	04/19/2022	County Health Pool	2,034.08
Credit Card ...	04/26/2022	CGAIT	660.00
Check	04/20/2022	Enterprise Fleet Management	546.34
Bill	04/05/2022	Silverthorne Pavilion	350.00
Credit Card ...	04/08/2022	CGAIT	100.00
Bill	04/19/2022	UNUM Life Insurance CO of America	93.32
Bill	04/30/2022	Wex Bank	75.82
Bill	04/04/2022	Verizon Wireless Services	60.97
Credit Card ...	04/27/2022	Red Canyon Cafe	35.70
Credit Card ...	04/26/2022	Starbucks	11.65
Credit Card ...	04/11/2022	SQ	5.08
Credit Card ...	04/06/2022	Steamboat Coffee Roasters-v	3.90
Total 1200- Broadband			6,010.94
<b>1300 - Project THOR</b>			
Bill	04/01/2022	Visionary Broadband	24,036.99
Bill	04/08/2022	LightRiver Technologies, Inc.	4,899.00
Bill	04/02/2022	DGEB Meet Me Room, LLC	1,290.00
Bill	04/11/2022	LightRiver Technologies, Inc.	608.76
Bill	04/30/2022	Kissinger & Fellman, PC {c-corp}	305.00
Bill	04/04/2022	Sullivan Green Seavy, LLC	183.00
Bill	04/14/2022	FedEx{vendor}	45.64
Total 1300 - Project THOR			31,368.39
<b>2100- Elevator Inspection</b>			
Liability Check	04/01/2022	County Health Pool	2,034.08
Liability Check	04/19/2022	County Health Pool	2,034.08
Liability Check	04/01/2022	County Health Pool	2,031.19
Liability Check	04/19/2022	County Health Pool	2,031.19
Credit Card ...	04/01/2022	NAESAI International	2,000.00
Credit Card ...	04/28/2022	United Air	1,750.20
Liability Check	04/01/2022	County Health Pool	1,656.39
Liability Check	04/19/2022	County Health Pool	1,656.39
Liability Check	04/01/2022	County Health Pool	1,656.38
Liability Check	04/01/2022	County Health Pool	1,656.38
Liability Check	04/01/2022	County Health Pool	1,656.38
Liability Check	04/19/2022	County Health Pool	1,656.38
Liability Check	04/19/2022	County Health Pool	1,656.38
Liability Check	04/19/2022	County Health Pool	1,656.38
Bill	04/30/2022	Wex Bank	1,630.31
Credit Card ...	04/28/2022	United Air	1,088.20
Liability Check	04/01/2022	County Health Pool	892.95
Liability Check	04/19/2022	County Health Pool	892.95
Bill	04/14/2022	Bridgewater, Nicole {v}	720.72
Credit Card ...	04/08/2022	La Quinta.	708.51

## List of Bills by Class

April 2022

Type	Date	Name	Amount
Check	04/20/2022	Enterprise Fleet Management	583.64
Check	04/20/2022	Enterprise Fleet Management	546.34
Check	04/20/2022	Enterprise Fleet Management	546.34
Check	04/20/2022	Enterprise Fleet Management	546.34
Check	04/20/2022	Enterprise Fleet Management	546.34
Check	04/20/2022	Enterprise Fleet Management	546.34
Credit Card ...	04/10/2022	Excalibur Hotel	511.26
Credit Card ...	04/10/2022	Excalibur Hotel	385.50
Credit Card ...	04/10/2022	Kum & Go	370.82
Credit Card ...	04/10/2022	Excalibur Hotel	360.55
Credit Card ...	04/10/2022	Excalibur Hotel	360.55
Credit Card ...	04/10/2022	Excalibur Hotel	360.55
Credit Card ...	04/07/2022	Sirious XM	334.92
Credit Card ...	04/08/2022	Marriott	308.55
Credit Card ...	04/10/2022	Excalibur Hotel	280.85
Credit Card ...	04/08/2022	Mon Ami	271.50
Credit Card ...	04/02/2022	Recreation.gov	158.00
Bill	04/21/2022	Woods, Jeff {v}	135.26
Bill	04/19/2022	UNUM Life Insurance CO of America	93.32
Credit Card ...	04/10/2022	DIA Parking	84.00
Credit Card ...	04/09/2022	MANDALAY	84.00
Credit Card ...	04/09/2022	MANDALAY	83.69
Bill	04/19/2022	UNUM Life Insurance CO of America	77.85
Credit Card ...	04/19/2022	Safelite	75.00
Credit Card ...	04/07/2022	Best Western	74.79
Bill	04/19/2022	UNUM Life Insurance CO of America	72.28
Bill	04/19/2022	UNUM Life Insurance CO of America	69.40
Bill	04/19/2022	UNUM Life Insurance CO of America	66.28
Bill	04/19/2022	UNUM Life Insurance CO of America	65.41
Bill	04/19/2022	UNUM Life Insurance CO of America	56.02
Liability Check	04/01/2022	County Health Pool	55.70
Liability Check	04/19/2022	County Health Pool	55.70
Credit Card ...	04/08/2022	CRACK SHACK	53.89
Credit Card ...	04/09/2022	VIVA LAS AREPAS	53.26
Credit Card ...	04/10/2022	DIA Parking	51.00
Bill	04/19/2022	UNUM Life Insurance CO of America	47.37
Credit Card ...	04/08/2022	Mon Ami	45.32
Credit Card ...	04/09/2022	Hostgator.com	42.75
Credit Card ...	04/09/2022	Hanabi	42.71
Bill	04/19/2022	UNUM Life Insurance CO of America	40.27
Credit Card ...	04/15/2022	COLUMBINE CAFE & BAKERY	36.90
Credit Card ...	04/08/2022	CRACK SHACK	35.26
Credit Card ...	04/07/2022	Lyft	30.97
Credit Card ...	04/06/2022	Dine In	30.05
Credit Card ...	04/05/2022	AutoZone	27.14
Credit Card ...	04/20/2022	JILBERTITOS MEXICAN	26.81
Credit Card ...	04/10/2022	Lyft	26.09
Credit Card ...	04/07/2022	Red Cliffs	25.77
Credit Card ...	04/07/2022	Lin's	25.32
Credit Card ...	04/06/2022	Kum & Go	24.99
Credit Card ...	04/10/2022	Chevron	23.72
Liability Check	04/01/2022	County Health Pool	23.52
Liability Check	04/19/2022	County Health Pool	23.52
Credit Card ...	04/10/2022	Exxon	22.98
Credit Card ...	04/10/2022	Exxon	21.80
Credit Card ...	04/08/2022	UBER	21.74
Credit Card ...	04/09/2022	VIVA LAS AREPAS	21.70
Credit Card ...	04/25/2022	Solutek system	21.08
Credit Card ...	04/06/2022	Zheng's Asian Bistro	19.52
Credit Card ...	04/06/2022	White Water Express Carwash	19.00
Credit Card ...	04/10/2022	UBER	18.44
Credit Card ...	04/10/2022	Dine In	18.00
Credit Card ...	04/09/2022	ARCO	17.54
Credit Card ...	04/19/2022	Frisco Conoco	17.00
Credit Card ...	04/07/2022	Cottonwood	16.95
Credit Card ...	04/09/2022	Baja Fresh	16.26
Credit Card ...	04/06/2022	Car Wash Company	16.00
Credit Card ...	04/10/2022	Chipotle	15.04

## Northwest Colorado Council of Governments

06/30/22

## List of Bills by Class

Accrual Basis

April 2022

Type	Date	Name	Amount
Credit Card ...	04/08/2022	MGM Grand	15.00
Credit Card ...	04/09/2022	Johnny Rockets	13.50
Credit Card ...	04/26/2022	Apple Store	12.74
Credit Card ...	04/13/2022	HP *INSTANT INK	12.65
Credit Card ...	04/11/2022	Aspen Parking	12.57
Credit Card ...	04/06/2022	LOVE S TRAVEL	12.03
Credit Card ...	04/09/2022	Einstein Bros	11.90
Credit Card ...	04/01/2022	Walmart	10.90
Credit Card ...	04/06/2022	Exxon	10.71
Credit Card ...	04/06/2022	Apple Store	10.19
Credit Card ...	04/21/2022	Apple Store	9.99
Credit Card ...	04/30/2022	Car Wash Company	8.98
Credit Card ...	04/07/2022	Perks.	8.74
Credit Card ...	04/15/2022	Superwash of Rifle	8.53
Credit Card ...	04/09/2022	Starbucks	5.61
Credit Card ...	04/08/2022	Mirage Essentials	5.49
Credit Card ...	04/13/2022	Aspen Parking	5.00
Credit Card ...	04/09/2022	EXC ADV DEP	4.71
Credit Card ...	04/10/2022	EXC ADV DEP	4.71
Credit Card ...	04/08/2022	The Market	4.19
Credit Card ...	04/10/2022	Starbucks	3.19
Credit Card ...	04/10/2022	Family Dollar	2.37
Credit Card ...	04/08/2022	Apple Store	0.99
Total 2100- Elevator Inspection			40,446.90
<b>2925 - SHIP</b>			
Credit Card ...	04/12/2022	ZOOM.US	14.99
Total 2925 - SHIP			14.99
<b>30122 - VINTAGE 21/22</b>			
<b>36022 - NWCCOG Matching</b>			
Bill	04/14/2022	GoliathTech LLC {Ind}	2,465.00
Bill	04/29/2022	GoliathTech LLC {Ind}	2,465.00
Bill	04/01/2022	Axiom Group	1,040.00
Credit Card ...	04/25/2022	Wholefoods	27.08
Total 36022 - NWCCOG Matching			5,997.08
<b>34522 - HCPF Dental</b>			
Bill	04/13/2022	Comfort Dental - GWS{partners}	1,036.00
Bill	04/13/2022	Kremmling Family Dental	271.00
Total 34522 - HCPF Dental			1,307.00
<b>33222 - State Services</b>			
Liability Check	04/01/2022	County Health Pool	2,034.08
Liability Check	04/19/2022	County Health Pool	2,034.08
Liability Check	04/01/2022	County Health Pool	1,656.38
Liability Check	04/19/2022	County Health Pool	1,656.38
Liability Check	04/01/2022	County Health Pool	892.95
Liability Check	04/01/2022	County Health Pool	892.95
Liability Check	04/19/2022	County Health Pool	892.95
Liability Check	04/19/2022	County Health Pool	892.95
Liability Check	04/19/2022	County Health Pool	861.25
Liability Check	04/01/2022	County Health Pool	727.96
Credit Card ...	04/04/2022	Southwest Airlines	388.96
Liability Check	04/01/2022	County Health Pool	133.29
Bill	04/19/2022	UNUM Life Insurance CO of America	82.60
Bill	04/19/2022	UNUM Life Insurance CO of America	58.52
Bill	04/19/2022	UNUM Life Insurance CO of America	56.88
Bill	04/19/2022	UNUM Life Insurance CO of America	54.42
Bill	04/19/2022	UNUM Life Insurance CO of America	51.79
Bill	04/04/2022	Verizon Wireless Services	30.32
Credit Card ...	04/03/2022	MailChimp	17.00
Bill	04/07/2022	FedEx{vendor}	5.82
Credit Card ...	04/24/2022	CBI Records Ck-Net	5.00



# Northwest Colorado Council of Governments

## List of Bills by Class

### April 2022

Type	Date	Name	Amount
Credit Card ...	04/03/2022	Amazon.com	-29.99
Credit Card ...	04/06/2022	Southwest Airlines	-388.96
Total 33222 - State Services			13,007.58
<b>33122 - State Admin</b>			
Bill	04/30/2022	Wex Bank	113.17
Total 33122 - State Admin			113.17
<b>32622 - Homestead Admin</b>			
Credit Card ...	04/13/2022	Conference Solutions	1,875.00
Credit Card ...	04/13/2022	Hyatt Regency	807.30
Credit Card ...	04/13/2022	Hyatt Regency	807.30
Bill	04/04/2022	Senior Citizens Action Group	550.00
Credit Card ...	04/21/2022	Drury Inns	270.00
Credit Card ...	04/04/2022	CTA	170.00
Credit Card ...	04/16/2022	FedEx{vendor}	97.04
Credit Card ...	04/10/2022	COMPERE LAPIN	70.24
Credit Card ...	04/14/2022	UBER	59.62
Credit Card ...	04/15/2022	US Postal Service	58.00
Credit Card ...	04/12/2022	Copper Vine	55.18
Credit Card ...	04/11/2022	Bourbon	50.87
Credit Card ...	04/10/2022	UBER	49.50
Credit Card ...	04/09/2022	Flymsy	45.00
Credit Card ...	04/01/2022	Phillips 66	44.43
Credit Card ...	04/12/2022	Willa Jean	35.76
Credit Card ...	04/29/2022	Enza's Delicatessen	31.72
Credit Card ...	04/14/2022	Willa Jean	28.15
Credit Card ...	04/01/2022	Ok Poke - Bluebird Marketplace	27.48
Credit Card ...	04/14/2022	Amazon.com	26.09
Credit Card ...	04/21/2022	Starbucks	24.38
Credit Card ...	04/13/2022	Willa Jean	23.85
Credit Card ...	04/21/2022	PANINO'S RESTAURANT	21.76
Credit Card ...	04/18/2022	Xfinity Mobile	15.94
Credit Card ...	04/11/2022	UBER	12.25
Credit Card ...	04/14/2022	UBER	11.92
Credit Card ...	04/22/2022	Starbucks	8.65
Credit Card ...	04/20/2022	QUICKQUACK	7.99
Credit Card ...	04/13/2022	Conference Solutions	-75.00
Total 32622 - Homestead Admin			5,210.42
<b>32522 - Homestead Exemption</b>			
Bill	04/30/2022		394.08
Bill	04/28/2022		300.00
Bill	04/30/2022		295.68
Bill	04/30/2022		237.44
Bill	04/28/2022		227.50
Bill	04/30/2022		222.32
Bill	04/30/2022		209.84
Bill	04/29/2022		181.44
Bill	04/30/2022		180.00
Bill	04/30/2022		174.72
Bill	04/30/2022		171.20
Bill	04/30/2022		165.00
Bill	04/30/2022		165.00
Bill	04/30/2022		160.00
Bill	04/30/2022		157.92
Bill	04/29/2022		132.75
Bill	04/28/2022		125.00
Bill	04/28/2022		120.00
Bill	04/30/2022	a	100.00
Bill	04/30/2022		89.04
Bill	04/30/2022		85.12
Bill	04/30/2022		82.32
Bill	04/28/2022		80.00
Bill	04/30/2022		75.00
Bill	04/30/2022		72.24

# Northwest Colorado Council of Governments

## List of Bills by Class

### April 2022

Type	Date	Name	Amount
Bill	04/30/2022	[REDACTED]	62.50
Bill	04/30/2022	[REDACTED]	60.64
Bill	04/04/2022	[REDACTED]	40.00
Bill	04/30/2022	[REDACTED]	35.28
Bill	04/07/2022	[REDACTED]	20.00
Bill	04/30/2022	[REDACTED]	15.00
Bill	04/30/2022	[REDACTED]	2.24

Total 32522 - Homestead Exemption

4,439.27

**31622 - Part E**

Bill	04/14/2022	[REDACTED]	520.00
Bill	04/30/2022	Summit County Community & Senior Ce...	405.00
Bill	04/30/2022	[REDACTED]	370.72
Bill	04/30/2022	[REDACTED] se}	200.00
Bill	04/29/2022	[REDACTED] azmin	192.08
Bill	04/29/2022	[REDACTED]	150.00
Bill	04/08/2022	[REDACTED]	121.00
Bill	04/30/2022	[REDACTED]	40.00
Bill	04/30/2022	[REDACTED]	24.64

Total 31622 - Part E

2,023.44

**31422 - Part C-2**

Bill	04/30/2022	Mountain Family Center	9,311.00
Bill	04/30/2022	Eagle County Public Health	4,780.45
Bill	04/30/2022	Eagle County Public Health	4,605.57
Bill	04/30/2022	Jackson County Council on Aging	3,718.66
Bill	04/30/2022	Grand County Rural Health Network	3,333.33
Bill	04/30/2022	Summit County Community & Senior Ce...	2,851.25
Bill	04/01/2022	LMR Consulting LLC(ind)	2,100.00
Bill	04/30/2022	Mountain Family Center	1,666.00
Bill	04/30/2022	Summit County Community & Senior Ce...	1,650.00
Bill	04/30/2022	Jackson County Council on Aging	1,394.03
Bill	04/30/2022	Pitkin County Senior Services	1,351.67
Bill	04/30/2022	Eagle County Human Services	1,083.33
Bill	04/30/2022	Jackson County Council on Aging	916.67
Bill	04/30/2022	[REDACTED]	535.00
Credit Card ...	04/04/2022	CBI Records Ck-Net	530.00
Bill	04/30/2022	Grand County Rural Health Network	500.00
Bill	04/30/2022	Summit County Community & Senior Ce...	281.25
Bill	04/30/2022	[REDACTED]	240.00
Bill	04/30/2022	Eggers, Nicole (reimburse}	185.00
Bill	04/30/2022	Pitkin County Adult & Family Services	184.42
Bill	04/30/2022	Grand County Senior Nutrition	157.67
Bill	04/30/2022	[REDACTED]	150.00
Bill	04/30/2022	Colorado Legal Services (v){501(c)3	146.45
Bill	04/29/2022	[REDACTED]	139.00
Bill	04/30/2022	Summit County Community & Senior Ce...	104.16
Bill	04/30/2022	Pitkin County Adult & Family Services	100.09
Credit Card ...	04/11/2022	Copy Copy INC	64.77
Bill	04/04/2022	Verizon Wireless Services	60.64
Credit Card ...	04/03/2022	MailChimp	17.00
Bill	04/30/2022	A Little Help {non-profit}	15.00
Credit Card ...	04/20/2022	CANVA	12.95

Total 31422 - Part C-2

42,185.36

**31322 - Part C-1**

Bill	04/30/2022	Pitkin County Senior Services	13,320.00
Bill	04/30/2022	Eagle County Public Health	6,870.39
Bill	04/30/2022	[REDACTED]	960.00
Bill	04/19/2022	[REDACTED]	720.00
Bill	04/30/2022	Grand County Senior Nutrition	223.12
Bill	04/30/2022	[REDACTED]	40.00

Total 31322 - Part C-1

22,133.51

# Northwest Colorado Council of Governments

## List of Bills by Class

### April 2022

Type	Date	Name	Amount
<b>31122 - Part B</b>			
Bill	04/30/2022	Mountain Family Center	2,553.00
Bill	04/30/2022	Jackson County Council on Aging	1,144.50
Bill	04/30/2022	Grand County Senior Nutrition	1,035.57
Bill	04/30/2022	Holy Grounds Coffee	705.00
Bill	04/15/2022	Rise & Grind Cafe	600.00
Bill	04/13/2022	Kremmling Family Dental	500.00
Bill	04/30/2022	Castle Peak Dental LLC{s-corp}	500.00
Bill	04/30/2022	Eagle Family Dentistry	500.00
Bill	04/30/2022	Platte Valley Dental	500.00
Bill	04/07/2022	Kremmling Dental PLLC{scorp}	468.00
Credit Card ...	04/20/2022	Comfort Dental Silverthorne{LLP}	415.40
Bill	04/30/2022	Castle Peak Dental LLC{s-corp}	386.00
Credit Card ...	04/19/2022	Colorado Regional Oral Surgery	328.00
Bill	04/30/2022	Altitude Family Dental PLLC{partner}	292.00
Bill	04/30/2022	Kremmling Dental PLLC{scorp}	262.00
Bill	04/30/2022	Crystal Valley Dental Associates{c-corp}	260.00
Bill	04/30/2022	Altitude Family Dental PLLC{partner}	247.00
Bill	04/30/2022	Grand Avenue Dental Center	228.00
Credit Card ...	04/20/2022	BLUE RIVER VISION	200.00
Credit Card ...	04/26/2022	BLUE RIVER VISION	200.00
Bill	04/30/2022	Snowy Range Vision Center	200.00
Credit Card ...	04/01/2022	SQ	186.50
Credit Card ...	04/28/2022		180.00
Bill	04/30/2022	Strang, Tina {reimburse}	141.96
Bill	04/08/2022	Colorado Regional Oral Surgery	98.00
Credit Card ...	04/23/2022	Comcast	87.00
Credit Card ...	04/23/2022	Xfinity Mobile	27.94
Credit Card ...	04/12/2022	LS AND S LLC	19.95
Bill	04/30/2022	A Little Help {non-profit}	0.00
Bill	04/30/2022	A Little Help {non-profit}	0.00
Total 31122 - Part B			12,265.82
<b>31022 - Fed Admin</b>			
Bill	04/03/2022	Chocolate Software, LLC{scorp}	1,970.00
Bill	04/03/2022	Chocolate Software, LLC{scorp}	1,550.00
Credit Card ...	04/11/2022	ZOOM.US	54.99
Total 31022 - Fed Admin			3,574.99
Total 30122 - VINTAGE 21/22			112,257.64
<b>3700 - WaterShed Services</b>			
<b>3710 - 208 Planning</b>			
Bill	04/07/2022	Alpine Environmental Consultants {s-corp}	393.75
Bill	04/10/2022	Dynamic Planning + Science{scorp}	375.00
Bill	04/07/2022	Alpine Environmental Consultants {s-corp}	243.75
Total 3710 - 208 Planning			1,012.50
Total 3700 - WaterShed Services			1,012.50
<b>3800- Econ Develop District</b>			
<b>3830 - EDA CARES Act</b>			
Bill	04/21/2022	Grand County {vendor}	10,000.00
Bill	04/21/2022	Jackson County {vendor}	10,000.00
Bill	04/21/2022	Pitkin County {v}	10,000.00
Bill	04/21/2022	Summit County Govt {v}	9,000.00
Liability Check	04/01/2022	County Health Pool	2,034.08
Liability Check	04/19/2022	County Health Pool	2,034.08
Total 3830 - EDA CARES Act			43,068.16

# Northwest Colorado Council of Governments

## List of Bills by Class

### April 2022

Type	Date	Name	Amount
<b>3800- Econ Develop District - Other</b>			
Bill	04/25/2022	Grand Enterprise Initiative	7,500.00
Liability Check	04/01/2022	County Health Pool	2,034.08
Liability Check	04/19/2022	County Health Pool	2,034.08
Bill	04/13/2022	STEAMBOAT SPRINGS CHAMBER	1,250.00
Bill	04/29/2022	Antedotum Inc.	150.00
Bill	04/19/2022	UNUM Life Insurance CO of America	66.39
Bill	04/20/2022	Steamboat Coffee Roasters-v	51.50
Credit Card ...	04/29/2022	Wal-Mart	6.97
Total 3800- Econ Develop District - Other			13,093.02
Total 3800- Econ Develop District			56,161.18
<b>4001-WX-Non Grant</b>			
<b>4020 - ReEnergize</b>			
Bill	04/03/2022	Preston, Ron	1,500.00
Credit Card ...	04/27/2022	LOWES	51.28
Credit Card ...	04/28/2022	Valley Lumber Co	43.84
Total 4020 - ReEnergize			1,595.12
<b>4005 - CARE</b>			
Bill	04/08/2022	Eagle Rock Supply Co	6,159.23
Bill	04/08/2022	Eagle Rock Supply Co	4,105.40
Bill	04/29/2022	Westland Distr buting Inc	2,136.06
Bill	04/25/2022	LOWES	1,405.05
Bill	04/08/2022	LOWES	1,243.55
Bill	04/25/2022	LOWES	1,216.00
Bill	04/15/2022	Westland Distr buting Inc	1,171.84
Bill	04/26/2022	LOWES	1,000.00
Bill	04/11/2022	Positive Energy Conservation{scorp}	899.57
Bill	04/08/2022	LOWES	882.55
Bill	04/25/2022	LOWES	882.55
Bill	04/08/2022	Eagle Rock Supply Co	859.54
Bill	04/25/2022	LOWES	797.05
Bill	04/25/2022	LOWES	797.05
Bill	04/08/2022	Eagle Rock Supply Co	783.86
Credit Card ...	04/20/2022	Nichols Electronics	674.00
Bill	04/17/2022	Joe Hall Energy Consulting, LLC{ind}	672.00
Liability Check	04/01/2022	County Health Pool	650.91
Liability Check	04/01/2022	County Health Pool	650.91
Liability Check	04/19/2022	County Health Pool	650.91
Liability Check	04/19/2022	County Health Pool	650.91
Liability Check	04/01/2022	County Health Pool	530.04
Liability Check	04/01/2022	County Health Pool	530.04
Liability Check	04/01/2022	County Health Pool	530.04
Liability Check	04/19/2022	County Health Pool	530.04
Liability Check	04/19/2022	County Health Pool	530.04
Liability Check	04/19/2022	County Health Pool	530.04
Liability Check	04/19/2022	County Health Pool	530.04
Liability Check	04/19/2022	County Health Pool	530.04
Liability Check	04/01/2022	County Health Pool	529.73
Liability Check	04/19/2022	County Health Pool	529.73
Liability Check	04/01/2022	County Health Pool	526.96
Liability Check	04/19/2022	County Health Pool	526.96
Credit Card ...	04/27/2022	Amazon.com	342.70
Bill	04/04/2022	Verizon Wireless Services	288.75
Liability Check	04/01/2022	County Health Pool	285.74
Liability Check	04/01/2022	County Health Pool	285.74
Liability Check	04/01/2022	County Health Pool	285.74
Liability Check	04/01/2022	County Health Pool	285.74
Liability Check	04/19/2022	County Health Pool	285.74
Liability Check	04/19/2022	County Health Pool	285.74
Liability Check	04/19/2022	County Health Pool	285.74
Liability Check	04/19/2022	County Health Pool	285.74
Liability Check	04/01/2022	County Health Pool	285.44
Liability Check	04/19/2022	County Health Pool	285.44
Liability Check	04/01/2022	County Health Pool	285.28

## List of Bills by Class

April 2022

Type	Date	Name	Amount
Liability Check	04/19/2022	County Health Pool	285.28
Liability Check	04/01/2022	County Health Pool	285.13
Liability Check	04/19/2022	County Health Pool	285.13
Liability Check	04/01/2022	County Health Pool	284.82
Liability Check	04/19/2022	County Health Pool	284.82
Bill	04/29/2022	Westland Distributing Inc	234.20
Credit Card ...	04/25/2022	LOWES	230.64
Credit Card ...	04/26/2022	Eurofins Reservoirs Environmental, Inc.	228.00
Credit Card ...	04/25/2022	Home Depot	221.57
Credit Card ...	04/04/2022	Rabbit Ears Motel	218.00
Bill	04/21/2022	Elmer Glass Co of Rifle Inc	212.50
Credit Card ...	04/11/2022	LOWES	209.38
Bill	04/11/2022	Positive Energy Conservation{scorp}	142.07
Credit Card ...	04/26/2022	Eurofins Reservoirs Environmental, Inc.	133.00
Credit Card ...	04/11/2022	LOWES	126.45
Credit Card ...	04/14/2022	LOWES	114.90
Credit Card ...	04/26/2022	Eurofins Reservoirs Environmental, Inc.	114.00
Credit Card ...	04/27/2022	LOWES	110.91
Credit Card ...	04/05/2022	Rabbit Ears Motel	109.00
Bill	04/29/2022	Westland Distributing Inc	96.31
Credit Card ...	04/13/2022	LOWES	75.76
Credit Card ...	04/11/2022	LOWES	74.27
Credit Card ...	04/13/2022	CORPORATE TRANSLATE	72.18
Bill	04/26/2022	Whirlpool Contract/Retail	70.00
Credit Card ...	04/27/2022	LOWES	67.35
Credit Card ...	04/14/2022	Fletcher Business Group	62.18
Bill	04/20/2022	Elmer Glass Co of Rifle Inc	62.00
Bill	04/29/2022	Westland Distributing Inc	55.30
Credit Card ...	04/27/2022	LOWES	51.14
Credit Card ...	04/05/2022	LOWES	45.94
Credit Card ...	04/06/2022	LOWES	42.96
Credit Card ...	04/14/2022	LOWES	40.33
Bill	04/29/2022	Rocky Mountain Drinking Water	37.49
Credit Card ...	04/26/2022	LOWES	32.94
Credit Card ...	04/14/2022	Clear Creek Supply Company	31.98
Liability Check	04/01/2022	County Health Pool	30.00
Liability Check	04/19/2022	County Health Pool	30.00
Bill	04/19/2022	UNUM Life Insurance CO of America	29.13
Credit Card ...	04/19/2022	Valley Lumber Co	25.99
Bill	04/19/2022	UNUM Life Insurance CO of America	21.09
Credit Card ...	04/06/2022	LOWES	19.50
Credit Card ...	04/25/2022	Ace Hardware	18.99
Credit Card ...	04/20/2022	Valley Lumber Co	18.36
Bill	04/19/2022	UNUM Life Insurance CO of America	18.00
Credit Card ...	04/14/2022	Alpine Lumber Co	17.54
Bill	04/19/2022	UNUM Life Insurance CO of America	17.13
Bill	04/19/2022	UNUM Life Insurance CO of America	16.64
Bill	04/19/2022	UNUM Life Insurance CO of America	16.53
Credit Card ...	04/21/2022	LOWES	16.45
Bill	04/19/2022	UNUM Life Insurance CO of America	15.73
Bill	04/19/2022	UNUM Life Insurance CO of America	15.73
Bill	04/19/2022	UNUM Life Insurance CO of America	14.59
Bill	04/19/2022	UNUM Life Insurance CO of America	13.46
Bill	04/19/2022	UNUM Life Insurance CO of America	13.46
Credit Card ...	04/11/2022	LOWES	13.00
Bill	04/19/2022	UNUM Life Insurance CO of America	12.60
Bill	04/19/2022	UNUM Life Insurance CO of America	12.60
Bill	04/19/2022	UNUM Life Insurance CO of America	12.32
Bill	04/19/2022	UNUM Life Insurance CO of America	12.00
Bill	04/19/2022	UNUM Life Insurance CO of America	12.00
Credit Card ...	04/18/2022	Valley Lumber Co	11.99
Bill	04/19/2022	UNUM Life Insurance CO of America	11.52
Credit Card ...	04/21/2022	Ace Hardware	8.98
Credit Card ...	04/21/2022	Ace Hardware	8.59
Credit Card ...	04/26/2022	Home Depot	8.28
Credit Card ...	04/28/2022	Ace Hardware	6.99
Credit Card ...	04/21/2022	Ace Hardware	5.99
Credit Card ...	04/20/2022	LOWES	5.18

## Northwest Colorado Council of Governments

## List of Bills by Class

April 2022

06/30/22

Accrual Basis

Type	Date	Name	Amount
Credit Card ...	04/14/2022	Facebook	5.15
Credit Card ...	04/05/2022	Valley Lumber Co	4.99
Credit Card ...	04/14/2022	Clear Creek Supply Company	4.59
Credit Card ...	04/14/2022	Clear Creek Supply Company	4.49
Credit	04/06/2022	LOWES	-773.30
Total 4005 - CARE			42,920.38
<b>4010 - CIP</b>			
Bill	04/13/2022	Energy IQ Colorado	7,686.69
Credit Card ...	04/29/2022	All American Heating	1,622.50
Bill	04/11/2022	Grainger	1,381.90
Bill	04/01/2022	LMR Consulting LLC{ind}	500.00
Bill	04/30/2022	LMR Consulting LLC{ind}	400.00
Credit Card ...	04/04/2022	Amazon.com	259.70
Credit Card ...	04/26/2022	RC Repairclinic.com	254.45
Bill	04/04/2022	Welch Equipment	163.97
Credit Card ...	04/12/2022	RC Repairclinic.com	163.41
Credit Card ...	04/12/2022	Charles D Jones Co	116.51
Bill	04/17/2022	Joe Hall Energy Consulting, LLC{ind}	63.00
Liability Check	04/19/2022	County Health Pool	61.05
Liability Check	04/01/2022	County Health Pool	61.02
Liability Check	04/01/2022	County Health Pool	61.02
Liability Check	04/19/2022	County Health Pool	61.02
Credit Card ...	04/27/2022	Lake County Building Dept	51.50
Liability Check	04/01/2022	County Health Pool	49.69
Liability Check	04/01/2022	County Health Pool	49.69
Liability Check	04/01/2022	County Health Pool	49.69
Liability Check	04/01/2022	County Health Pool	49.69
Liability Check	04/19/2022	County Health Pool	49.69
Liability Check	04/19/2022	County Health Pool	49.69
Liability Check	04/19/2022	County Health Pool	49.69
Liability Check	04/19/2022	County Health Pool	49.69
Liability Check	04/19/2022	County Health Pool	49.69
Liability Check	04/01/2022	County Health Pool	49.66
Liability Check	04/19/2022	County Health Pool	49.66
Liability Check	04/01/2022	County Health Pool	49.40
Liability Check	04/19/2022	County Health Pool	49.40
Credit Card ...	04/05/2022	Ace Hardware	43.98
Bill	04/04/2022	Verizon Wireless Services	27.07
Liability Check	04/01/2022	County Health Pool	26.79
Liability Check	04/01/2022	County Health Pool	26.79
Liability Check	04/01/2022	County Health Pool	26.79
Liability Check	04/01/2022	County Health Pool	26.79
Liability Check	04/19/2022	County Health Pool	26.79
Liability Check	04/19/2022	County Health Pool	26.79
Liability Check	04/19/2022	County Health Pool	26.79
Liability Check	04/19/2022	County Health Pool	26.79
Liability Check	04/01/2022	County Health Pool	26.76
Liability Check	04/01/2022	County Health Pool	26.76
Liability Check	04/19/2022	County Health Pool	26.76
Liability Check	04/01/2022	County Health Pool	26.75
Liability Check	04/19/2022	County Health Pool	26.75
Liability Check	04/19/2022	County Health Pool	26.73
Liability Check	04/01/2022	County Health Pool	26.70
Liability Check	04/19/2022	County Health Pool	26.70
Liability Check	04/01/2022	County Health Pool	2.81
Liability Check	04/19/2022	County Health Pool	2.81
Bill	04/19/2022	UNUM Life Insurance CO of America	2.73
Bill	04/19/2022	UNUM Life Insurance CO of America	1.98
Bill	04/19/2022	UNUM Life Insurance CO of America	1.69
Bill	04/19/2022	UNUM Life Insurance CO of America	1.61
Bill	04/19/2022	UNUM Life Insurance CO of America	1.56
Bill	04/19/2022	UNUM Life Insurance CO of America	1.55
Bill	04/19/2022	UNUM Life Insurance CO of America	1.47
Bill	04/19/2022	UNUM Life Insurance CO of America	1.47
Bill	04/19/2022	UNUM Life Insurance CO of America	1.37
Bill	04/19/2022	UNUM Life Insurance CO of America	1.26
Bill	04/19/2022	UNUM Life Insurance CO of America	1.26
Bill	04/19/2022	UNUM Life Insurance CO of America	1.20

## Northwest Colorado Council of Governments

06/30/22

## List of Bills by Class

Accrual Basis

April 2022

Type	Date	Name	Amount
Bill	04/19/2022	UNUM Life Insurance CO of America	1.18
Bill	04/19/2022	UNUM Life Insurance CO of America	1.18
Bill	04/19/2022	UNUM Life Insurance CO of America	1.12
Bill	04/19/2022	UNUM Life Insurance CO of America	1.12
Bill	04/19/2022	UNUM Life Insurance CO of America	1.08
Total 4010 - CIP			14,033.11
Total 4001-WX-Non Grant			58,548.61
<b>4021 - WX 21/22</b>			
<b>49321 - SB-BE</b>			
Credit Card ...	04/12/2022	Mini splits 4 less	4,644.00
Credit Card ...	04/04/2022	Mini splits 4 less	4,547.00
Bill	04/01/2022	BHW Associates	4,033.59
Credit Card ...	04/04/2022	Mini splits 4 less	2,993.00
Credit Card ...	04/12/2022	Mini splits 4 less	1,929.00
Credit Card ...	04/25/2022	Mini splits 4 less	1,839.00
Credit Card ...	04/18/2022	Grand Junction Winair Co	1,834.28
Credit Card ...	04/28/2022	Energy OutWest	1,575.00
Credit Card ...	04/28/2022	Energy OutWest	1,575.00
Credit Card ...	04/29/2022	Energy OutWest	1,575.00
Credit Card ...	04/28/2022	Energy OutWest	1,575.00
Credit Card ...	04/29/2022	Energy OutWest	1,575.00
Credit Card ...	04/29/2022	Energy OutWest	1,525.00
Credit Card ...	04/29/2022	Energy OutWest	1,525.00
Credit Card ...	04/29/2022	Energy OutWest	1,325.00
Liability Check	04/01/2022	County Health Pool	1,322.15
Liability Check	04/01/2022	County Health Pool	1,322.15
Liability Check	04/19/2022	County Health Pool	1,322.15
Liability Check	04/19/2022	County Health Pool	1,322.15
Liability Check	04/01/2022	County Health Pool	1,076.65
Liability Check	04/01/2022	County Health Pool	1,076.65
Liability Check	04/01/2022	County Health Pool	1,076.65
Liability Check	04/01/2022	County Health Pool	1,076.65
Liability Check	04/19/2022	County Health Pool	1,076.65
Liability Check	04/19/2022	County Health Pool	1,076.65
Liability Check	04/19/2022	County Health Pool	1,076.65
Liability Check	04/19/2022	County Health Pool	1,076.65
Liability Check	04/01/2022	County Health Pool	1,076.02
Liability Check	04/19/2022	County Health Pool	1,076.02
Liability Check	04/01/2022	County Health Pool	1,070.38
Liability Check	04/19/2022	County Health Pool	1,070.38
Credit Card ...	04/28/2022	Charles D Jones Co	1,023.64
Bill	04/25/2022	Fremont Electric	960.25
Bill	04/08/2022	DJensen Electric, Inc.	678.65
Liability Check	04/01/2022	County Health Pool	580.42
Liability Check	04/01/2022	County Health Pool	580.42
Liability Check	04/01/2022	County Health Pool	580.42
Liability Check	04/01/2022	County Health Pool	580.42
Liability Check	04/19/2022	County Health Pool	580.42
Liability Check	04/19/2022	County Health Pool	580.42
Liability Check	04/19/2022	County Health Pool	580.42
Liability Check	04/19/2022	County Health Pool	580.42
Liability Check	04/01/2022	County Health Pool	579.79
Liability Check	04/19/2022	County Health Pool	579.79
Liability Check	04/01/2022	County Health Pool	579.48
Liability Check	04/19/2022	County Health Pool	579.48
Liability Check	04/01/2022	County Health Pool	579.17
Liability Check	04/19/2022	County Health Pool	579.17
Liability Check	04/01/2022	County Health Pool	578.55
Liability Check	04/19/2022	County Health Pool	578.55
Credit Card ...	04/26/2022	WINSUPPLY	208.17
Credit Card ...	04/26/2022	DW SALES CORPORATION	192.25
Credit Card ...	04/25/2022	Charles D Jones Co	182.22
Bill	04/05/2022	GoliathTech LLC {Ind}	169.00
Credit Card ...	04/05/2022	LOWES	165.35
Credit Card ...	04/21/2022	WINSUPPLY	129.28
Credit Card ...	04/25/2022	LOWES	97.73

## Northwest Colorado Council of Governments

06/30/22

## List of Bills by Class

Accrual Basis

April 2022

Type	Date	Name	Amount
Liability Check	04/01/2022	County Health Pool	60.93
Liability Check	04/19/2022	County Health Pool	60.93
Bill	04/19/2022	UNUM Life Insurance CO of America	59.18
Credit Card ...	04/06/2022	Home Depot	47.19
Bill	04/19/2022	UNUM Life Insurance CO of America	42.84
Credit Card ...	04/18/2022	LOWES	38.44
Bill	04/19/2022	UNUM Life Insurance CO of America	36.56
Bill	04/19/2022	UNUM Life Insurance CO of America	34.80
Bill	04/19/2022	UNUM Life Insurance CO of America	33.80
Bill	04/19/2022	UNUM Life Insurance CO of America	33.57
Bill	04/19/2022	UNUM Life Insurance CO of America	31.94
Bill	04/19/2022	UNUM Life Insurance CO of America	31.94
Credit Card ...	04/06/2022	Home Depot	30.05
Credit Card ...	04/06/2022	Home Depot	30.05
Credit Card ...	04/06/2022	Home Depot	30.05
Credit Card ...	04/06/2022	Home Depot	30.05
Credit Card ...	04/06/2022	Home Depot	30.04
Credit Card ...	04/06/2022	Home Depot	30.04
Bill	04/19/2022	UNUM Life Insurance CO of America	29.63
Credit Card ...	04/25/2022	Buena Vista True Value	27.66
Bill	04/19/2022	UNUM Life Insurance CO of America	27.34
Bill	04/19/2022	UNUM Life Insurance CO of America	27.34
Bill	04/19/2022	UNUM Life Insurance CO of America	25.59
Bill	04/19/2022	UNUM Life Insurance CO of America	25.59
Bill	04/19/2022	UNUM Life Insurance CO of America	25.02
Bill	04/19/2022	UNUM Life Insurance CO of America	24.37
Bill	04/19/2022	UNUM Life Insurance CO of America	24.37
Bill	04/19/2022	UNUM Life Insurance CO of America	23.40
Credit Card ...	04/28/2022	DAYLIGHT DONUTS	19.97
Credit Card ...	04/05/2022	LOWES	8.98
Credit	04/13/2022	LOWES	-1,044.05
Credit	04/13/2022	LOWES	-1,044.05
Total 49321 - SB-BE			64,241.91
<b>49121 - SB-EE</b>			
Check	04/20/2022	Enterprise Fleet Management	539.98
Bill	04/19/2022	Goodway Auto Repair LLC	0.00
Total 49121 - SB-EE			539.98
<b>47521 - CEO-WX ADMIN</b>			
Bill	04/17/2022	Joe Hall Energy Consulting, LLC{ind}	1,365.00
Total 47521 - CEO-WX ADMIN			1,365.00
<b>45021 - STX-EE OPS</b>			
Bill	04/30/2022	Wex Bank	4,566.95
Bill	04/08/2022	Eagle Rock Supply Co	2,919.38
Bill	04/04/2022	Verizon Wireless Services	586.53
Bill	04/12/2022	CIRSA	500.00
Credit Card ...	04/11/2022	Park County Building Department	200.00
Credit Card ...	04/14/2022	Home Depot	58.16
Bill	04/29/2022	Rocky Mountain Drinking Water	45.49
Credit Card ...	04/06/2022	Valley Lumber Co	13.99
Bill	04/01/2022	Comcast	7.12
Total 45021 - STX-EE OPS			8,897.62



# Northwest Colorado Council of Governments

## List of Bills by Class

### April 2022

Type	Date	Name	Amount
<b>43121 - LEAP OP</b>			
Credit Card ...	04/12/2022	AIRBNB {v}	316.25
Credit Card ...	04/15/2022	CHC Training {S-corp}	110.00
Credit Card ...	04/29/2022	Moffat County Clerk & Recorder	90.00
Credit Card ...	04/29/2022	City of Craig{vendor}	30.00
Credit Card ...	04/14/2022	Cushman, Kristin	21.83
Credit Card ...	04/20/2022	Walden watering hole	20.17
Credit Card ...	04/20/2022	Valley Lumber Co	8.97
Credit Card ...	04/12/2022	LOWES	4.58
Credit Card ...	04/11/2022	EGov	3.95
Credit Card ...	04/02/2022	Apple Store	0.99
Credit Card ...	04/09/2022	Apple Store	0.99
Bill	04/15/2022	Summit Bookkeeping & Payroll, Inc	
Credit Card ...	04/20/2022	Grand Junction Winair Co	-77.15
Credit Card ...	04/16/2022	Amazon.com	-259.70
Credit Card ...	04/20/2022	Grand Junction Winair Co	-1,834.28
Total 43121 - LEAP OP			-1,563.40
<b>42621 - DOE OP</b>			
Bill	04/05/2022	LOWES	740.05
Credit Card ...	04/11/2022	Eagle County Building Dept.	220.00
Credit Card ...	04/06/2022	Valley Lumber Co	25.97
Credit Card ...	04/07/2022	Valley Lumber Co	17.58
Total 42621 - DOE OP			1,003.60
Total 4021 - WX 21/22			74,484.71
<b>6100- Homeland Security</b>			
<b>6119 - SHSG 2019</b>			
Bill	04/11/2022	Town of Vail{vendor}	1,750.00
Bill	04/15/2022	Summit Bookkeeping & Payroll, Inc	379.00
Total 6119 - SHSG 2019			2,129.00
<b>6120 - SHSG 2020</b>			
Bill	04/18/2022	Cancelosi Consulting, LLC	3,348.60
Total 6120 - SHSG 2020			3,348.60
<b>6121 - SHSG 2021</b>			
Bill	04/26/2022	Meridian Rapid Defense Group LLC	44,529.67
Bill	04/26/2022	Meridian Rapid Defense Group LLC	44,529.67
Total 6121 - SHSG 2021			89,059.34
Total 6100- Homeland Security			94,536.94
<b>6600-HCC Health Care Coalition</b>			
<b>6621 - HCC 2021-2022</b>			
Bill	04/30/2022	Marantino, Adalyn{ind}	5,300.00
Bill	04/30/2022	Steve Hilley R.N.	3,120.00
Bill	04/04/2022	Porter, Carlyn	783.11
Bill	04/30/2022	Marantino, Adalyn{ind}	685.18
Bill	04/01/2022	Be Healthy Stay Fit Bistro	227.65
Bill	04/30/2022	Steve Hilley R.N.	204.94
Bill	04/19/2022	Jantz, Clint	76.61
Bill	04/30/2022	Steve Hilley R.N.	0.00
Total 6621 - HCC 2021-2022			10,397.49
Total 6600-HCC Health Care Coalition			10,397.49

# Northwest Colorado Council of Governments

## List of Bills by Class

### April 2022

Type	Date	Name	Amount
<b>RTCC Group</b>			
<b>5410 - Mobility Manager</b>			
Liability Check	04/01/2022	County Health Pool	888.11
Liability Check	04/19/2022	County Health Pool	888.11
Bill	04/19/2022	UNUM Life Insurance CO of America	45.08
Total 5410 - Mobility Manager			1,821.30
<b>5420 - NEMT</b>			
Credit Card ...	04/28/2022	CASTA	375.00
Total 5420 - NEMT			375.00
Total RTCC Group			2,196.30
Total * COG PROGRAM FUNDS			500,797.14
<b>5000- EXTERNAL PROGRAMS</b>			
<b>5100- QQ</b>			
Bill	04/10/2022	Dynamic Planning + Science{scorp}	5,955.23
Bill	04/04/2022	Sullivan Green Seavy, LLC	4,300.50
Bill	04/07/2022	Alpine Environmental Consultants {s-corp}	1,295.84
Total 5100- QQ			11,551.57
<b>5110- Q/Q-CWCB</b>			
Bill	04/10/2022	Timberline Aquatics Inc	13,880.00
Bill	04/27/2022	Fountainhead Consulting LLC{ind}	2,340.00
Bill	04/14/2022	Fou k, Kayli	421.66
Bill	04/27/2022	Fountainhead Consulting LLC{ind}	12.00
Total 5110- Q/Q-CWCB			16,653.66
Total 5000- EXTERNAL PROGRAMS			28,205.23
<b>8800- Northwest Loan Fund</b>			
Liability Check	04/01/2022	County Health Pool	880.95
Liability Check	04/19/2022	County Health Pool	880.95
Bill	04/01/2022	North Star Consulting Group	525.00
Credit Card ...	04/21/2022	ANTLERS HOTEL	264.46
Bill	04/30/2022	Becky Walter	225.00
Bill	04/15/2022	Summit Bookkeeping & Payroll, Inc	155.00
Bill	04/07/2022	Prairie Development Corp.	147.50
Credit Card ...	04/26/2022	Experian	103.98
Bill	04/04/2022	Verizon Wireless Services	101.94
Bill	04/19/2022	UNUM Life Insurance CO of America	82.76
Credit Card ...	04/20/2022	Phantom Canyon Brewing	31.58
Credit Card ...	04/25/2022	Natural Grocers	30.15
Credit Card ...	04/02/2022	Google LLC	24.00
Credit Card ...	04/03/2022	Apple Store	0.99
Total 8800- Northwest Loan Fund			3,454.26
<b>9000- Internal Service Funds</b>			
<b>9100 - Indirect</b>			
Bill	04/01/2022	Axiom Group	4,985.00
Liability Check	04/01/2022	County Health Pool	1,661.78
Liability Check	04/19/2022	County Health Pool	1,661.78
Liability Check	04/01/2022	County Health Pool	1,413.58
Liability Check	04/19/2022	County Health Pool	1,413.58
Bill	04/22/2022	US Bancorp Equipment Finance, Inc.	1,390.65
Bill	04/04/2022	Sullivan Green Seavy, LLC	1,372.50
Bill	04/15/2022	Summit Bookkeeping & Payroll, Inc	1,000.00
Liability Check	04/01/2022	County Health Pool	892.95
Liability Check	04/19/2022	County Health Pool	892.95
Bill	04/01/2022	8x8	671.62
Bill	04/01/2022	North Star Consulting Group	615.00
Credit Card ...	04/02/2022	Google LLC	408.00
Bill	04/01/2022	Certify	367.50
Bill	04/29/2022	Axiom Group	359.60
Bill	04/04/2022	Xcel Energy (vendor)	234.96

# Northwest Colorado Council of Governments

## List of Bills by Class

### April 2022

Type	Date	Name	Amount
Bill	04/11/2022	Summit County Govt	192.00
Bill	04/19/2022	UNUM Life Insurance CO of America	93.32
Bill	04/19/2022	UNUM Life Insurance CO of America	69.66
Credit Card ...	04/23/2022	Constant Contact	65.00
Bill	04/08/2022	Quill Corporation	61.99
Check	04/29/2022	Employee Benefits Corporation	55.25
Bill	04/19/2022	UNUM Life Insurance CO of America	50.35
Bill	04/27/2022	Quill Corporation	49.27
Bill	04/29/2022	Rocky Mountain Drinking Water	45.49
Bill	04/19/2022	UNUM Life Insurance CO of America	43.89
Bill	04/28/2022	Quill Corporation	32.28
Check	04/27/2022	1st Bank Checking	30.00
Credit Card ...	04/29/2022	ZOOM.US	15.42
Credit Card ...	04/01/2022	US Postal Service	5.80
Credit Card ...	04/19/2022	US Postal Service	2.90
Total 9100 - Indirect			20,154.07
<b>9200 - Office Condo</b>			
Bill	04/01/2022	Enterprise Commercial Center Condo A...	1,390.57
Bill	04/04/2022	D&L Cleaning	440.00
Total 9200 - Office Condo			1,830.57
<b>9400 - Motor Pool</b>			
Bill	04/15/2022	Summit Bookkeeping & Payroll, Inc	
Total 9400 - Motor Pool			0.00
Total 9000- Internal Service Funds			21,984.64
<b>TOTAL</b>			<b>554,441.27</b>

# Northwest Colorado Council of Governments

## List of Bills by Class

### May 2022

Type	Date	Name	Amount
<b>* COG PROGRAM FUNDS</b>			
<b>30123 - VINTAGE 22/23</b>			
<b>31423 - Part C-2</b>			
Credit Card ...	05/03/2022	HYATT PLACE KEYSTONE	139.88
Total 31423 - Part C-2			139.88
Total 30123 - VINTAGE 22/23			139.88
<b>1100- Regional Business</b>			
Bill	05/25/2022	N. Moya Design	2,754.57
Bill	05/02/2022	North Star Consulting Group	1,208.00
Check	05/04/2022	Enterprise Fleet Management	626.10
Credit Card ...	05/06/2022	Best Western	215.98
Credit Card ...	05/25/2022	Best Western	206.98
Bill	05/31/2022	Wex Bank	70.45
Credit Card ...	05/04/2022	Arapahoe Cafe	43.90
Credit Card ...	05/23/2022	Arapahoe Cafe	33.55
Credit Card ...	05/02/2022	Avon Bakery and Deli	32.34
Credit Card ...	05/03/2022	Avon Bakery and Deli	26.04
Credit Card ...	05/26/2022	Chipotle	16.91
Credit Card ...	05/01/2022	Washington Post	15.00
Credit Card ...	05/08/2022	New York Times Digital	15.00
Credit Card ...	05/11/2022	White Water Express Carwash	15.00
Credit Card ...	05/29/2022	Washington Post	15.00
Credit Card ...	05/02/2022	Adobe Acropro Subs	9.99
Credit Card ...	05/04/2022	Wall Street Journal	4.00
Total 1100- Regional Business			5,308.81
<b>1200- Broadband</b>			
Check	05/04/2022	Enterprise Fleet Management	631.86
Check	05/27/2022	Silverthorne Pavilion	350.00
Credit Card ...	05/05/2022	Sauce On The Blue	225.66
Credit Card ...	05/12/2022	CHART HOUSE GENESEE	131.62
Credit Card ...	05/06/2022	Best Western	114.99
Bill	05/31/2022	Wex Bank	104.07
Bill	05/20/2022	UNUM Life Insurance CO of America	93.32
Bill	05/04/2022	Verizon Wireless Services	61.46
Credit Card ...	05/13/2022	NAPA Auto	60.01
Credit Card ...	05/06/2022	Subway	11.45
Credit Card ...	05/12/2022	Rocky Mountain Roastery	7.86
Credit Card ...	05/12/2022	Rocky Mountain Roastery	5.40
Total 1200- Broadband			1,797.70
<b>1300 - Project THOR</b>			
Bill	05/01/2022	Mammoth Networks	64,993.07
Bill	05/01/2022	Century Link	5,313.82
Bill	05/02/2022	DGEB Meet Me Room, LLC	1,840.00
Total 1300 - Project THOR			72,146.89
<b>2100- Elevator Inspection</b>			
Bill	05/31/2022	Wex Bank	1,265.63
Check	05/04/2022	Enterprise Fleet Management	631.86
Check	05/04/2022	Enterprise Fleet Management	631.86
Check	05/04/2022	Enterprise Fleet Management	631.86
Check	05/04/2022	Enterprise Fleet Management	631.86
Check	05/04/2022	Enterprise Fleet Management	631.86
Check	05/04/2022	Enterprise Fleet Management	583.64
Credit Card ...	05/09/2022	CO Dept of Labor	179.70
Credit Card ...	05/31/2022	Southwest Airlines	179.70
Credit Card ...	05/28/2022	NAESAI International	175.00
Credit Card ...	05/12/2022	NAESAI International	175.00
Credit Card ...	05/18/2022	GOMEZ BURRITOS	142.23
Credit Card ...	05/18/2022	Target	139.40
Bill	05/20/2022	Quill Corporation	97.16
Bill	05/20/2022	UNUM Life Insurance CO of America	93.32
Bill	05/18/2022	GoliathTech LLC {Ind}	87.95

## Northwest Colorado Council of Governments

06/30/22

## List of Bills by Class

Accrual Basis

May 2022

Type	Date	Name	Amount
Credit Card ...	05/10/2022	Toyota Connected Services	80.00
Bill	05/20/2022	UNUM Life Insurance CO of America	77.85
Bill	05/20/2022	UNUM Life Insurance CO of America	72.28
Bill	05/20/2022	UNUM Life Insurance CO of America	69.40
Bill	05/20/2022	UNUM Life Insurance CO of America	66.28
Bill	05/20/2022	UNUM Life Insurance CO of America	65.41
Bill	05/20/2022	UNUM Life Insurance CO of America	56.02
Credit Card ...	05/12/2022	Target	54.99
Credit Card ...	05/19/2022	Smash Burger	47.87
Bill	05/20/2022	UNUM Life Insurance CO of America	47.37
Bill	05/20/2022	UNUM Life Insurance CO of America	40.27
Credit Card ...	05/31/2022	Thrifty Shop - Edwards	40.00
Credit Card ...	05/19/2022	City Market	36.91
Credit Card ...	05/27/2022	Home Depot	34.68
Credit Card ...	05/19/2022	Red Buffalo Coffee & Tea	29.52
Credit Card ...	05/19/2022	Baja Chimayo	28.15
Credit Card ...	05/19/2022	Baja Chimayo	26.18
Credit Card ...	05/26/2022	Home Depot	21.41
Credit Card ...	05/18/2022	Plaza Garage	20.00
Credit Card ...	05/04/2022	White Water Express Carwash	19.00
Credit Card ...	05/03/2022	Frisco Conoco	17.00
Credit Card ...	05/15/2022	White Water Express Carwash	15.00
Credit Card ...	05/13/2022	City Market	14.64
Credit Card ...	05/26/2022	Apple Store	12.74
Credit Card ...	05/04/2022	City of Aspen {vendor}	12.00
Credit Card ...	05/05/2022	City of Aspen {vendor}	12.00
Credit Card ...	05/06/2022	Apple Store	10.19
Credit Card ...	05/21/2022	Apple Store	9.99
Credit Card ...	05/21/2022	Thrifty Car Rental	8.43
Credit Card ...	05/19/2022	Safeway, Inc.	8.23
Credit Card ...	05/05/2022	Aspen Parking	8.00
Credit Card ...	05/18/2022	Aspen Parking	8.00
Credit Card ...	05/18/2022	Performance Automotive	7.25
Credit Card ...	05/02/2022	Aspen Parking	6.17
Credit Card ...	05/24/2022	Aspen Parking	6.00
Credit Card ...	05/11/2022	City Market	5.43
Credit Card ...	05/10/2022	Performance Automotive	4.00
Credit Card ...	05/18/2022	Blue River Car Wash	3.75
Total 2100- Elevator Inspection			7,380.44
<b>2925 - SHIP</b>			
Credit Card ...	05/10/2022	ZOOM.US	14.99
Total 2925 - SHIP			14.99
<b>30122 - VINTAGE 21/22</b>			
<b>36022 - NWCCOG Matching</b>			
Bill	05/10/2022		490.00
Credit Card ...	05/23/2022		5.99
Total 36022 - NWCCOG Matching			495.99
<b>34522 - HCPF Dental</b>			
Bill	05/31/2022	Kremmling Family Dental	134.00
Bill	05/31/2022	Crystal Valley Dental Associates(c-corp)	105.00
Total 34522 - HCPF Dental			239.00

# Northwest Colorado Council of Governments

## List of Bills by Class

### May 2022

Type	Date	Name	Amount
<b>33222 - State Services</b>			
Bill	05/31/2022	Jackson County Council on Aging	1,367.03
Bill	05/31/2022	Jackson County Council on Aging	1,144.50
Bill	05/15/2022	The 10th Frame	975.00
Bill	05/31/2022	Grand County Senior Nutrition	932.42
Bill	05/03/2022	LMR Consulting LLC(ind)	900.00
Bill	05/31/2022	Mountain Family Center	833.00
Credit Card ...	05/04/2022	Positive Promotions	678.85
Bill	05/31/2022	Four Winds Pizza	660.00
Bill	05/01/2022	Blue Linen Creative Inc.{scorp}	427.50
Credit Card ...	05/20/2022	Southwest Airlines	425.95
Bill	05/31/2022	A Little Help {non-profit}	372.00
Bill	05/31/2022	Summit County Community & Senior Ce...	320.00
Credit Card ...	05/04/2022	VistaPrint.com	307.09
Credit Card ...	05/02/2022	PayPal	103.48
Credit Card ...	05/18/2022	Goodway Auto Repair LLC	88.00
Credit Card ...	05/14/2022	City O City	87.18
Bill	05/20/2022	UNUM Life Insurance CO of America	82.60
Bill	05/20/2022	UNUM Life Insurance CO of America	58.52
Bill	05/20/2022	UNUM Life Insurance CO of America	56.88
Credit Card ...	05/11/2022	ZOOM.US	54.99
Bill	05/20/2022	UNUM Life Insurance CO of America	54.42
Bill	05/20/2022	UNUM Life Insurance CO of America	51.79
Credit Card ...	05/17/2022	VistaPrint.com	50.49
Bill	05/11/2022	[REDACTED]	46.80
Bill	05/31/2022	A Little He p {non-profit}	25.00
Credit Card ...	05/05/2022	Conoco	17.00
Credit Card ...	05/13/2022	Parking	15.00
Credit Card ...	05/20/2022	CANVA	12.95
Credit Card ...	05/22/2022	City Market	9.19
Credit Card ...	05/20/2022	Southwest Airlines	-425.95
Total 33222 - State Services			9,731.68
<b>33122 - State Admin</b>			
Bill	05/31/2022	Wex Bank	147.85
Total 33122 - State Admin			147.85
<b>32622 - Homestead Admin</b>			
Credit Card ...	05/17/2022	Comcast	97.00
Credit Card ...	05/24/2022	Amazon.com	79.99
Credit Card ...	05/22/2022	Xfinity Mobile	75.92
Bill	05/02/2022	Peterson, Maria Cecilia	46.00
Bill	05/31/2022	Peterson, Maria Cecilia	46.00
Total 32622 - Homestead Admin			344.91
<b>32522 - Homestead Exemption</b>			
Bill	05/20/2022	[REDACTED]	200.00
Bill	05/27/2022	[REDACTED]	200.00
Bill	05/30/2022	[REDACTED]	180.00
Bill	05/31/2022	[REDACTED]	165.00
Bill	05/30/2022	[REDACTED]	160.00
Bill	05/30/2022	[REDACTED]	135.00
Bill	05/31/2022	[REDACTED]	125.00
Bill	05/30/2022	[REDACTED]	120.00
Bill	05/31/2022	[REDACTED]	120.00
Bill	05/31/2022	[REDACTED]	89.50
Bill	05/31/2022	[REDACTED]	75.00
Bill	05/31/2022	[REDACTED]	75.00
Bill	05/30/2022	[REDACTED]	40.00
Bill	05/31/2022	[REDACTED]	7.50
Total 32522 - Homestead Exemption			1,692.00

# Northwest Colorado Council of Governments

## List of Bills by Class

### May 2022

Type	Date	Name	Amount
<b>31622 - Part E</b>			
Bill	05/17/2022	[REDACTED]	671.51
Bill	05/30/2022	[REDACTED]	500.00
Bill	05/31/2022	[REDACTED]	372.51
Bill	05/31/2022	[REDACTED]	200.00
Bill	05/30/2022	[REDACTED]	200.00
Bill	05/31/2022	[REDACTED]	147.84
Bill	05/10/2022	[REDACTED]	140.00
Bill	05/31/2022	[REDACTED]	136.32
Total 31622 - Part E			2,368.18
<b>31422 - Part C-2</b>			
Bill	05/31/2022	Mountain Family Center	4,967.00
Bill	05/31/2022	Jackson County Council on Aging	3,600.66
Bill	05/31/2022	Grand County Rural Health Network	3,333.33
Bill	05/31/2022	Eagle County Public Health	3,260.14
Bill	05/31/2022	Summit County Community & Senior Ce...	1,691.67
Bill	05/31/2022	Eagle County Public Health	1,301.28
Bill	05/31/2022	Summit County Community & Senior Ce...	1,125.00
Bill	05/31/2022	Eagle County Human Services	1,083.33
Bill	05/31/2022	Jackson County Council on Aging	916.67
Credit Card ...	05/08/2022	Delta Air	572.20
Credit Card ...	05/02/2022	Hampton Inn (vendor)	522.20
Bill	05/31/2022	Grand County Rural Health Network	500.00
Bill	05/31/2022	Summit County Community & Senior Ce...	416.68
Bill	05/31/2022	Pitkin County Senior Services	413.06
Bill	05/31/2022	[REDACTED]	389.60
Bill	05/31/2022	Pitkin County Adult & Family Services	103.36
Credit Card ...	05/06/2022	Main Street Grill	53.90
Bill	05/31/2022	A Little Help (non-profit)	49.00
Credit Card ...	05/06/2022	Main Street Grill	47.33
Credit Card ...	05/15/2022	Laptop Charger Factory	38.49
Credit Card ...	05/15/2022	Amazon.com	35.99
Credit Card ...	05/11/2022	Whole Foods (vendor)	35.30
Credit Card ...	05/19/2022	Costco	32.50
Credit Card ...	05/19/2022	Comcast	15.92
Credit Card ...	05/04/2022	Walmart	15.62
Credit Card ...	05/03/2022	Expedia	12.48
Credit Card ...	05/28/2022	Silverthorne Car Wash	3.70
Bill	05/31/2022	Grand County Senior Nutrition	0.00
Credit Card ...	05/12/2022	WWW.CTA-WEB.ORG	-85.00
Total 31422 - Part C-2			24,451.41
<b>31322 - Part C-1</b>			
Bill	05/31/2022	Pitkin County Senior Services	6,696.80
Bill	05/31/2022	Eagle County Public Health	4,680.93
Bill	05/31/2022	Summit County Community & Senior Ce...	2,785.00
Bill	05/31/2022	Mountain Family Center	1,353.00
Bill	05/13/2022	[REDACTED]	960.00
Bill	05/31/2022	[REDACTED]	960.00
Bill	05/31/2022	[REDACTED]	110.00
Bill	05/31/2022	Grand County Senior Nutrition	0.00
Total 31322 - Part C-1			17,545.73

# Northwest Colorado Council of Governments

## List of Bills by Class

### May 2022

Type	Date	Name	Amount
<b>31122 - Part B</b>			
Bill	05/23/2022	[REDACTED]	500.00
Bill	05/23/2022	[REDACTED]	500.00
Bill	05/31/2022	Comfort Dental - GWS{partners}	500.00
Bill	05/30/2022	[REDACTED]	347.20
Bill	05/24/2022	[REDACTED]	342.83
Bill	05/31/2022	[REDACTED]	302.40
Bill	05/31/2022	Colorado Legal Services (v){501(c)3	298.50
Bill	05/31/2022	[REDACTED]	286.72
Bill	05/17/2022	[REDACTED]	200.00
Credit Card ...	05/19/2022	Roaring Fork Vision	190.00
Bill	05/31/2022	[REDACTED]	173.60
Bill	05/31/2022	[REDACTED]	134.40
Bill	05/09/2022	Altitude Family Dental PLLC{partner}	134.00
Bill	05/16/2022	Elevated Dental Wellness	127.00
Bill	05/23/2022	[REDACTED]	125.00
Bill	05/23/2022	Never Summer Dental Hygiene	100.00
Bill	05/20/2022	[REDACTED]	98.96
Bill	05/30/2022	[REDACTED]	93.52
Bill	05/31/2022	[REDACTED]	92.96
Bill	05/10/2022	[REDACTED]	87.36
Bill	05/31/2022	[REDACTED]	75.04
Bill	05/24/2022	Jackson County Sign Shop & TS	64.14
Bill	05/04/2022	Verizon Wireless Services	60.97
Bill	05/30/2022	[REDACTED]	59.58
Credit Card ...	05/02/2022	AIRS	57.00
Bill	05/31/2022	[REDACTED]	41.44
Bill	05/30/2022	[REDACTED]	33.33
Bill	05/04/2022	Verizon Wireless Services	30.48
Bill	05/31/2022	[REDACTED] reimburse}	10.00
Total 31122 - Part B			5,066.43
<b>31022 - Fed Admin</b>			
Bill	05/23/2022	Senior Citizens Action Group	550.00
Total 31022 - Fed Admin			550.00
Total 30122 - VINTAGE 21/22			62,633.18
<b>3700 - WaterShed Services</b>			
<b>3710 - 208 Planning</b>			
Bill	05/03/2022	Alpine Environmental Consultants {s-corp}	1,218.75
Total 3710 - 208 Planning			1,218.75
Total 3700 - WaterShed Services			1,218.75
<b>3800- Econ Develop District</b>			
Bill	05/11/2022	Insights Collective	2,000.00
Credit Card ...	05/02/2022	COLORADO TENTS AND EVENTS	111.72
Bill	05/20/2022	UNUM Life Insurance CO of America	66.39
Bill	05/09/2022	Johnson, Paige	26.33
Credit Card ...	05/06/2022	The Colorado Sun	10.00
Total 3800- Econ Develop District			2,214.44



## Northwest Colorado Council of Governments

06/30/22

## List of Bills by Class

Accrual Basis

May 2022

Type	Date	Name	Amount
<b>4001-WX-Non Grant</b>			
<b>4020 - ReEnergize</b>			
Bill	05/02/2022	Rocky Mountain Steel Structures, Inc.	5,771.60
Bill	05/02/2022	Rocky Mountain Steel Structures, Inc.	3,967.08
Bill	05/16/2022	Rocky Mountain Steel Structures, Inc.	1,687.50
Bill	05/24/2022	Rocky Mountain Steel Structures, Inc.	1,001.05
Bill	05/03/2022	LOWES	806.55
Credit Card ...	05/23/2022	Columbine Ford	192.61
Credit Card ...	05/31/2022	LOWES	175.32
Credit Card ...	05/26/2022	Valley Lumber Co	78.17
Credit Card ...	05/24/2022	LOWES	66.94
Credit Card ...	05/25/2022	Charles D Jones Co	46.68
Credit Card ...	05/04/2022	Valley Lumber Co	29.57
Credit Card ...	05/04/2022	Valley Lumber Co	18.99
Total 4020 - ReEnergize			13,842.06
<b>4005 - CARE</b>			
Bill	05/17/2022	Eagle Rock Supply Co	9,704.34
Bill	05/17/2022	Eagle Rock Supply Co	3,220.64
Bill	05/26/2022	Rad Plumbing	3,200.00
Bill	05/03/2022	Piedmont Plastics	2,250.00
Bill	05/05/2022	Westland Distributing Inc	2,201.47
Bill	05/27/2022	Westland Distributing Inc	2,201.47
Credit Card ...	05/31/2022	LOWES	2,105.46
Bill	05/17/2022	B&B Plumbing & Heating	1,713.50
Bill	05/01/2022	BHW Associates	1,290.75
Bill	05/05/2022	Westland Distributing Inc	1,069.84
Bill	05/17/2022	LOWES	1,034.55
Bill	05/27/2022	Westland Distributing Inc	974.34
Bill	05/17/2022	LOWES	797.05
Bill	05/17/2022	LOWES	797.05
Bill	05/13/2022	Whirlpool Contract/Retail	698.00
Bill	05/21/2022	Four Sprys Investments, LLC{s-corp}	651.72
Credit Card ...	05/17/2022	LOWES	534.31
Bill	05/27/2022	Westland Distributing Inc	509.60
Credit Card ...	05/23/2022	Comfort Inn {vendor}	413.22
Credit Card ...	05/23/2022	Comfort Inn {vendor}	413.22
Bill	05/02/2022	IQ Plumbing{ind}	405.00
Bill	05/04/2022	Verizon Wireless Services	315.54
Bill	05/17/2022	GoliathTech LLC {Ind}	280.95
Credit Card ...	05/03/2022	LOWES	278.92
Bill	05/04/2022	JB Electric LLC	270.00
Credit Card ...	05/03/2022	LOWES	245.19
Bill	05/17/2022	Energy IQ Colorado	240.00
Credit Card ...	05/10/2022	LOWES	239.08
Bill	05/03/2022	Piedmont Plastics	225.00
Credit Card ...	05/04/2022	Home Depot	216.10
Bill	05/27/2022	Westland Distributing Inc	206.24
Bill	05/27/2022	Westland Distributing Inc	146.92
Credit Card ...	05/02/2022	LOWES	132.44
Credit Card ...	05/02/2022	LOWES	108.94
Bill	05/13/2022	Xcel Energy (vendor)	108.00
Credit Card ...	05/03/2022	LOWES	104.81
Credit Card ...	05/23/2022	Clear Creek County Building Dept	103.02
Credit Card ...	05/02/2022	LOWES	95.07
Credit Card ...	05/04/2022	True Value Leadville	81.46
Credit Card ...	05/03/2022	City of Glenwood Springs {vendor}	77.45
Bill	05/23/2022	Grainger	73.76
Bill	05/23/2022	Whirlpool Contract/Retail	70.00
Credit Card ...	05/02/2022	LOWES	69.79
Credit Card ...	05/18/2022	LOWES	55.51
Credit Card ...	05/02/2022	Charles D Jones Co	46.68
Credit Card ...	05/03/2022	Ace Hardware	44.96
Credit Card ...	05/03/2022	LOWES	38.98
Bill	05/20/2022	UNUM Life Insurance CO of America	29.13
Credit Card ...	05/04/2022	Home Depot	28.45
Credit Card ...	05/04/2022	LOWES	22.86
Credit Card ...	05/05/2022	Home Depot	22.72

## Northwest Colorado Council of Governments

06/30/22

## List of Bills by Class

Accrual Basis

May 2022

Type	Date	Name	Amount
Bill	05/20/2022	UNUM Life Insurance CO of America	21.82
Bill	05/20/2022	UNUM Life Insurance CO of America	21.09
Credit Card ...	05/03/2022	Valley Lumber Co	20.98
Credit Card ...	05/02/2022	Valley Lumber Co	20.52
Credit Card ...	05/23/2022	LOWES	19.50
Bill	05/20/2022	UNUM Life Insurance CO of America	18.00
Bill	05/20/2022	UNUM Life Insurance CO of America	17.13
Bill	05/20/2022	UNUM Life Insurance CO of America	16.64
Bill	05/20/2022	UNUM Life Insurance CO of America	16.53
Bill	05/20/2022	UNUM Life Insurance CO of America	15.73
Bill	05/20/2022	UNUM Life Insurance CO of America	15.73
Credit Card ...	05/10/2022	Valley Lumber Co	15.58
Bill	05/20/2022	UNUM Life Insurance CO of America	14.59
Bill	05/20/2022	UNUM Life Insurance CO of America	13.46
Bill	05/20/2022	UNUM Life Insurance CO of America	13.46
Bill	05/20/2022	UNUM Life Insurance CO of America	12.60
Bill	05/20/2022	UNUM Life Insurance CO of America	12.60
Bill	05/20/2022	UNUM Life Insurance CO of America	12.32
Bill	05/20/2022	UNUM Life Insurance CO of America	12.00
Bill	05/20/2022	UNUM Life Insurance CO of America	12.00
Bill	05/20/2022	UNUM Life Insurance CO of America	11.52
Credit Card ...	05/12/2022	Ace Hardware	10.58
Credit Card ...	05/12/2022	Walmart	2.58
Total 4005 - CARE			40,510.46
<b>4010 - CIP</b>			
Credit Card ...	05/17/2022	All American Heating	2,500.00
Credit Card ...	05/19/2022	All American Heating	1,622.50
Credit Card ...	05/04/2022	All American Heating	1,071.36
Bill	05/10/2022	Goodway Auto Repair LLC	346.67
Bill	05/01/2022	BHW Associates	121.01
Credit Card ...	05/23/2022	LOWES	65.47
Bill	05/21/2022	Four Sprys Investments, LLC{s-corp}	61.10
Bill	05/04/2022	Verizon Wireless Services	29.58
Bill	05/23/2022	Grainger	6.91
Bill	05/20/2022	UNUM Life Insurance CO of America	2.77
Bill	05/20/2022	UNUM Life Insurance CO of America	2.05
Bill	05/20/2022	UNUM Life Insurance CO of America	1.98
Bill	05/20/2022	UNUM Life Insurance CO of America	1.69
Bill	05/20/2022	UNUM Life Insurance CO of America	1.61
Bill	05/20/2022	UNUM Life Insurance CO of America	1.56
Bill	05/20/2022	UNUM Life Insurance CO of America	1.55
Bill	05/20/2022	UNUM Life Insurance CO of America	1.47
Bill	05/20/2022	UNUM Life Insurance CO of America	1.47
Bill	05/20/2022	UNUM Life Insurance CO of America	1.37
Bill	05/20/2022	UNUM Life Insurance CO of America	1.26
Bill	05/20/2022	UNUM Life Insurance CO of America	1.26
Bill	05/20/2022	UNUM Life Insurance CO of America	1.18
Bill	05/20/2022	UNUM Life Insurance CO of America	1.18
Bill	05/20/2022	UNUM Life Insurance CO of America	1.15
Bill	05/20/2022	UNUM Life Insurance CO of America	1.12
Bill	05/20/2022	UNUM Life Insurance CO of America	1.12
Bill	05/20/2022	UNUM Life Insurance CO of America	1.08
Total 4010 - CIP			5,851.47
<b>4015 - BEECH</b>			
Credit Card ...	05/02/2022	Energy OutWest	1,575.00
Total 4015 - BEECH			1,575.00
Total 4001-WX-Non Grant			61,778.99

## Northwest Colorado Council of Governments

06/30/22

## List of Bills by Class

Accrual Basis

May 2022

Type	Date	Name	Amount
<b>4021 - WX 21/22</b>			
<b>49321 - SB-BE</b>			
Bill	05/01/2022	BHW Associates	2,621.83
Credit Card ...	05/13/2022	Ace Hardware	2,422.00
Bill	05/18/2022	DJensen Electric, Inc.	2,418.30
Bill	05/23/2022	DJensen Electric, Inc.	2,167.35
Bill	05/18/2022	3E Electrical	1,962.81
Credit Card ...	05/02/2022	Energy OutWest	1,575.00
Credit Card ...	05/02/2022	Energy OutWest	1,575.00
Credit Card ...	05/02/2022	Energy OutWest	1,525.00
Credit Card ...	05/17/2022	Energy OutWest	1,525.00
Credit Card ...	05/02/2022	Energy OutWest	1,475.00
Credit Card ...	05/02/2022	Energy OutWest	1,375.00
Bill	05/20/2022	DJensen Electric, Inc.	1,319.54
Credit Card ...	05/18/2022	Energy OutWest	1,175.00
Bill	05/23/2022	DJensen Electric, Inc.	954.28
Bill	05/24/2022	DJensen Electric, Inc.	759.49
Credit Card ...	05/04/2022	LOWES	645.06
Check	05/04/2022	Enterprise Fleet Management	626.10
Credit Card ...	05/11/2022	Charles D Jones Co	381.60
Credit Card ...	05/25/2022	Home Depot	313.15
Credit Card ...	05/18/2022	Charles D Jones Co	305.30
Credit Card ...	05/23/2022	Geary Pacific Supply	247.27
Credit Card ...	05/12/2022	Charles D Jones Co	239.05
Credit Card ...	05/23/2022	Home Depot	172.27
Bill	05/23/2022	DJensen Electric, Inc.	157.58
Credit Card ...	05/20/2022	Costco	149.99
Bill	05/23/2022	Grainger	149.83
Bill	05/13/2022	The Home Depot Pro	131.12
Credit Card ...	05/09/2022	LOWES	100.76
Credit Card ...	05/26/2022	Charles D Jones Co	100.10
Bill	05/24/2022	DJensen Electric, Inc.	100.00
Credit Card ...	05/10/2022	Ferguson Enterprises Inc #109	96.53
Credit Card ...	05/05/2022	LOWES	90.80
Credit Card ...	05/09/2022	CHAFFEE COUNTY DEV SERV D	72.50
Credit Card ...	05/05/2022	Buena Vista True Value	66.98
Bill	05/20/2022	UNUM Life Insurance CO of America	59.18
Credit Card ...	05/16/2022	Geary Pacific Supply	54.15
Bill	05/20/2022	UNUM Life Insurance CO of America	44.32
Bill	05/20/2022	UNUM Life Insurance CO of America	42.84
Credit Card ...	05/17/2022	DAYLIGHT DONUTS	40.75
Bill	05/20/2022	UNUM Life Insurance CO of America	36.56
Credit Card ...	05/09/2022	Charles D Jones Co	35.97
Bill	05/20/2022	UNUM Life Insurance CO of America	34.80
Credit Card ...	05/10/2022	Ace Hardware	34.11
Bill	05/20/2022	UNUM Life Insurance CO of America	33.80
Bill	05/20/2022	UNUM Life Insurance CO of America	33.57
Bill	05/20/2022	UNUM Life Insurance CO of America	31.94
Bill	05/20/2022	UNUM Life Insurance CO of America	31.94
Bill	05/20/2022	UNUM Life Insurance CO of America	29.63
Credit Card ...	05/17/2022	LOWES	27.86
Bill	05/20/2022	UNUM Life Insurance CO of America	27.34
Bill	05/20/2022	UNUM Life Insurance CO of America	27.34
Bill	05/20/2022	UNUM Life Insurance CO of America	25.59
Bill	05/20/2022	UNUM Life Insurance CO of America	25.59
Bill	05/20/2022	UNUM Life Insurance CO of America	25.02
Bill	05/20/2022	UNUM Life Insurance CO of America	24.37
Bill	05/20/2022	UNUM Life Insurance CO of America	24.37
Bill	05/20/2022	UNUM Life Insurance CO of America	23.40
Credit Card ...	05/19/2022	Charles D Jones Co	23.32
Credit Card ...	05/25/2022	Geary Pacific Supply	21.72
Credit Card ...	05/11/2022	Country Ace Hardware	14.46
Credit Card ...	05/16/2022	Home Depot	10.34
Credit Card ...	05/11/2022	Country Ace Hardware	8.97
Total 49321 - SB-BE			29,849.84

# Northwest Colorado Council of Governments

## List of Bills by Class

### May 2022

Type	Date	Name	Amount
<b>49221 - SB-SOLAR</b>			
Bill	05/17/2022	Active Energies Solar, LLC	10,706.00
Bill	05/04/2022	Active Energies Solar, LLC	7,403.00
Total 49221 - SB-SOLAR			18,109.00
<b>49121 - SB-EE</b>			
Credit Card ...	05/09/2022	Nordic Lodge	242.44
Total 49121 - SB-EE			242.44
<b>47521 - CEO-WX ADMIN</b>			
Bill	05/01/2022	Comcast	160.21
Total 47521 - CEO-WX ADMIN			160.21
<b>47021 - CEO-WX BE</b>			
Bill	05/26/2022	The Home Depot Pro	1,706.40
Bill	05/26/2022	The Home Depot Pro	1,706.40
Credit Card ...	05/31/2022	Home Depot	239.93
Credit Card ...	05/27/2022	Charles D Jones Co	146.55
Credit Card ...	05/28/2022	Town of Winter Park {v}	112.20
Credit Card ...	05/26/2022	Walmart	99.00
Credit Card ...	05/26/2022	Walmart	99.00
Credit Card ...	05/31/2022	Geary Pacific Supply	28.22
Credit Card ...	05/18/2022	Home Depot	10.34
Total 47021 - CEO-WX BE			4,148.04
<b>45021 - STX-EE OPS</b>			
Bill	05/31/2022	Wex Bank	5,240.09
Bill	05/21/2022	Four Sprys Investments, LLC{s-corp}	1,323.81
Bill	05/04/2022	Verizon Wireless Services	640.95
Credit Card ...	05/09/2022	Nordic Lodge	124.56
Credit Card ...	05/31/2022	LOWES	98.91
Total 45021 - STX-EE OPS			7,428.32
<b>43121 - LEAP OP</b>			
Bill	05/04/2022	Budget Plumbing & Heating {s corp}	2,949.93
Credit Card ...	05/23/2022	Comfort Inn {vendor}	413.22
Credit Card ...	05/09/2022	Nordic Lodge	367.00
Credit Card ...	05/09/2022	Nordic Lodge	367.00
Credit Card ...	05/09/2022	LOWES	331.40
Credit Card ...	05/09/2022	LOWES	331.40
Credit Card ...	05/09/2022	LOWES	331.40
Credit Card ...	05/06/2022	City of Rifle <V>	75.00
Credit Card ...	05/25/2022	Walmart	62.02
Credit Card ...	05/05/2022	LOWES	29.72
Credit Card ...	05/11/2022	Ace Hardware	24.13
Credit Card ...	05/11/2022	Ace Hardware	24.12
Credit Card ...	05/11/2022	Ace Hardware	24.12
Credit Card ...	05/10/2022	Ace Hardware	19.12
Credit Card ...	05/10/2022	Ace Hardware	19.12
Credit Card ...	05/10/2022	Ace Hardware	19.12
Credit Card ...	05/10/2022	Ace Hardware	19.12
Credit Card ...	05/05/2022	Buena Vista True Value	13.98
Credit Card ...	05/20/2022	CBI Records Ck-Net	5.00
Credit Card ...	05/11/2022	Ace Hardware	3.60
Credit Card ...	05/11/2022	Ace Hardware	3.60
Credit Card ...	05/11/2022	Ace Hardware	3.60
Credit Card ...	05/11/2022	Ace Hardware	3.59
Credit Card ...	05/03/2022	Apple Store	0.99
Credit Card ...	05/09/2022	Apple Store	0.99
Bill	05/15/2022	Summit Bookkeeping & Payroll, Inc	
Total 43121 - LEAP OP			5,442.29

# Northwest Colorado Council of Governments

## List of Bills by Class

### May 2022

Type	Date	Name	Amount
<b>42621 - DOE OP</b>			
Credit Card ...	05/10/2022	LOWES	216.68
Credit Card ...	05/24/2022	LOWES	180.64
Credit Card ...	05/23/2022	LOWES	133.29
Credit Card ...	05/17/2022	LOWES	89.22
Credit Card ...	05/25/2022	Ace Hardware	53.57
Total 42621 - DOE OP			673.40
Total 4021 - WX 21/22			66,053.54
<b>6100- Homeland Security</b>			
<b>6119 - SHSG 2019</b>			
Bill	05/15/2022	Summit Bookkeeping & Payroll, Inc	379.00
Total 6119 - SHSG 2019			379.00
<b>6120 - SHSG 2020</b>			
Bill	05/03/2022	Cancelosi Consulting, LLC	1,880.40
Total 6120 - SHSG 2020			1,880.40
Total 6100- Homeland Security			2,259.40
<b>6600-HCC Health Care Coalition</b>			
<b>6635 - HCC COVID 2</b>			
Credit Card ...	05/18/2022	Envirosafety	3,000.00
Bill	05/31/2022	Steve Hilley R.N.	2,825.00
Credit Card ...	05/23/2022	Envirosafety	2,489.79
Bill	05/31/2022	Marantino, Adalyn{ind}	1,250.00
Total 6635 - HCC COVID 2			9,564.79
<b>6621 - HCC 2021-2022</b>			
Bill	05/31/2022	Marantino, Adalyn{ind}	5,300.00
Bill	05/31/2022	Steve Hilley R.N.	3,120.00
Bill	05/31/2022	Steve Hilley R.N.	874.38
Bill	05/31/2022	Marantino, Adalyn{ind}	469.74
Bill	05/31/2022	Steve Hilley R.N.	0.00
Total 6621 - HCC 2021-2022			9,764.12
Total 6600-HCC Health Care Coalition			19,328.91
<b>RTCC Group</b>			
<b>5410 - Mobility Manager</b>			
Credit Card ...	05/05/2022	FiveRR	52.75
Bill	05/20/2022	UNUM Life Insurance CO of America	45.08
Credit Card ...	05/26/2022	FiveRR	12.55
Total 5410 - Mobility Manager			110.38
<b>5420 - NEMT</b>			
Credit Card ...	05/27/2022	ANTLERS HOTEL	642.69
Total 5420 - NEMT			642.69
Total RTCC Group			753.07
Total * COG PROGRAM FUNDS			303,028.99
<b>5000- EXTERNAL PROGRAMS</b>			
<b>5100- QQ</b>			
Bill	05/02/2022	Sullivan Green Seavy, LLC	2,226.50
Bill	05/03/2022	Alpine Environmental Consultants {s-corp}	1,162.50
Bill	05/12/2022	Dynamic Planning + Science{scorp}	1,125.00
Total 5100- QQ			4,514.00
Total 5000- EXTERNAL PROGRAMS			4,514.00

## Northwest Colorado Council of Governments

06/30/22

## List of Bills by Class

Accrual Basis

May 2022

Type	Date	Name	Amount
<b>8800- Northwest Loan Fund</b>			
Bill	05/02/2022	North Star Consulting Group	4,000.00
Credit Card ...	05/12/2022	MATSUHISA ASPEN	241.11
Credit Card ...	05/07/2022	VACASA LLC	178.40
Bill	05/15/2022	Summit Bookkeeping & Payroll, Inc	155.00
Credit Card ...	05/05/2022	Hampton Inn (vendor)	134.72
Bill	05/04/2022	Verizon Wireless Services	102.92
Bill	05/31/2022	Becky Walter	100.00
Bill	05/20/2022	UNUM Life Insurance CO of America	82.76
Credit Card ...	05/05/2022	Timberline Craft Kits	62.42
Credit Card ...	05/26/2022	Experian	52.00
Bill	05/19/2022	FedEx{vendor}	41.29
Credit Card ...	05/11/2022	North side Kitchen	34.70
Credit Card ...	05/12/2022	Hacienda Real	29.45
Credit Card ...	05/06/2022	Google LLC	24.00
Credit Card ...	05/12/2022	Pitkin County {v}	19.17
Credit Card ...	05/04/2022	Natural Grocers	16.58
Credit Card ...	05/12/2022	Slope & Hatch	16.46
Credit Card ...	05/13/2022	FedEx{vendor}	13.17
Credit Card ...	05/12/2022	Aspen Parking	4.00
Credit Card ...	05/12/2022	Carls Pharmacy	3.44
Credit Card ...	05/12/2022	Aspen Parking	1.00
Credit Card ...	05/03/2022	Apple Store	0.99
Credit Card ...	05/12/2022	VACASA LLC	-11.52
Total 8800- Northwest Loan Fund			5,302.06
<b>9000- Internal Service Funds</b>			
<b>9100 - Indirect</b>			
Bill	05/09/2022	Clifton Larson Allen LLP {partner}	17,325.00
Bill	05/02/2022	Axiom Group	4,985.00
Bill	05/25/2022	Axiom Group	2,400.00
Bill	05/02/2022	Sullivan Green Seavy, LLC	1,189.50
Bill	05/15/2022	Summit Bookkeeping & Payroll, Inc	1,000.00
Bill	05/01/2022	8x8	671.62
Bill	05/27/2022	Pitney Bowes	465.84
Bill	05/02/2022	North Star Consulting Group	465.00
Credit Card ...	05/03/2022	Google LLC	408.00
Bill	05/15/2022	Health Promotion Management{c-corp}	367.25
Bill	05/25/2022	Axiom Group	359.60
Bill	05/01/2022	Certify	350.00
Bill	05/27/2022	Quill Corporation	194.68
Bill	05/16/2022	Summit County Govt	192.00
Credit Card ...	05/19/2022	UPS	189.08
Bill	05/03/2022	Xcel Energy (vendor)	184.76
Bill	05/27/2022	Pitney Bowes	160.00
Bill	05/27/2022	Pitney Bowes	151.03
Bill	05/20/2022	UNUM Life Insurance CO of America	93.32
Bill	05/06/2022	Quill Corporation	82.57
Bill	05/20/2022	UNUM Life Insurance CO of America	69.66
Bill	05/27/2022	Quill Corporation	63.51
Bill	05/05/2022	Tandem Design Lab{ind}	62.50
Bill	05/02/2022	Sullivan Green Seavy, LLC	61.00
Check	05/31/2022	Employee Benefits Corporation	55.25
Bill	05/20/2022	UNUM Life Insurance CO of America	50.35
Bill	05/20/2022	UNUM Life Insurance CO of America	43.89
Credit Card ...	05/09/2022	Stinker	39.68
Credit Card ...	05/27/2022	ZOOM.US	15.42
Credit Card ...	05/04/2022	SOS Registration Fee	10.00
Credit Card ...	05/13/2022	Stinker	10.00
Total 9100 - Indirect			31,715.51

1:16 PM

06/30/22

Accrual Basis

# Northwest Colorado Council of Governments

## List of Bills by Class

### May 2022

Type	Date	Name	Amount
<b>9200 - Office Condo</b>			
Bill	05/01/2022	Enterprise Commercial Center Condo A...	1,390.57
Bill	05/04/2022	D&L Cleaning	660.00
Bill	05/04/2022	D&L Cleaning	440.00
Credit Card ...	05/25/2022	LOWES	102.78
Total 9200 - Office Condo			2,593.35
<b>9400 - Motor Pool</b>			
Bill	05/15/2022	Summit Bookkeeping & Payroll, Inc	
Total 9400 - Motor Pool			0.00
Total 9000- Internal Service Funds			34,308.86
<b>TOTAL</b>			<b>347,153.91</b>

**Northwest Colorado Council of Governments**  
**Summary Balance Sheet**  
**As of May 31, 2022**

	<u><b>May 31, 22</b></u>
<b>ASSETS</b>	
Current Assets	
Checking/Savings	3,489,559.83
Accounts Receivable	800,931.79
Other Current Assets	1,705,151.07
<b>Total Current Assets</b>	<u>5,995,642.69</u>
Fixed Assets	540,028.92
Other Assets	2,864,386.18
<b>TOTAL ASSETS</b>	<u><b>9,400,057.79</b></u>
<b>LIABILITIES &amp; EQUITY</b>	
Liabilities	
Current Liabilities	
Accounts Payable	146,600.98
Credit Cards	36,964.91
Other Current Liabilities	2,105,794.85
<b>Total Current Liabilities</b>	<u>2,289,360.74</u>
Long Term Liabilities	754,970.52
<b>Total Liabilities</b>	<u>3,044,331.26</u>
Equity	6,355,726.53
<b>TOTAL LIABILITIES &amp; EQUITY</b>	<u><b>9,400,057.79</b></u>



# NWCCOG

## STATEMENT OF REVENUES AND EXPENDITURES

5/31/2022

42% of the year

	2022 REVENUE BUDGET	REVENUE YTD ACTUAL	REVENUE BUDGET TO ACTUAL	2022 EXPENSE BUDGET	EXPENSES YTD ACTUAL	EXPENSES BUDGET TO ACTUAL	2022 NET BUDGET	REVENUES OVER EXPENSES ACTUAL	ADVANCED / CARRY OVER FUNDS	Beginning of Year RESERVED PROGRAM FUNDS	End of Year RESERVED PROGRAM FUNDS	NET
<b>COG PROGRAM FUNDS</b>												
<b>Internal Programs</b>												
REGIONAL BUSINESS	447,451	402,627	90%	475,589	151,553	32%	(28,138)	251,074	13,491			251,074.42
BROADBAND	190,000	52,065	27%	247,152	102,943	42%	(57,152)	(50,878)				(50,878.00)
PROJECT THOR	1,095,632	582,546	53%	1,150,632	448,074	39%	(55,000)	134,472		116,619	251,092	134,472.39
ELEVATOR INSPECTION	1,195,000	682,750	57%	1,110,078	534,281	48%	84,922	148,469				148,468.52
ECONOMIC DEVELOPMENT DIST	304,483	248,417	82%	304,483	264,469	87%	0	(16,052)	13,365			(16,051.50)
REGIONAL TRANSPORTATION	130,780	231,751	177%	131,525	50,376	38%	(745)	181,374	204,566			181,374.29
Vintage - AAAA												
ADRC- CO HLTH FOUND		53,800			0		0	53,800	53,800			53,799.79
RSVP-VOLUNTEERS		24,268			16,178		0	8,090	8,090			8,090.21
SHIP- Insurance Consulting		34,846			1,990		0	32,856	19,846			32,855.64
SMP		9,282			0		0	9,282	9,282			9,282.13
AGE/NUTRITION (non-Grant)		7,964			0		0	7,964		17,143	25,107	7,964.30
AGE/NUTRITION (State FY 21-22)		490,492			648,859		0	(158,367)				(158,366.89)
AGE/NUTRITION (State FY 22-23)					0		0	0				-
AGE/NUTRITION TOTAL	1,486,313	620,652	42%	1,536,712	667,027	43%	(50,399)	(46,375)	91,018	17,143	25,107	(46,375)
Energy Management											0	
WEATHER (Other)					6,182		0	(6,182)		2,947	(3,235)	(6,181.93)
WEATHER BEECH		22,502			6,976			15,526		24,222	39,748	15,526.13
WEATHER CARE		185,624			320,972		0	(135,348)		104,381	(30,967)	(135,347.64)
WEATHER CIP		189,662			146,940		0	42,721	(28,820)	13,901		42,721.19
WEATHER RE-ENERGIZE		0			27,433		0	0				
WEATHER (State FY21-22)		832,273			841,152		0	(8,879)			(8,878.59)	(8,878.59)
WEATHER (State FY22-23)		0			0		0	0			0.00	-
ENERGY MANAGEMENT TOTAL	2,886,170	1,230,061	43%	2,886,170	1,349,655	47%	0	(92,161)		146,815	96,958	(92,160.84)
<b>Total COG Internal Programs</b>	<b>7,735,829</b>	<b>4,050,870</b>		<b>7,842,341</b>	<b>3,568,378</b>		<b>(106,512)</b>	<b>509,924</b>	<b>322,440</b>	<b>280,578</b>	<b>373,157</b>	<b>509,924.46</b>
<b>External Programs</b>												
HOMELAND SECURITY	252,974	100,401	40%	252,974	199,700	79%	0	(99,298)				(99,298.46)
NWR HEALTH CARE COALITION	212,430	59,503	28%	212,430	71,744	34%	0	(12,241)				(12,240.77)
WATER QUALITY/QUANTITY	170,018	208,650	123%	170,018	74,300	44%	0	134,350		94,428	228,778	134,350.01
WATERSHED SERVICES	53,276	14,845	28%	53,276	3,629	7%	0	11,216		19,620		11,215.58
NWCCOG FOUNDATION	4,500	0		3,500	11		1,000	(11)				(10.53)
<b>Total External Programs</b>	<b>693,198</b>	<b>383,399</b>	<b>55%</b>	<b>692,198</b>	<b>349,383</b>	<b>50%</b>	<b>1,000</b>	<b>34,016</b>	<b>14,360</b>	<b>114,048</b>	<b>228,778</b>	<b>34,016</b>
<b>Total Program Funds</b>	<b>8,429,027</b>	<b>4,434,268</b>	<b>53%</b>	<b>8,534,539</b>	<b>3,917,761</b>	<b>46%</b>	<b>(105,512)</b>	<b>543,940</b>	<b>336,800</b>	<b>394,626</b>	<b>601,935</b>	<b>543,940.29</b>
<b>NORTHWEST LOAN FUND</b>												
	962,000	853,462	89%	199,641	156,011	16%	762,359	697,451		3,065,208	3,762,659	697,451.04
<b>INTERNAL SERVICE FUNDS</b>												
INDIRECT	424,558	189,314	45%	484,024	188,534	44%	(59,466)	779		(14,758)	(13,979)	779.48
COG BUILDING FUND	92,183	38,410	42%	77,160	27,064	29%	15,023	11,345		100,232	111,577	11,345.37
MOTOR POOL	0	0		10,000	782		(10,000)	(782)		56,732	55,950	(781.90)
<b>Total Service Funds</b>	<b>516,741</b>	<b>227,723</b>	<b>44%</b>	<b>571,184</b>	<b>216,380</b>	<b>38%</b>	<b>(54,443)</b>	<b>11,343</b>		<b>142,206</b>	<b>153,549</b>	<b>11,342.95</b>
<b>COG FUNDS Subtotal</b>	<b>9,907,768</b>	<b>5,515,454</b>	<b>56%</b>	<b>9,305,364</b>	<b>4,290,153</b>	<b>43%</b>	<b>602,404</b>	<b>1,252,734</b>	<b>336,800</b>	<b>3,602,040</b>	<b>4,518,143</b>	<b>1,252,734.28</b>

**Northwest Colorado Council of Governments**  
**Balance Sheet - Northwest Loan Fund**  
As of March 31, 2022

	<b>TOTAL</b>
<b>ASSETS</b>	
<b>Current Assets</b>	
<b>Checking/Savings</b>	
1015 · 1st Bank NLF Operating	692,375.12
1070 · NLF Alpine Bank	100,189.11
1072 · NLF Mountain Valley Bank	252,214.63
1074 · NLF Yampa Valley Bank	254,783.19
1075 · 1st Bank NLF- Liquid Asset.	150,023.79
<b>Total Checking/Savings</b>	1,449,585.84
<b>Other Current Assets</b>	
1090 · Undeposited Funds	9,067.00
1315 · NLF - Allowance for Loan Loss	-355,450.43
<b>Total Other Current Assets</b>	-346,383.43
<b>Total Current Assets</b>	1,103,202.41
<b>Other Assets</b>	
1615 · NLF Loans Receivable	
CDBG-20-630-Covid	495,866.02
Energize Loans	49,236.34
1615a · CDBG-13-589	31,622.14
1615b · CDBG-16-602	842,301.51
1615c · CDBG-20-630	538,035.16
1615o · OEDIT-2017	33,779.58
1615r · Revolved	905,797.75
<b>Total 1615 · NLF Loans Receivable</b>	2,896,638.50
<b>Total Other Assets</b>	2,896,638.50
<b>TOTAL ASSETS</b>	<b>3,999,840.91</b>
<b>LIABILITIES &amp; EQUITY</b>	
<b>Liabilities</b>	
<b>Current Liabilities</b>	
<b>Accounts Payable</b>	
2000 · Accounts Payable	8.69
2015 · NLF Accounts Payable	250.00
<b>Total Accounts Payable</b>	258.69
<b>Credit Cards</b>	
2050 · COG-Firstbank Credit Card	
2050.01 · 3936-NLF	188.90
<b>Total 2050 · COG-Firstbank Credit Card</b>	188.90
<b>Total Credit Cards</b>	188.90
<b>Total Current Liabilities</b>	447.59
<b>Long Term Liabilities</b>	
<b>Loan Funds</b>	
Energize Loans	
Loan ECGF	60,000.00
<b>Total Energize Loans</b>	60,000.00
<b>Total Loan Funds</b>	60,000.00
<b>Total Long Term Liabilities</b>	60,000.00
<b>Total Liabilities</b>	60,447.59
<b>Equity</b>	
3000 · Fund Balance	
3100 · NLF Net Equity	3,216,770.88
<b>Total 3000 · Fund Balance</b>	3,216,770.88
3900 · Retained Earnings	18,760.14
Net Income	703,862.30
<b>Total Equity</b>	3,939,393.32
<b>TOTAL LIABILITIES &amp; EQUITY</b>	<b>3,999,840.91</b>

**Northwest Colorado Council of Governments**  
**Revenues vs Expenditures - Northwest Loan Fund**  
January through March 2022

	<b>Jan - Mar 22</b>	<b>Annual Budget</b>
Ordinary Income/Expense		
Income		
4000 - Grant Income		
4100 - Federal Grant Income	658,898.00	1,315,000.00
4250 - Administration	120,000.00	80,000.00
Total 4000 - Grant Income	778,898.00	1,395,000.00
4510 - Local Funding		
4520 - Other Local Funding	187.50	
Total 4510 - Local Funding	187.50	
4720 - Loan Interest Income		
Revolved Interest	16,634.36	
4720 - Loan Interest Income - Other	22,485.61	55,000.00
Total 4720 - Loan Interest Income	39,119.97	55,000.00
4730 - Fee Income	11,300.00	10,000.00
4820 - Interest Income	291.20	2,000.00
Total Income	829,796.67	1,462,000.00
Expense		
6100 - Payroll Expenses		
6112 - Program Director	25,249.98	90,104.00
6121 - Gen Program Staff	0.00	31,925.00
6210 - Taxes & Benefits	5,079.31	27,726.00
Total 6100 - Payroll Expenses	30,329.29	149,755.00
6410 - Contract Staff	675.00	
6520 - Outside Contract		
6420 - Fiscal Officer Expense	465.00	2,000.00
6510 - Contractor	937.50	
Total 6520 - Outside Contract	1,402.50	2,000.00
6610 - Office Supplies	63.43	1,500.00
6615 - Loan Loss Reserve	82,849.36	
6620 - Bank Charges	52.00	25.00
6640 - Postage	99.19	200.00
6655 - Program Expense	516.68	5,000.00
6660 - Advertising Expense	0.00	1,200.00
6680 - Dues & Subscriptions	2,390.97	4,500.00
6720 - Rent & Utilities	714.18	2,857.00
6730 - Telephone Expense	308.13	1,250.00
7110 - Program Supplies	121.08	1,000.00
7120 - License & Permits	0.00	50.00
7130 - Travel & Meeting	2,625.06	12,000.00
7910 - Indirect Cost Allocation	3,787.50	18,304.00
Total Expense	125,934.37	199,641.00
Net Ordinary Income	703,862.30	1,262,359.00
Adjustment for Funds Loaned	-658,898.00	-500,000.00
Actual Net Income	44,964.30	762,359.00 *

\*Budgeted net income is high due to delayed 2021 Covid reimbursements

**Northwest Colorado Council of Governments**  
**Revenues vs Expenditures - Northwest Loan Fund**  
January through December 2021

	Jan - Dec 21	Annual Budget
Ordinary Income/Expense		
Income		
4000 · Grant Income		
4100 · Federal Grant Income	133,000.00	500,000.00
4250 · Administration	10,000.00	80,000.00
4251 · Administration-ECGF	33,847.39	
Total 4000 · Grant Income	176,847.39	580,000.00
4110 · Federal Income	0.00	100,000.00
4510 · Local Funding		
4520 · Other Local Funding	0.00	0.00
Total 4510 · Local Funding	0.00	0.00
4710 · Interest Earnings	0.00	1,000.00
4720 · Loan Interest Income		
Revolved Interest	28,191.29	
4720 · Loan Interest Income - Other	58,478.13	100,000.00
Total 4720 · Loan Interest Income	86,669.42	100,000.00
4730 · Fee Income	20,593.00	15,000.00
4820 · Interest Income	1,021.44	
Total Income	285,131.25	796,000.00
Expense		
6100 · Payroll Expenses		
6112 · Program Director	85,812.99	85,813.00
6121 · Gen Program Staff	15,159.34	34,539.00
6210 · Taxes & Benefits	18,237.95	30,374.00
6100 · Payroll Expenses - Other	0.00	
Total 6100 · Payroll Expenses	119,210.28	150,726.00
6130 · Meeting Expense	1,020.93	
6410 · Contract Staff	987.50	
6440 · Auditor Expense	2,000.00	2,000.00
6520 · Outside Contract		
6420 · Fiscal Officer Expense	1,860.00	2,000.00
6510 · Contractor	847.50	2,000.00
Total 6520 · Outside Contract	2,707.50	4,000.00
6610 · Office Supplies	706.58	
6615 · Loan Loss Reserve	17,479.97	
6618 · Bad Debts Expense {Exp}	51,148.01	
6620 · Bank Charges	116.00	25.00
6640 · Postage	239.87	300.00
6655 · Program Expense	52,308.62	4,000.00
6660 · Advertising Expense	-716.76	1,200.00
6680 · Dues & Subscriptions	4,055.95	4,000.00
6720 · Rent & Utilities	2,726.88	2,727.00
6730 · Telephone Expense	1,230.41	800.00
7110 · Program Supplies	1,542.50	500.00
7120 · License & Permits	0.00	1,000.00
7130 · Travel & Meeting	10,004.75	12,000.00
7150 · Training & Technical Assistance	2,700.00	
7320 · Pass-Through Funds	0.00	100,000.00
7910 · Indirect Cost Allocation	16,680.70	18,053.00
Total Expense	286,149.69	301,331.00
Net Ordinary Income	-1,018.44	494,669.00
Net Income	-1,018.44	494,669.00
Adjustment for Funds Loaned	-608,000.00	-500,000.00
Actual Net Income	-609,018.44	-5,331.00

Risk Ratings Report through 03/31/2022  
By Funding Source, For All Funds  
Grouped by Fund

LoanID	Borrower	Fund	Subfund	Loan Amount	Principal Balance	ONE	ONE+	TWO+	THREE+	FOUR+	FIVE+	SIX+	Risk Rating	Rating Date	Reserve Percentage	Reserve Amount
Fund: CDBG																
2014-0313		CDBG	CDBG-13-589	20,000.00	6,780.59								B. Watch	03/31/2020	10.00%	678.06
2014-0508		CDBG	CDBG-13-589	40,000.00	7,149.50								A. Satisfactory	11/30/2020	1.00%	71.50
2015-0409-2		CDBG	CDBG-13-589	86,000.00	17,692.05	190.00	190.00						B. Watch	01/01/2020	10.00%	1,769.21
2016-0617		CDBG	CDBG-16-602	95,000.00									B. Watch	03/31/2020	10.00%	
2016-1107		CDBG	CDBG-16-602	99,000.00	5,698.01								B. Watch	07/28/2021	10.00%	569.80
2017-0914		CDBG	CDBG-16-602	250,000.00	185,173.88								B. Watch	03/31/2020	10.00%	18,517.39
2018-0305		CDBG	CDBG-16-602	280,000.00	218,285.42								B. Watch	03/31/2020	10.00%	21,828.54
2018-0510		CDBG	CDBG-16-602	25,000.00	19,662.90	460.00	460.00	460.00	460.00	460.00			B. Watch	03/31/2020	10.00%	1,966.29
2018-0913		CDBG	CDBG-16-602	98,000.00	35,697.65								B. Watch	03/31/2020	10.00%	3,569.77
2019-0516-1		CDBG	CDBG-16-602	95,000.00	83,818.71								B. Watch	03/31/2020	10.00%	8,381.87
2019-0516-2		CDBG	CDBG-16-602	50,000.00	28,267.08								B. Watch	03/31/2020	10.00%	2,826.71
2019-1010		CDBG	CDBG-16-602	100,000.00	95,554.66								C. Substandard	01/10/2022	30.00%	28,666.40
2020-0213		CDBG	CDBG-16-602	100,000.00	75,714.11								B. Watch	03/31/2020	10.00%	7,571.41
2020-0326		CDBG	CDBG-16-602	51,000.00	34,429.09								B. Watch	03/31/2020	10.00%	3,442.91

Risk Ratings Report through 03/31/2022  
By Funding Source, For All Funds  
Grouped by Fund

LoanID	Borrower	Fund	Subfund	Loan Amount	Principal Balance	ONE	ONE+	TWO+	THREE+	FOUR+	FIVE+	SIX+	Risk Rating	Rating Date	Reserve Percentage	Reserve Amount
2020-0331		CDBG	CDBG-16-602	60,000.00	60,000.00	606.00	606.00	606.00	606.00	606.00	606.00	3,636.00	L. Probable Loss	01/10/2022	100.00%	60,000.00
2020-0514 CDBG		CDBG	CDBG-20-630	60,000.00	54,495.65								B. Watch	07/28/2021	10.00%	5,449.57
2020-0910a		CDBG	CDBG-20-630	60,000.00	42,737.08								A. Satisfactory	10/15/2020	1.00%	427.37
2021-0311		CDBG	CDBG-20-630-Covid	40,000.00	29,603.62	0.80							A. Satisfactory	04/21/2021	1.00%	296.04
2021-0408		CDBG	CDBG-20-630	80,000.00									B. Watch	05/10/2021	10.00%	
2021-0408-2		CDBG	CDBG-20-630	200,000.00	190,802.43								A. Satisfactory	07/19/2021	1.00%	1,908.02
2021-0610-1		CDBG	CDBG-20-630-Covid	93,000.00	87,404.32								A. Satisfactory	06/24/2021	1.00%	874.04
2021-0610-3		CDBG	CDBG-20-630-Covid	75,000.00	61,594.18	0.75							B. Watch	07/28/2021	10.00%	6,159.42
2021-0708-1		CDBG	CDBG-20-630-Covid	210,000.00	210,000.00	2,600.00							B. Watch	01/31/2022	10.00%	21,000.00
2021-0708-2		CDBG	CDBG-20-630-Covid	80,000.00	77,263.90								B. Watch	08/10/2021	10.00%	7,726.39
2022-0113		CDBG	CDBG-20-630-Covid	80,000.00	30,000.00								B. Watch	03/01/2022	10.00%	3,000.00
2022-0113-2		CDBG	CDBG-20-630	250,000.00	250,000.00								B. Watch	02/16/2022	10.00%	25,000.00
CDBG: 26 loans				2,677,000.00	1,907,824.83											231,700.71
Fund: Energize Loans																
2021-0311-E		Energize Loans	Energize Loans	20,000.00	15,758.22								B. Watch	06/02/2021	10.00%	1,575.82

Risk Ratings Report through 03/31/2022  
By Funding Source, For All Funds  
Grouped by Fund

LoanID	Borrower	Fund	Subfund	Loan Amount	Principal Balance	ONE	ONE+	TWO+	THREE+	FOUR+	FIVE+	SIX+	Risk Rating	Rating Date	Reserve Percentage	Reserve Amount
2021-0311-E2		Energize Loans	Energize Loans	20,000.00	16,370.82								B. Watch	06/02/2021	10.00%	1,637.08
2021-0408E		Energize Loans	Energize Loans	20,000.00	17,107.30	617.94							B. Watch	05/10/2021	10.00%	1,710.73
Energize Loans: 3 loans				60,000.00	49,236.34											4,923.63
Fund: Revolved																
2014-1223		Revolved	Revolved	95,000.00									B. Watch	03/31/2020	10.00%	
2019-0516-1R		Revolved	Revolved	295,000.00	261,729.21								B. Watch	03/31/2020	10.00%	26,172.92
2019-0910		Revolved	Revolved	79,500.00	73,584.56	855.00							F. Foreclosure	01/10/2022	80.00%	58,867.65
2019-0925		Revolved	Revolved	13,580.00	5,565.68								B. Watch	03/31/2020	10.00%	556.57
2019-1216		Revolved	Revolved	50,000.00	41,798.92								B. Watch	03/31/2020	10.00%	4,179.89
2020-0213R		Revolved	Revolved	100,000.00	14,759.84								B. Watch	03/31/2020	10.00%	1,475.98
2020-0330		Revolved	Revolved	100,000.00	41,769.76								B. Watch	03/31/2020	10.00%	4,176.98
2020-0514 R		Revolved	Revolved	110,000.00	99,634.41								B. Watch	07/28/2021	10.00%	9,963.44
2021-0610-2		Revolved	Revolved	54,000.00	37,615.92								B. Watch	01/10/2022	10.00%	3,761.59
2021-1014-1		Revolved	Revolved	243,000.00	237,223.80								A. Satisfactory	11/09/2021	1.00%	2,372.24
2021-1014-2		Revolved	Revolved	56,000.00	54,698.78								B. Watch	11/08/2021	10.00%	5,469.88

Risk Ratings Report through 03/31/2022  
By Funding Source, For All Funds  
Grouped by Fund

LoanID	Borrower	Fund	Subfund	Loan Amount	Principal Balance	ONE	ONE+	TWO+	THREE+	FOUR+	FIVE+	SIX+	Risk Rating	Rating Date	Reserve Percentage	Reserve Amount
2021-1116		Revolved	Revolved	40,000.00	37,416.87								A. Satisfactory	01/10/2022	1.00%	374.17
Revolved: 12 loans				1,236,080.00	905,797.75											117,371.31
Fund: State OEDIT																
2018-1011		State OEDIT	OEDIT-2017	25,000.00	12,410.91								B. Watch	03/31/2020	10.00%	1,241.09
2020-0910b		State OEDIT	OEDIT-2017	30,000.00	21,368.67								A. Satisfactory	10/15/2020	1.00%	213.69
State OEDIT: 2 loans				55,000.00	33,779.58											1,454.78
Report total: 43 loans				4,028,080.00	2,896,638.50											355,450.43



**Portfolio Summary Report for All Funds -- ACTIVE ACCOUNTS**  
**By Funding Source**  
**(All transactions)**

06/02/2022 05 39 PM

Page 1 of 3

					Cumulative Pmts		Latest Pmts		Periods Past Due							
LoanID	Borrower	Close Date	Loan Amount	Principal Balance	Principal	Interest	Amount	Date	ONE	ONE+	TWO+	THREE+	FOUR+	FIVE+	SIX+	Days Past
Fund: CDBG, Subfund: CDBG-13-589																
2014-0313	██████████	05/05/2014	20,000 00	6,394.71	13,605 29	5,344 67	215 34	05/09/2022								< 30
2014-0508	██████████	05/14/2014	40,000 00	6,215.70	33,784 30	10,307.70	500 00	05/09/2022								< 30
2015-0409-2	██████████	04/22/2015	86,000 00	17,692 05	69,355 05	4,289 27	190 00	12/15/2021	190 00	190 00	190 00	190 00				90 +
CDBG - CDBG-13-589: 3 loans			146,000 00	30,302.46	116,744 64	19,941 64	905 34		190 00	190 00	190 00	190 00				
Fund: CDBG, Subfund: CDBG-16-602																
2020-0331	██████████	04/04/2020	60,000 00	60,000 00				05/15/2021	606 00	606 00	606 00	606 00	606 00	606 00	4,848 00	180 +
2018-0510	██████████	03/20/2020	25,000 00	19,662 90	5,337.10	642 90	460 00	08/04/2021	460 00	460 00	460 00	460 00	460 00	460 00	460 00	180 +
2016-0617	██████████	04/14/2017	95,000 00		95,000 00	18,058 84	69,682 04	01/31/2022								< 30
2018-0305	██████████	06/18/2018	280,000 00	207,121 92	72,878 08	42,221 92	4,400 00	05/09/2022								< 30
2019-0516-1	██████████	05/20/2019	95,000 00	81,216 01	13,783 99	12,206 01	1,130 00	05/09/2022								< 30
2017-0914	██████████	08/04/2018	250,000 00	183,208.19	66,791 59	37,474.41	2,818 00	05/02/2022								< 30
2018-0913	██████████	09/24/2018	98,000 00	33,880 55	64,119.45	12,554 55	1,966 00	04/29/2022								< 30
2019-0516-2	██████████	05/29/2019	50,000 00	26,490 91	23,509 09	5,490 91	1,000 00	05/18/2022								< 30
2020-0326	██████████	03/30/2020	51,000 00	32,624 38	18,375 62	2,624 38	1,000 00	05/18/2022								< 30
2016-1107	██████████	12/07/2016	99,000 00	1,330.79	97,669 21	15,600.79	2,200 00	05/11/2022								< 30
2019-1010	██████████	11/07/2019	100,000 00	95,554 66	4,445 34	5,050 66	500 00	05/25/2022								< 30
2020-0213	██████████	02/20/2020	100,000 00	73,346 31	26,653 69	6,890.73	1,501 50	05/25/2022								< 30
CDBG - CDBG-16-602: 12 loans			1,303,000 00	814,436 62	488,563.16	158,816.10	86,657 54		1,066 00	1,066 00	1,066 00	1,066 00	1,066 00	1,066 00	5,308 00	
Fund: CDBG, Subfund: CDBG-20-630																
2021-0408	██████████	05/10/2021	80,000 00		80,000 00	2,818 57	76,810 26	01/14/2022								< 30
2022-0113-2	██████████	02/16/2022	250,000 00	247,786.15	2,213 85	3,522.15	2,868 00	05/25/2022								< 30
2020-0514 CDBG	██████████	05/18/2020	60,000 00	53,820 50	6,179 50	5,895 50	525 00	05/11/2022								< 30
2021-0408-2	██████████	07/19/2021	200,000 00	187,856 21	12,143.79	6,294 96	2,048.75	04/29/2022								< 30
2020-0910a	██████████	10/15/2020	60,000 00	41,901 85	18,098.15	3,887 28	1,146 68	05/18/2022								< 30
CDBG - CDBG-20-630: 5 loans			650,000 00	531,364.71	118,635 29	22,418.46	83,398 69									

**Portfolio Summary Report for All Funds -- ACTIVE ACCOUNTS**  
**By Funding Source**  
**(All transactions)**

06/02/2022 05 39 PM

Page 2 of 3

					Cumulative Pmts		Latest Pmts		Periods Past Due							
LoanID	Borrower	Close Date	Loan Amount	Principal Balance	Principal	Interest	Amount	Date	ONE	ONE+	TWO+	THREE+	FOUR+	FIVE+	SIX+	Days Past
Fund: CDBG, Subfund: CDBG-20-630-Covid																
2022-0113		01/20/2022	80,000 00	30,000 00			2,100 00	02/01/2022	1,520 00							< 30
2021-0708-1		01/31/2022	210,000 00	204,918.49	5,081 51	2,718.49	7,800 00	05/02/2022	2,600 00							< 30
2021-0708-2		08/10/2021	80,000 00	76,200 08	3,799 92	3,066.72	858 33	05/09/2022								< 30
2021-0610-3		07/28/2021	75,000 00	57,498.13	17,501 87	2,804 38	2,256 25	05/11/2022								< 30
2021-0610-1		06/24/2021	93,000 00	87,179 03	5,820 97	3,955 67	976 00	05/28/2022								< 30
2021-0311		04/21/2021	40,000 00	27,557 92	12,442 08	2,029 65	603 36	05/28/2022								< 30
CDBG - CDBG-20-630-Covid: 6 loans			578,000 00	483,353 65	44,646 35	14,574 91	14,593 94		4,120 00							
CDBG: 26 loans			2,677,000 00	1,859,457.44	768,589.44	215,751.11	185,555 51		5,376 00	1,256 00	1,256 00	1,256 00	1,066 00	1,066 00	5,308 00	
Fund: Energize Loans, Subfund: Energize Loans																
2021-0311-E2		06/02/2021	20,000 00	15,155.43	4,844 57	247 03	636.45	05/28/2022								< 30
2021-0408E		05/10/2021	20,000 00	15,314.71	4,685 29	258 23	1,853 82	05/09/2022								< 30
2021-0311-E		06/02/2021	20,000 00	15,131 86	4,868.14	223.46	636.45	04/11/2022								< 30
Energize Loans - Energize Loans: 3 loans			60,000 00	45,602 00	14,398 00	728.72	3,126.72									
Energize Loans: 3 loans			60,000 00	45,602 00	14,398 00	728.72	3,126.72									
Fund: Revolved, Subfund: Revolved																
2019-0910		10/09/2019	79,500 00	73,584 56	5,915.44	8,370 56	5,260 00	03/21/2022	855 00	855 00	855 00					60 +
2021-1116		11/18/2021	40,000 00	36,979.78	3,020 22	779.78	760 00	04/08/2022								< 30
2019-0516-1R		05/20/2019	295,000 00	253,332.76	41,667 24	37,928.76	3,618 00	05/09/2022								< 30
2019-1216		12/19/2019	50,000 00	41,421 31	8,578 69	3,961 31	570 00	05/02/2022								< 30
2020-0330		04/02/2020	100,000 00	41,405 09	8,594 91	2,443 09	502 00	05/02/2022								< 30
2021-1014-2		11/08/2021	56,000 00	54,489.16	1,510 84	1,504.16	603 00	05/20/2022								< 30
2021-1014-1		11/09/2021	243,000 00	236,185 38	6,814 62	6,225 38	2,608 00	05/11/2022								< 30
2020-0514R		05/18/2020	110,000 00	98,369 67	11,630 33	10,794 67	975 00	05/11/2022								< 30
2021-0610-2		06/21/2021	54,000 00	35,821 61	4,892.19	1,259 25	1,025 24	05/11/2022								< 30
2014-1223		12/30/2014	95,000 00		96,000 00	22,774 01	34,449 56	01/04/2022								< 30

**Portfolio Summary Report for All Funds -- ACTIVE ACCOUNTS**  
**By Funding Source**  
**(All transactions)**

06/02/2022 05 39 PM

Page 3 of 3

					Cumulative Pmts		Latest Pmts		Periods Past Due							
LoanID	Borrower	Close Date	Loan Amount	Principal Balance	Principal	Interest	Amount	Date	ONE	ONE+	TWO+	THREE+	FOUR+	FIVE+	SIX+	Days Past
2020-0213R	██████████	02/20/2020	100,000 00	11,873.75	28,663.75	1,877 68	1,501 50	05/25/2022								< 30
2019-0925	██████████	10/15/2019	13,580 00	4,912 59	8,667.41	788 59	333 00	04/20/2022								< 30
Revolved - Revolved: 12 loans			1,236,080 00	888,375 66	225,955 64	98,707 24	52,205 30		855 00	855 00	855 00					
Revolved: 12 loans			1,236,080 00	888,375 66	225,955 64	98,707 24	52,205 30		855 00	855 00	855 00					
Fund: State OEDIT, Subfund: OEDIT-2017																
2018-1011	██████████	11/13/2018	25,000 00		25,000 00	3,012 66	12,512 66	04/05/2022								< 30
2020-0910b	██████████	10/15/2020	30,000 00	20,951 08	9,048 92	1,943 65	573 32	05/18/2022								< 30
State OEDIT - OEDIT-2017: 2 loans			55,000 00	20,951 08	34,048 92	4,956 31	13,085 98									
State OEDIT: 2 loans			55,000 00	20,951 08	34,048 92	4,956 31	13,085 98									
Report total: 43 loans			4,028,080 00	2,814,386.18	1,042,992 00	320,143 38	253,973 51		6,231 00	2,111 00	2,111 00	1,256 00	1,066 00	1,066 00	5,308 00	



## 2022 NLF LOAN POLICY EXCERPT – Risk Ratings

Loan Grades and percentage of loan balance in Allowance for Loan Loss

LOAN GRADE	GUIDING DESCRIPTION	% OF LOAN BALANCE IN ALLOWANCE FOR LOAN LOSS
Satisfactory	Performing As Agreed and well secured	1%
Watch	New Loans - Non Real Estate secured	10%
Substandard	Issue with performance	30%
Doubtful	Concern for full collection	60%
Foreclosure	Foreclosure	80%
Probable Loss	Probable Loss-keep on reports until Charge-Off	100%

### **ALLOWANCE FOR LOAN LOSS RESERVE**

The NLF will maintain an Allowance for Loan Loss (ALL) as an estimate of potential loan losses as a footnote to NLF Loans Receivable. A Colorado Housing and Finance Authority (CHFA) Credit Reserve (CCR) Account may be used as ALL and reported as a footnote to NLF Loans Receivable.

Each loan will be graded and a percentage allowance set aside for each risk class. Loan grading will be updated semi-annually with loan grades reported to the Board via Risk Rating Report.

June 13, 2022

Hello NWCCOG Members!

Thank you again for allowing ResourceX to be a part of the budgeting discussions at your last Board meeting.

Since that presentation, we have created a Small Town Cohort to bring the software and PBB methodology to small towns at a reasonable cost. This is a tremendous savings!! For this first cohort, the implementation and renewals will be \$5,000/year. (We anticipate that the cost for future cohorts will be higher.)

As part of a cohort, the trainings will be virtual (and recorded for those that can't attend live). ResourceX also has an instructional video library and open Q & A sessions twice a week. So, while the trade off, for the lower price, is losing one to one implementation support – small towns will receive all the necessary training to be successful and access to the software that allows a town's data to be easily understood and linked to a town's priorities.

We are hoping to start in mid August, with a cohort of 10 small towns, populations of less than 10,000. It would be awesome to have Colorado, especially the Northwest, a majority of the participants! There is so much to be gained from cooperation and collaboration.

ResourceX, and our partners at GFOA, believe so strongly that this is the future of budgeting, we are committed to serving local governments of all sizes. To learn more contact Denise Taylor, [dtaylor@resourcex.net](mailto:dtaylor@resourcex.net). We are looking for 10 communities by July 29.

Cheers!

Denise

**Denise Taylor**  
Outreach & Engagement Advisor  
303-918-6771  
[www.resourcex.net](http://www.resourcex.net)



NWCCOG 2023 REGIONAL BUSINESS DUES ANALYSIS

FORMULA :																			
POPULATION		0.565000		2021 population estimates, Colorado Department of Local Affairs, Demography Section															
ASSESSED VALUATION		0.00001440		Certification of Levies & Revenues as of 1/1/2021, Year 2020 50th Annual Report, Division of Property Taxation, State of Colorado															
Completed by Becky Walter 6/8/2022										Difference		2022-2023							
Denver-Aurora-Lakewood CPI March 2022 - 9.1%										2022-2023		2022-2023							
										2022-2023		2022-2023							
COUNTY				ASSESSED VALUATION						2023 DUES		2022 DUES PAID		Difference		2022-2023		2022-2023	



# PROGRAM UPDATES

**To:** NWCCOG Council  
**From:** NWCCOG Staff  
**Date:** July 2022  
**Re:** Program Updates

---

The following are events of note occurring since the May 2022 NWCCOG Council meeting.

**Administration/Regional Business** – *Jon Stavney, Executive Director*

Next update will be provided at the following Council Meeting.

**Economic Development District (EDD)** – *Rachel Lunney, Director*

**Data:** June 2022 Quarterly Economic Update, with updated jobs and wages numbers provided by BLS, QCEW (Q4 2021) was prepared and sent out on June 27. Rachel will give a presentation on the data at the July 7 EDD board meeting. The update, along with updated community profiles for each six counties in region are posted on the website here:

<https://nwccog.org/edd/data-center/economic-data/economic-data-by-county/>.

**Workforce Housing Report** – research and data gathering has begun for the 2022 update to this report. Rachel has contacted Margaret Bowes from CAST, and she will reach out to CAST members to ask for updates on workforce housing initiatives, programs, and projects in their towns. The updated report will be available by the end of 2022.

**Resiliency:** Rachel is participating in each DOLA Roadmap project within our region. The goal is to keep the CEDS at the forefront to make sure we are all in alignment with each other in this regional economic development planning effort, such that we don't duplicate work. Rachel participated in the Summit County Roadmap meeting on June 6 led by Better City (the consultant assigned to Summit County's project).

**EDA Cares Act Grant** – closes June 30, Rachel will be preparing final report to EDA due by July 30.

**Vintage** – *Erin Fisher, Director*

Next update will be provided at the following Council Meeting.

**Elevator Inspection Program (EIP)** – *David Harris – Director*

Next update will be provided at the following Council Meeting.

**Energy Program** – *Nate Speerstra - Manager*

Every measure installed in a home through the Weatherization Assistance Program (WAP) is proven to be cost-effective. If insulating the attic costs \$1,000 it will reduce the client's utility burden by at least \$1,000 over the life of that measure. Most of the measures installed are far greater than 1:1. Replacing the "Harvest Gold" fridge from the '70s with a new efficient model has a savings to investment rate of 6 or 7 to 1. The efficiency improvements are the core principle of WAP but to understand how a home works as a system and to know how to safely install these measures for the improved health of the home and its inhabitants is more complex.

As an example: Air sealing work on the building shell almost always proves to be cost-effective but tightening a home too much can cause indoor air quality issues. Pollutants from smoking or cooking become more concentrated. Mold and moisture issues might arise. If a home is too tight simply turning on a dryer or an exhaust fan may backdraft certain combustion appliances and bring dangerous exhaust gases and carbon monoxide into the home. It may prove cost-effective to tighten up a home that has 17 cats but is it wise?

“First do no harm” is a motto that guides weatherization work. Since people living below the poverty line are disproportionately affected by building and mechanical system safety hazards our staff are trained to identify and safely work around or mitigate these potential hazards.

60% of households below the poverty level live in homes built before 1978 (the year Lead was banned from paint). 87% of homes built before 1940 contain Lead. The staff have all taken the EPA Lead Renovation, Repair, and Painting Rule course and the Energy Program is a Lead Safe EPA Certified firm. This means the Leadville home built in 1888 can finally get wall insulation and it will be done without exposing staff or clients to Lead dust.

11 of the 13 counties in our territory are rated highest likelihood to have excessive Radon. [Radon Zone Map \(with State Information\) \(epa.gov\)](#) . While we don’t test for radon or install radon mitigation systems we do install measures that have the benefit of reducing radon in the home. Sealing penetrations between the living space and the crawlspace and installing a vapor barrier over the bare dirt of the crawlspace are both proven ways to improve the quality of the air in the living space.

Asbestos has been put into over 3000 products. We have certified asbestos inspectors on staff that can sample building materials in a home safely and have them tested. If a test comes back positive, we give client education and see if there’s another way to safely install a measure.

Some of the other health and safety areas of focus:

All staff are trained in combustion appliance testing for proper draft, carbon monoxide, and gas leaks and have the knowledge to repair or replace these appliances. Testing the temperature of the hot water is done as an energy conservation measure but it will also reduce the risk of a person being scalded. Electrical hazards are identified and fixed. 12% of homes below the poverty level don’t have a working smoke alarm. 46% don’t have a carbon monoxide detector. 60% of residential fire related deaths occur in homes with no smoke alarm. We install a smoke/co detector in every home we weatherize.

This year the Energy Program has worked on 96 homes and spent health and safety labor and materials on 68 of them.

#### **Northwest All Hazards Emergency Management Region (NWAHEMR) –**

Next update will be provided at the following Council Meeting.

#### **Northwest Loan Fund (NLF) – Anita Cameron, Director**

Three applications have been encouraged and are expected; another has received a conditional approval.

The NLF converted to OneDrive to insure more frequent back-ups and better security. Testing on the migration of files is underway.

The Federal Review Committee has approved \$580,000 in additional Covid funds for the NLF and the contract amendment is circulating for signatures; most of these funds have already been advanced. One of the applications mentioned above will require yet another request, via Eagle County, for Covid funds.

#### **Northwest Region Healthcare Coalition (NWRHCC) – Carmen Flores, Coalition Coordinator**

Next update will be provided at the following Council Meeting.

#### **Regional Transportation Coordinating Council (RTCC) – Charles McCarthy**

*Mobility Manager*

Next update will be provided at the following Council Meeting.

#### **Water Quality & Quantity Committee (QQ) – Torie Jarvis, Director and Watershed Services & Summit Water Quality Committee (SWQC) –**

Torie provides summaries after each QQ meeting. If you don’t receive these but would like to, let Talai or Torie know so they can add you to the list.

#### **Broadband Program – Nate Walowitz, Regional Broadband Director**

Next update will be provided at the following Council Meeting.





June 21, 2022

The Honorable Michael  
Bennet  
U.S. Senator

The Honorable John  
Hickenlooper  
U.S. Senator

The Honorable Lauren  
Boebert  
U.S. Representative

RE: Gun Violence in America

Dear Senators Bennet & Hickenlooper & Congresswoman Boebert:

On behalf of the Town Council of the Town of Snowmass Village, please accept this letter as a plea for action in the wake of a series of extreme gun violence in our nation. The constant cycle of shock, grief, outrage, and forgetfulness must stop. Those of us in government understand that there is no single solution to a complex problem like mass shootings; but it is time for the Congress of the United States to lead this country. Put aside the division and rhetoric for the good of our nation.

There are policy measures that many of the citizens of our nation agree on. Background checks, a ban on assault weapons, higher age restrictions for purchase/possession of firearms, money for mental health and red flag laws, to name a few. Please take the first step. Other countries have met the challenge of gun violence successfully. The constant talking points of "a good guy with a gun" or "arming the teachers" is a smokescreen and demeaning to this country. This issue should not weigh on the shoulders of our teachers, it should be handled at the source - before the weapon is in the hands of someone dangerous.

As community members, we should never have to fear that our loved ones will fall victim of gun violence. We should never fear the return of our loved ones from school, church, a concert, or the grocery store. Yet, we do. Our family members should not fear for their lives when going to these places that bring them joy, comfort and help them grow as a person. This is not the promise of the United States of America, but this is our reality.

The Snowmass Town Councils calls upon our elected federal representatives to stand up to lobbyists and those who put money ahead of the safety of our families. As we have seen time and again, bad actors will continue to terrorize our citizens, our children, when good people look on and do nothing. We urge you to do the right thing, even if it is difficult.

Sincerely,

A handwritten signature in black ink that reads "Bill Madsen".

Bill Madsen, Mayor

CC: Town Council, CAST, NWCOG, Sen. Joe Manchin, Sen. Kyrsten Sinema

**Talai Shirey**

---

**Subject:**

---

**From:** Marshall - OEDIT Contractor, Meridith <[meridith.marshall@state.co.us](mailto:meridith.marshall@state.co.us)>

**Sent:** Tuesday, June 21, 2022 5:50 PM

**To:** [agunning@ppacg.org](mailto:agunning@ppacg.org); Alyssa Dinberg - OEDIT <[alyssa.dinberg@state.co.us](mailto:alyssa.dinberg@state.co.us)>; Logan, Alyssa (Bennet) <[alyssa\\_logan@bennet.senate.gov](mailto:alyssa_logan@bennet.senate.gov)>; [bonnie@agnc.org](mailto:bonnie@agnc.org); Candace Payne <[cpayne@prairiedevelopment.com](mailto:cpayne@prairiedevelopment.com)>; Kosar - GOVOffice, Elizabeth <[elizabeth.kosar@state.co.us](mailto:elizabeth.kosar@state.co.us)>; Flo Raitano <[fraitano@drcog.org](mailto:fraitano@drcog.org)>; Heather Evans <[heather.evans@uaacog.com](mailto:heather.evans@uaacog.com)>; Jennifer Oliver <[joliver@sccog.net](mailto:joliver@sccog.net)>; Jon Stavney <[jstavney@nwccog.org](mailto:jstavney@nwccog.org)>; Linker, Kari (Hickenlooper) <[kari\\_linker@hickenlooper.senate.gov](mailto:kari_linker@hickenlooper.senate.gov)>; Kenneth Mooney <[kenneth.mooney@necalg.org](mailto:kenneth.mooney@necalg.org)>; Kevin Wilkins <[kwilkins@slvdrg.org](mailto:kwilkins@slvdrg.org)>; Laura Lewis Marchino <[laura@region9edd.org](mailto:laura@region9edd.org)>; Michelle Haynes <[mhaynes@region10.net](mailto:mhaynes@region10.net)>; [payne.eccog@gmail.com](mailto:payne.eccog@gmail.com); [rwerner@upstatercolorado.org](mailto:rwerner@upstatercolorado.org); [stephanie.gonzales@seced.net](mailto:stephanie.gonzales@seced.net); Tiffany Pehl <[tiffany@agnc.org](mailto:tiffany@agnc.org)>

**Subject:** Infrastructure Summit Registration Link

This sender is trusted.

Good evening,

Please follow this [link](#) to register for the Infrastructure Summit on July 11th. You'll notice there is an option for both in-person and virtual attendance to eliminate travel as a barrier. Please share this within your networks and encourage participants to sign up as soon as possible as we have limited capacity at 200 in-person attendees.

Please reach out with any questions you have.

All the best,

**Meridith Marshall (She/Her)**

Infrastructure Coordinator - Contractor

Phone number: 303.335.6752

Email: [Meridith.Marshall@state.co.us](mailto:Meridith.Marshall@state.co.us)

*Under the Colorado Open Records Act (CORA), all messages sent by or to me on this state-owned e-mail account may be subject to public disclosure.*



# Northwest Colorado Council of Governments

## Economic Development District (EDD) Board Meeting

May 26, 2022

Conference Call Only ("Present" means on the call")

### **Council & EDD Board Members Present:**

Thomas Fridstein, Town of Snowmass  
Corry Mihm, Summit Prosperity Initiative  
DiAnn Butler, Grand County Economic Development  
Chris Romer, Vail Valley Partnership  
Mark Hoblitzell, CDLE  
Melanie Leaverton, Jackson County Tourism  
Matthew Langhorst, City of Glenwood Springs  
Patti Clapper, Pitkin County  
Kristen Brownson, Town of Breckenridge  
John Bristol, Routt County

### **NWCCOG Staff:**

Talai Shirey  
Rachel Tuyn

### **Call to Order:**

DiAnn Butler, EDD Chair, called the Economic Development District (EDD) Board meeting to order at 12:30 pm. Roundtable introductions were completed, and a quorum was present for the group.

### **Approval of March EDD Board Meeting Minutes**

***M/S: Patti Clapper/Chris Romer*** to approve the March 2022 EDD Board Meeting Minutes as presented.

***Passed: Yes***

### **Workforce Update**

Mark Hoblitzell provided workforce updates; labor force numbers are still strong, no shoulder season bump which could be from an already tight labor market or a longer ski season. Some counties will be challenging the census results including Eagle, Pitkin and possibly Summit counties which could change the labor force numbers. Possible topic for the 2023 EDD Summit - CDCE received additional funds which may be available for local communities.

Upcoming events:

June 15<sup>th</sup> - Business Presentation focusing on Labor Force Utilization

June 28, 2022 - Annual Employment Law Update

July 19, 2022 - Federal Medical Leave Act Overview

### **Program Update**

Rachel provided feedback from the EDD Summit. The ratings were high, and people appreciated the half-day format. Suggestions for next year included starting later to allow for travel time, workshops for more in-depth conversations, Forces at Play update and less focus on tourism/more focus on SEDS. Next year's event is scheduled for 05/04/2023 at the Silverthorne Pavilion, please send suggestions to Rachel.

Rachel will be updating the Regional Workforce Housing Report using the same communities from the previous report. Wrapping up the EDA Cares grant, most of the \$400k funds have been granted out to Member communities.

### **Member Updates**

Patti Clapper – Short-term rental ordinance is on second reading and hopefully will be enacted on 6/22/22. There is someone who will work on enforcement and applications and hired an economic consultant to assist with land use and growth management.

Chris Romer – Hosting an Outdoor Industry Summit in August, more details to come. Positive movement with housing projects; both CMC and Eagle County Schools have started creating housing. Also working on workforce upskilling and retention.

Thomas Fridstein – Workforce housing includes 183 more units over the next 10-15 years. The standard of living continues to increase with little likelihood of ever having enough employee housing; Aspen and Snowmass may get

starved out of employees. Snowmass is interested in the growth management conversation. Short-term housing policy conversation includes investors buying up property in neighborhoods for short-term purposes eliminating the neighborhood feel.

Kristin Brownson – Town of Breckenridge workforce programs are available at <https://www.townofbreckhousing.com/>  
There is a lot of building in the airport parking lot as well as developments north of town. Despite partnerships with Vail Resorts, there never seems to be enough employee housing. Short-term rental restrictions per district and moratorium on number of licenses are being discussed.

John Bristol – Routt County Development project focusing on business retention and identifying the issues businesses are struggling with. Targeting Routt counties 22 outdoor recreation retail companies, including Big Agnus, to keep companies in Routt County and help expand. Diversification is another focus.

Melanie Leaverton – Hosted 40 BLM people at sand dunes area, BLM is working on upgrades to the sand dune area including a helipad. Rodeo and Healthcare conference are upcoming events. Bitcoin mining in Northpark starting up at old mining areas for methane capturing.

Cory Mihm – Reviewing draft of DOLA Roadmap Recovery; June 8 will be the presentation from consultant and stakeholder feedback. Preparing for Mountain Town 2030 in September which will include the entire mountain region.

DiAnn Butler –Received \$400k EDA grant from travel/tourism board. The grant will be used for dispersing trail system usage with better signage and wayfinding. Infrastructure programs and any gaps in tourism, transportation, business diversification and workforce development. Multi jurisdiction housing projects include WP, Grandby, Fraiser and all of Grand County.

A discussion was had regarding in person meetings, and it was determined to remain flexible due to disbursement of communities allowing for hybrid meetings.

**Adjournment:**

***M/S: Patti Clipper/Chris Romer*** adjourned the EDD meeting at 1:16 pm.

***Passed: Yes***

***DiAnn Butler***

[DiAnn Butler \(Jun 3, 2022 06:49 MDT\)](#)

DiAnn Butler, EDD Chair

**Jun 3, 2022**

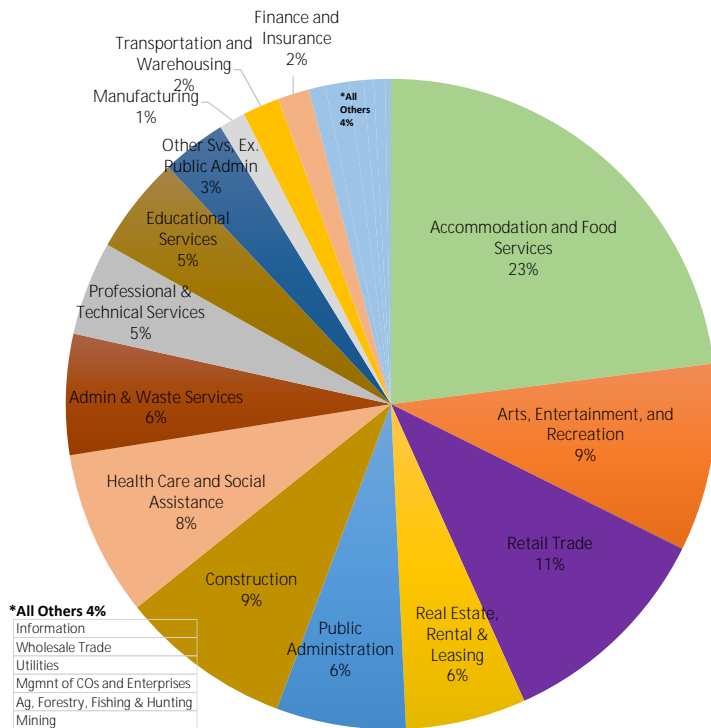
Date

# NWCCOG Regional Economic Update June 2022

Prepared by the Northwest Colorado Council of Governments Economic Development District



## The Regional Economy Total Jobs: 92,213



The June 2022 **Regional Economic Update** presents the most recently-released jobs and wages data published by the U.S.

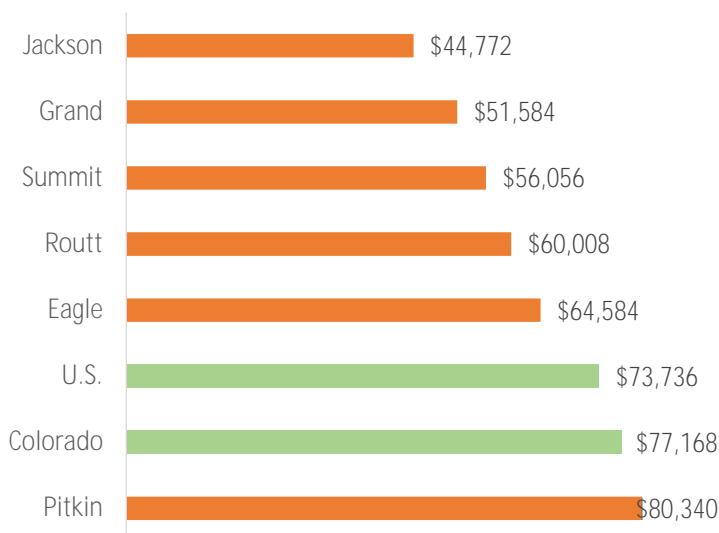
Bureau of Economic Analysis, Quarterly Census of Employment and Wages for Q4 2021 for the NWCCOG Region which includes the six counties of Eagle, Grand, Jackson, Pitkin, Routt, and Summit. The accommodations & food services sector accounts for the most jobs in the region (23%), as the region's main economic driver is tourism. Arts, entertainment, recreation (9% of jobs), retail (11% of jobs); and real estate rental/leasing (6% of jobs) all support the tourism-based economy. Construction (9% of jobs), healthcare (8% of jobs), and public administration (6% of jobs) also contribute to the economy while being non-tourism based.

### Q4 2021 Regional Snapshot:

- **Total Jobs: 92,213 / Yr. over Yr. Chg.: +5,067**
- **Total Establishments: 11,511 / Yr. over Yr. Chg.: +445**
- **Labor Force: 95,118 (May 2022); Yr. over Yr. chg.: +5,336**
- **Regional UE Rate: 2.7% / Yr. over Yr. Chg.: -3.4%**

The region gained over 5,000 jobs this quarter, showing a positive trend towards gaining back jobs lost due to the pandemic.

### Average Annual Salary: Q4 2021



### Wages

The region's counties have experienced increase in annual average wages year over year, all reporting positive increases anywhere from +0.9% (Jackson County) to +15.2% (Pitkin County). This may be due to the recent increases by two of the region's largest employers (Vail Resorts and Aspen Skiing Company) increasing their minimum wages to \$20/hour. This is also due to the increase in jobs in higher-paying sectors across the region including the professional and technical services sector, and healthcare sector. Specifically, Eagle County reported an increase of 349 healthcare sector jobs, the sector paying an annual average salary of \$90,480. Routt County reported an increase of 114 jobs in the professional and technical services sector, paying an annual average salary of \$96,720.



# NWCCOG Regional Economic Update June 2022

Prepared by the Northwest Colorado Council of Governments Economic Development District



REGION: 1-Year Job Growth	
Accommodations & Food Services	2,775
Arts, Entertainment, Recreation	1,142
Health Care and Social Assistance	436
Professional & Technical Services	335
Educational Services	227
Manufacturing	183
Real Estate & Rental & Leasing	171
Mgmt of COs and Enterprises	119
Transportation and Warehousing	118
Wholesale Trade	84
Other Services, Ex. Public Admin	83
AG, Forestry, Fishing & Hunting	63
Information	55
Mining	46
Finance and Insurance	40
Construction	24
Utilities	15
Admin and Waste Services	(7)
Public Administration	(45)
Retail Trade	(110)

REGION: 10-Year Job Growth	
Health Care and Social Assistance	2,523
Accommodation and Food Services	1,729
Construction	1,728
Administrative and Waste Services	1,447
Retail Trade	1,148
Professional and Technical Services	1,100
Real Estate and Rental and Leasing	960
Public Administration	596
Manufacturing	570
Educational Services	384
Other Services, Ex. Public Admin	317
Wholesale Trade	240
Mgmt of Companies & Enterprises	221
Agriculture, Forestry, Fishing & Hunting	173
Arts, Entertainment, and Recreation	172
Transportation and Warehousing	143
Finance and Insurance	68
Utilities	52
Information	(141)
Mining	(287)

## Industry Trends

In the short term (year over year comparing Q4), most job growth was in the tourism sub-sectors of accommodations & food services (+2,775 jobs) and arts, entertainment, and recreation (+1,142 jobs). This “increase” is really the return of jobs lost during the pandemic, thus the return of typically lower-paying, lower skilled jobs, with annual average wages ranging from a low of \$31,360 in Jackson County to \$49,244 in Pitkin County. Two sectors that tend to be higher-paying, and higher-skilled, showed growth in both the short-term as well as long term:

- **Healthcare Sector**—this sector showed positive growth in both the short and long term, reporting an increase of 436 jobs year over year, and an increase of 2,423 over the last decade. This sector is comprised of higher paying jobs due to the higher skill level and educational attainment required. This sector’s annual average wage range is from \$69,940 in Summit County to \$90,480 in Eagle County.
- **Professional & Technical Services Sector**—the region gained 335 jobs in the short term (year over year), and 1,100 over the last decade. Occupations in this sector require higher educational attainment and skill levels, thereby commanding higher annual salaries (ranging from \$89,232 in Grand County to \$176,800 in Pitkin County). Occupations in this sector include legal services, accounting, tax preparation, bookkeeping and payroll services, architectural, engineering, and specialized design services (including computer/mathematical occupations).



Sources for this report: Labor Market Information from the Colorado Department of Labor, U.S. Bureau of Labor Statistics, Quarterly Census of Employment & Wages.

# NWCCOG Regional Economic Update

## June 2022

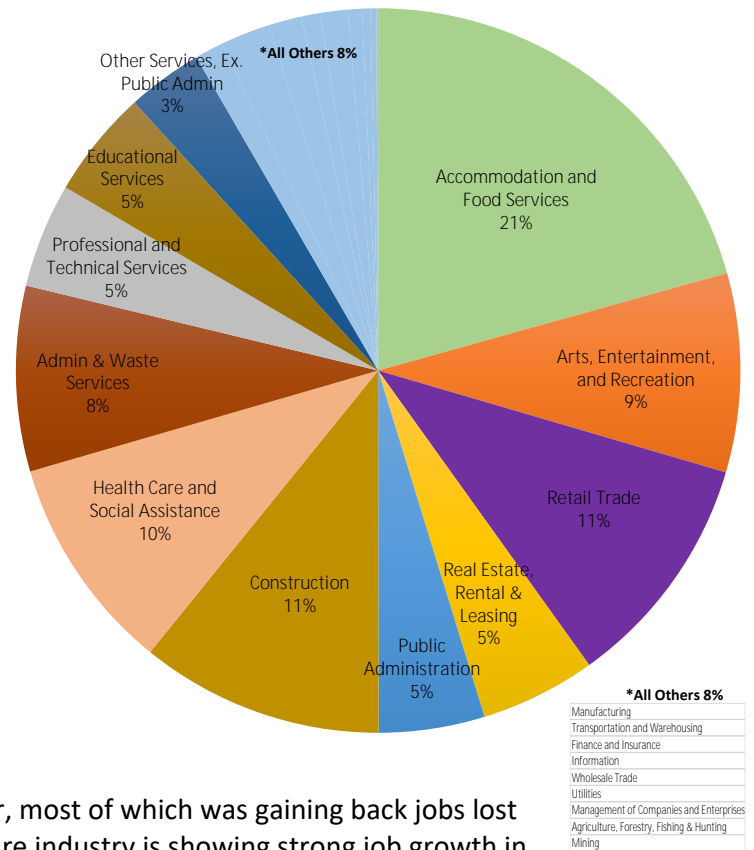
Prepared by the Northwest Colorado Council of Governments Economic Development District



## EAGLE COUNTY

32,483	Total Employment (Q4 2021)
+1,958	1-Yr Chg: Employment
+5,108	10-Yr Chg: Employment
3,847	Total Establishments (Q4 2021)
+137	1-Yr Chg: Establishments
+679	10-Yr Chg: Establishments
\$ 64,584	Average Annual Wage (Q4 2021)
+8%	1-Yr Chg: Average Annual Wage
+57%	10-Yr Chg: Average Annual Wage
36,472	Total Labor Force (May 2022)
+2,550	1-Yr Chg: Labor Force
2.7%	Unemployment Rate (May 2022)
-3.4%	1 Yr Chg: UE Rate

## Industry Mix



Eagle County has 32,483 jobs, of which 30% are in the tourism and outdoor recreation sector (21% in accommodations & food services; 9% in arts, entertainment, recreation). The county gained 1,958 jobs year over year, most of which was gaining back jobs lost due to the pandemic in the tourism sector. The healthcare industry is showing strong job growth in the county, gaining 349 jobs in the last year, and over 1,000 over the last 10 years. Annual average wage for this sector is above average (\$90,480). Wage growth has been positive, increasing 8% in one year, and 57% over 10 years. Unemployment is down by 3.4 percentage points, and sits at 2.7%. The county is gaining back some of its workforce, and is reporting an increase in 2,550. There has been growth in new businesses in the professional and technical services sector, as the county reports 46 new businesses in this sector over the last year, and 204 new businesses over the last 10 years. This sector pays an above-average annual salary of \$113,776.

## Eagle County: 1-Year & 10-Year Jobs/Establishment Trends by Industry

1-Year Job Growth		10-Year Job Growth		1-Year Establishment Growth		10-Year Establishment Growth	
Accommodation and Food Services	853	Health Care and Social Assistance	1,301	Professional and Technical Services	46	Professional and Technical Services	204
Administrative and Waste Services	393	Administrative and Waste Services	1,292	Other Services, Ex. Public Admin	25	Real Estate and Rental and Leasing	121
Health Care and Social Assistance	349	Construction	901	Health Care and Social Assistance	11	Health Care and Social Assistance	77
Arts, Entertainment, and Recreation	132	Professional and Technical Services	463	Arts, Entertainment, and Recreation	11	Other Services, Ex. Public Admin	53
Educational Services	128	Retail Trade	350	Finance and Insurance	10	Administrative and Waste Services	31
Construction	76	Educational Services	248	Wholesale Trade	8	Accommodation and Food Services	31
Real Estate and Rental and Leasing	68	Real Estate and Rental and Leasing	229	Real Estate and Rental and Leasing	7	Transportation and Warehousing	28
Manufacturing	50	Transportation and Warehousing	200	Administrative and Waste Services	7	Management of Companies and Enterprises	28
Transportation and Warehousing	40	Public Administration	187	Construction	6	Arts, Entertainment, and Recreation	27
Other Services, Ex. Public Admin	39	Manufacturing	176	Transportation and Warehousing	5	Finance and Insurance	25
Information	29	Other Services, Ex. Public Admin	122	Accommodation and Food Services	4	Construction	24
Agriculture, Forestry, Fishing & Hunting	18	Wholesale Trade	98	Manufacturing	3	Educational Services	16
Wholesale Trade	16	Agriculture, Forestry, Fishing & Hunting	41	Educational Services	3	Manufacturing	11
Finance and Insurance	13	Utilities	40	Information	2	Information	11
Management of Companies and Enterprises	11	Management of Companies and Enterprises	16	Mining	1	Agriculture, Forestry, Fishing & Hunting	5
Utilities	1	Mining	12	Agriculture, Forestry, Fishing & Hunting	0	Mining	5
Mining	-2	Finance and Insurance	-6	Utilities	-1	Utilities	2
Professional and Technical Services	-19	Accommodation and Food Services	-74	Public Administration	-1	Wholesale Trade	1
Public Administration	-72	Information	-77	Management of Companies and Enterprises	-2	Public Administration	0
Retail Trade	55/60	Arts, Entertainment, and Recreation	-410	Retail Trade	-9	Retail Trade	-21

# NWCCOG Regional Economic Update

## June 2022

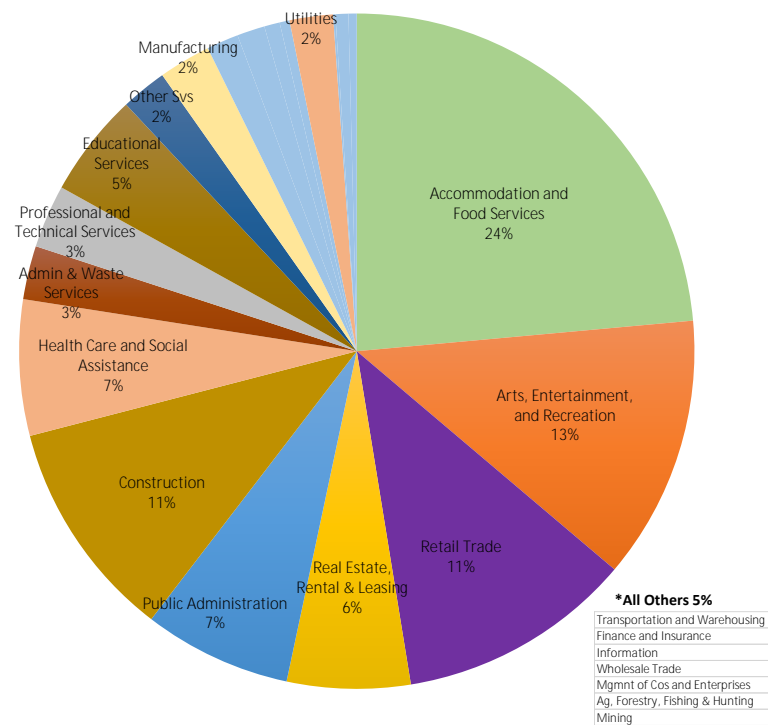
Prepared by the Northwest Colorado Council of Governments Economic Development District



### GRAND COUNTY

7,326	Total Employment (Q4 2021)
+589	1-Yr Chg: Employment
+998	10-Yr Chg: Employment
959	Total Establishments (Q4 2021)
+17	1-Yr Chg: Establishments
+94	10-Yr Chg: Establishments
\$51,584	Average Annual Wage (Q4 2021)
+8.8%	1-Yr Chg: Average Annual Wage
+41.8%	10-Yr Chg: Average Annual Wage
9,430	Total Labor Force (May 2022)
+719	1-Yr Chg: Labor Force
2.4%	Unemployment Rate (May 2022)
-2.8%	1 Yr Chg: UE Rate

### Industry Mix



Grand County's economy is dominated by the tourism and outdoor recreation industry, with the majority of jobs in the sub-sectors that support this industry: accommodations & food services (24% of all jobs); arts, entertainment, recreation (13% of all jobs); real estate rental & leasing (6% of all jobs). Most of the job growth over the last year was attributed to tourism jobs that were lost during the pandemic coming back (there was an increase in close to 400 jobs in the tourism sector year over year). Over the longer term, the construction industry (+215 jobs) and healthcare industry (+155 jobs) showed positive growth. The real estate industry has shown strong growth in terms of new establishment, with 9 new businesses opening in the last year, and 32 opening the last 10 years. Grand County reported is showing positive growth in annual average wages, reporting \$51,584 for Q4 2021, which is a 8.8%, 1-year increase, and a 41.8% 10-year increase.

### Grand County: 1-Year & 10-Year Jobs/Establishment Trends by Industry

1-Year Job Growth		10-Year Job Growth		1-Year Establishment Growth		10-Year Establishment Growth	
Arts, Entertainment, and Recreation	195	Accommodation and Food Services	260	Real Estate and Rental and Leasing	9	Real Estate and Rental and Leasing	32
Accommodation and Food Services	193	Construction	215	Wholesale Trade	8	Professional and Technical Services	28
Retail Trade	93	Retail Trade	185	Utilities	4	Construction	11
Manufacturing	47	Health Care and Social Assistance	155	Educational Services	3	Finance and Insurance	7
Health Care and Social Assistance	41	Real Estate and Rental and Leasing	100	Transportation and Warehousing	2	Mgmt of Companies and Enterprises	5
Professional and Technical Services	36	Professional and Technical Services	85	Construction	1	Health Care and Social Assistance	5
Educational Services	17	Manufacturing	59	Information	1	Other Services, Ex. Public Admin	4
Real Estate and Rental and Leasing	15	Other Services, Ex. Public Admin	44	Finance and Insurance	1	Manufacturing	3
Utilities	14	Administrative and Waste Services	39	Administrative and Waste Services	1	Wholesale Trade	3
Other Services, Ex. Public Admin	9	Educational Services	16	Other Services, Ex. Public Admin	1	Retail Trade	3
Administrative and Waste Services	8	Utilities	3	Agriculture, Forestry, Fishing & Hunting	0	Information	2
Transportation and Warehousing	7	Wholesale Trade	2	Mining	0	Agriculture, Forestry, Fishing & Hunting	0
Mining	6	Mgmt of Companies and Enterprises	2	Manufacturing	0	Mining	0
Information	3	Mining	-2	Health Care and Social Assistance	0	Utilities	0
Agriculture, Forestry, Fishing & Hunting	-1	Public Administration	-4	Retail Trade	-1	Administrative and Waste Services	0
Finance and Insurance	-3	Finance and Insurance	-7	Professional and Technical Services	-1	Arts, Entertainment, and Recreation	0
Construction	-4	Agriculture, Forestry, Fishing & Hunting	-9	Mgmt of Companies and Enterprises	-1	Public Administration	0
Wholesale Trade	-5	Information	-14	Public Administration	-1	Educational Services	-1
Mgmt of Companies and Enterprises	-7	Transportation and Warehousing	-45	Accommodation and Food Services	-2	Accommodation and Food Services	-2
Public Administration	-16	Arts, Entertainment, and Recreation	-274	Arts, Entertainment, and Recreation	-8	Transportation and Warehousing	-6



# NWCCOG Regional Economic Update

## June 2022

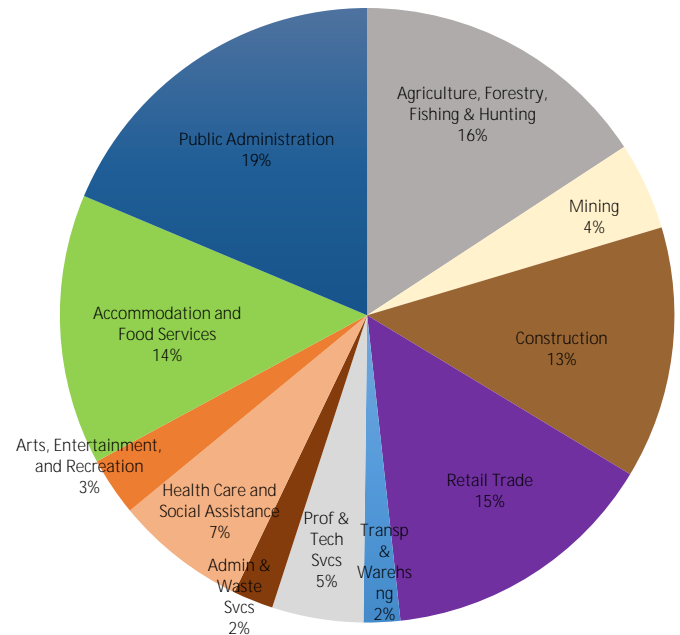
Prepared by the Northwest Colorado Council of Governments Economic Development District



### JACKSON COUNTY

600	Total Employment (Q4 2021)
+29	1-Yr Chg: Employment
+21	10-Yr Chg: Employment
95	Total Establishments (Q4 2021)
+1	1-Yr Chg: Establishments
+10	10-Yr Chg: Establishments
\$44,772	Average Annual Wage (Q4 2021)
+0.9%	1-Yr Chg: Average Annual Wage
+49%	10-Yr Chg: Average Annual Wage
1,005	Total Labor Force (May 2022)
+40	1-Yr Chg: Labor Force
1.8%	Unemployment Rate (May 2022)
-1.7%	1 Yr Chg: UE Rate

### Industry Mix



*\*Certain industries are not shown in this pie chart because they are listed as "confidential" by CDLE due to the small number of jobs in these industries so as not to identify one single employer. The industries not shown are: utilities; manufacturing; finance & insurance; real estate rental & leasing; educational services, other services except public admin.*

Overall, Jackson County gained 29 jobs since one year ago, and 1 new business opened. The county's unemployment rate decreased by 1.7 percentage points, and is reported at 1.8% for May 2022, which is the lowest of all the counties in the region. The county's labor force increased by 40. Over the short term, the county gained back tourism-sector jobs that were lost in the pandemic, in the sub-sectors of accommodations and food services (+21 jobs) and retail trade (+12 jobs). Over the long term, the county's construction sector showed growth, with an increase in 45 jobs, and 5 businesses over the last 10 years. Jackson County is the most diverse of all the counties in the region in that tourism sector jobs do not dominate the economy. Instead, public administration accounts for 19% of all jobs, agriculture accounts for 16% of all jobs, which is more than accommodations & food services (14% of all jobs), which is the dominate sub-sector in the other 5 counties in the region.

### Jackson County: 1-Year & 10-Year Jobs/Establishment Trends by Industry

1-Year Job Growth		10-Year Job Growth		1-Year Establishment Growth		10-Year Establishment Growth	
Accommodation and Food Services	21	Construction	45	Agriculture, Forestry, Fishing & Hunting	1	Construction	5
Retail Trade	12	Retail Trade	31	Retail Trade	1	Ag, Forestry, Fishing & Hunting	3
Mining	7	Accommodation and Food Services	18	Accommodation and Food Services	1	Retail Trade	1
Arts, Entertainment, and Recreation	4	Administrative and Waste Services	7	Manufacturing	-1	Finance and Insurance	1
Health Care and Social Assistance	1	Health Care and Social Assistance	3	Educational Services	-1	Administrative and Waste Services	1
Professional and Technical Services	0	Ag, Forestry, Fishing & Hunting	-10			Accommodation and Food Services	1
Administrative and Waste Services	0	Professional and Technical Services	-11			Public Administration	1
Transportation and Warehousing	-1	Public Administration	-27			Educational Services	0
Agriculture, Forestry, Fishing & Hunting	-2	Transportation and Warehousing	-32			Health Care and Social Assistance	0
Construction	-3					Arts, Entertainment, and Recreation	0
Public Administration	-13					Manufacturing	-1
						Professional and Technical Services	-1
						Transportation and Warehousing	-4

# NWCCOG Regional Economic Update

## June 2022

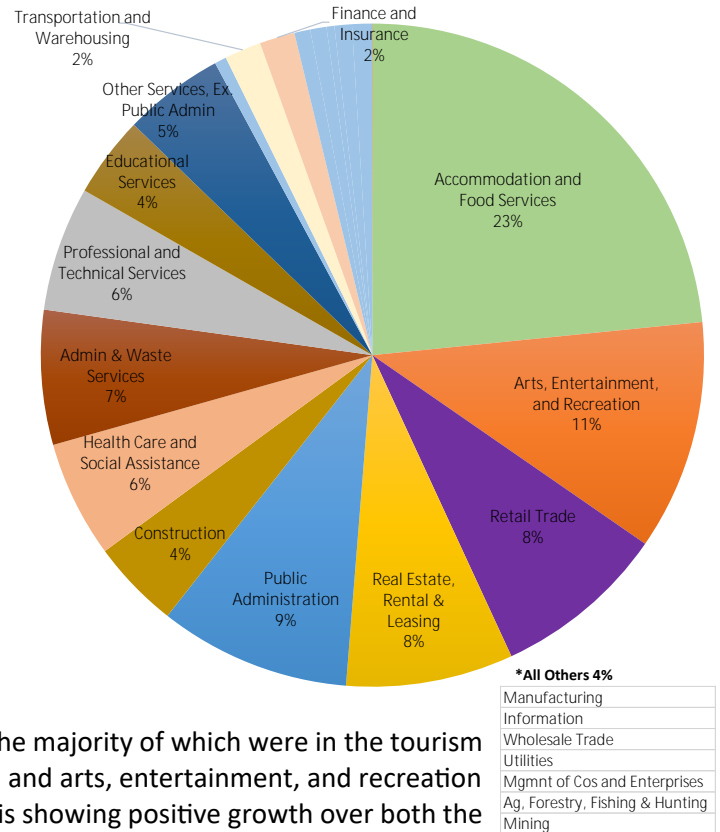
Prepared by the Northwest Colorado Council of Governments Economic Development District



### PITKIN COUNTY

15,731	Total Employment (Q4 2021)
+920	1-Yr Chg: Employment
+1,209	10-Yr Chg: Employment
2,081	Total Establishments (Q4 2021)
+129	1-Yr Chg: Establishments
+353	10-Yr Chg: Establishments
\$80,340	Average Annual Wage (Q4 2021)
+15.2%	1-Yr Chg: Average Annual Wage
+75.0%	10-Yr Chg: Average Annual Wage
10,999	Total Labor Force (May 2022)
+177	1-Yr Chg: Labor Force
4.1%	Unemployment Rate (May 2022)
-4.8%	1 Yr Chg: UE Rate

### Industry Mix



Overall, Pitkin County gained 920 jobs since one year ago, the majority of which were in the tourism sub-sectors of accommodations & food services (+387 jobs) and arts, entertainment, and recreation (+193 jobs). The professional and technical services sector is showing positive growth over both the short-term and the long-term: this sector added over 100 jobs over the last year, and 200 jobs over the last ten years. Thirty-four new businesses opened in this sector last year, and 81 opened over the last 10 years. This sector pays higher than average wages (\$176,800). This is a contributing factor to the strong wage growth in the county, reporting a 15.2% increase year over year, and 75% increase over the last 10 years. Pitkin County reports an annual average wage of \$80,340 for Q4 2021, which is the highest of all 6 counties in the region, and higher than both Colorado and the U.S.

### Pitkin County: 1-Year & 10-Year Jobs/Establishment Trends by Industry

1-Year Job Growth		10-Year Job Growth		1-Year Establishment Growth		10-Year Establishment Growth	
Accommodation and Food Services	387	Public Administration	356	Professional and Technical Services	34	Real Estate and Rental and Leasing	88
Arts, Entertainment, and Recreation	193	Accommodation and Food Services	251	Other Services, Ex. Public Admin	23	Professional and Technical Services	81
Professional and Technical Services	112	Professional and Technical Services	201	Finance and Insurance	18	Mgmt of COs and Enterprises	45
Transportation and Warehousing	87	Health Care and Social Assistance	138	Real Estate and Rental and Leasing	15	Other Services, Ex. Public Admin	34
Public Administration	61	Retail Trade	126	Construction	6	Retail Trade	30
Other Services, Ex. Public Admin	54	Other Services, Ex. Public Admin	118	Wholesale Trade	6	Health Care and Social Assistance	26
Mgmt of COs and Enterprises	37	Real Estate and Rental and Leasing	98	Educational Services	6	Accommodation and Food Services	19
Ag, Forestry, Fishing & Hunting	25	Mgmt of COs and Enterprises	96	Health Care and Social Assistance	6	Finance and Insurance	17
Health Care and Social Assistance	22	Ag, Forestry, Fishing & Hunting	91	Mgmt of Cos and Enterprises	3	Educational Services	12
Administrative and Waste Services	14	Transportation and Warehousing	69	Administrative and Waste Services	3	Wholesale Trade	9
Retail Trade	13	Wholesale Trade	26	Accommodation and Food Services	3	Administrative and Waste Services	7
Finance and Insurance	11	Finance and Insurance	13	Agriculture, Forestry, Fishing & Hunting	2	Information	6
Information	10	Manufacturing	4	Retail Trade	1	Arts, Entertainment, and Recreation	6
Real Estate and Rental and Leasing	8	Mining	0	Transportation and Warehousing	1	Ag, Forestry, Fishing & Hunting	2
Manufacturing	2	Utilities	-5	Arts, Entertainment, and Recreation	1	Transportation and Warehousing	1
Utilities	1	Educational Services	-13	Mining	0	Mining	0
Wholesale Trade	1	Information	-50	Utilities	0	Manufacturing	0
Mining	-1	Arts, Entertainment, and Recreation	-53	Information	0	Utilities	-1
Construction	-9	Construction	-87	Public Administration	0	Public Administration	-2
		Administrative and Waste Services	-453	Manufacturing	-1	Construction	-28

# NWCCOG Regional Economic Update

June 2022

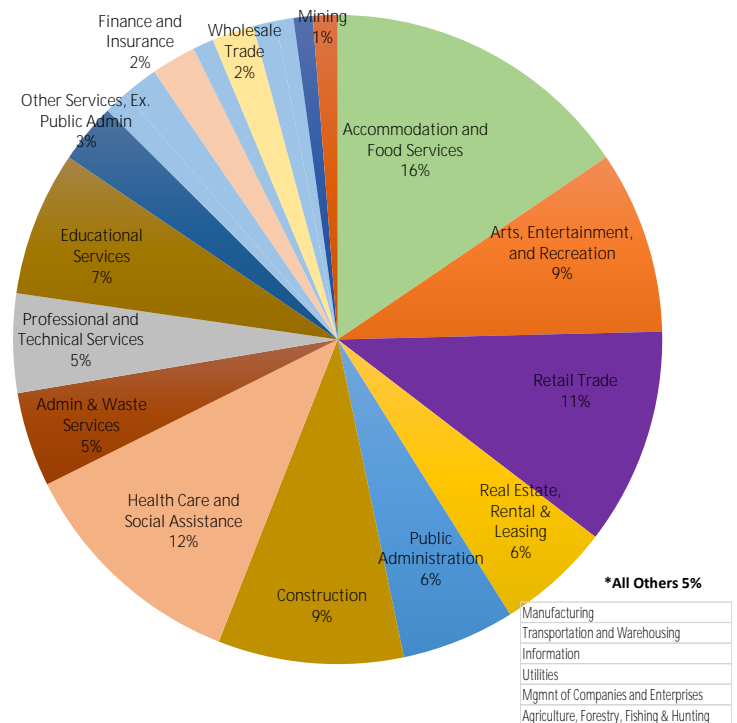
Prepared by the Northwest Colorado Council of Governments Economic Development District



## ROUTT COUNTY

15,002	Total Employment (Q4 2021)
+674	1-Yr Chg: Employment
+2,127	10-Yr Chg: Employment
2,013	Total Establishments (Q4 2021)
+74	1-Yr Chg: Establishments
+384	10-Yr Chg: Establishments
\$60,008	Average Annual Wage (Q4 2021)
+8.7%	1-Yr Chg: Average Annual Wage
+42.3%	10-Yr Chg: Average Annual Wage
15,381	Total Labor Force (May 2022)
+563	1-Yr Chg: Labor Force
2.7%	Unemployment Rate (May 2022)
-2.9%	1 Yr Chg: UE Rate

## Industry Mix



Overall, Routt County gained 674 jobs since one year ago, mostly in the tourism sub-sectors of arts, entertainment, and recreation (+578 jobs) and accommodations & food services (+496 jobs). Routt County is more diverse in terms of industries when compared other counties in the NWCCOG Region: Tourism jobs account for 31% of all jobs, where as in Eagle, Grand, Pitkin and Summit tourism jobs account for over 40% of all jobs. Healthcare is a very strong sector in the Routt County economy, accounting for 12% (1,751) of all jobs, and paying an annual average salary of \$81,848. The healthcare sector also is showing growth, with an increase in 589 jobs in the last 10 years. The professional and technical services sector also is showing growth, with an increase in 114 jobs over the last year, 37 establishments over the last year, and 106 establishments over the last 10 years. This sector pays an annual average salary of \$96,720.

## Routt County: 10-Year & 1-Year Jobs/Establishment Trends by Industry

1-Year Job Growth		10-Year Job Growth		1-Year Establishment Growth		10-Year Establishment Growth	
Arts, Entertainment, and Recreation	578	Health Care and Social Assistance	589	Professional and Technical Services	37	Professional and Technical Services	106
Accommodation and Food Services	496	Arts, Entertainment, and Recreation	501	Finance and Insurance	12	Real Estate and Rental and Leasing	70
Professional and Technical Services	114	Accommodation and Food Services	392	Real Estate and Rental and Leasing	10	Health Care and Social Assistance	46
Mgmt of Companies and Enterprises	77	Administrative and Waste Services	309	Other Services, Ex. Public Admin	9	Administrative and Waste Services	27
Educational Services	64	Real Estate and Rental and Leasing	229	Manufacturing	6	Accommodation and Food Services	26
Mining	32	Construction	213	Retail Trade	4	Other Services, Ex. Public Admin	21
Manufacturing	23	Educational Services	173	Mgmt of Companies and Enterprises	4	Manufacturing	19
Agriculture, Forestry, Fishing & Hunting	21	Retail Trade	95	Administrative and Waste Services	4	Finance and Insurance	19
Finance and Insurance	18	Professional and Technical Services	88	Arts, Entertainment, and Recreation	3	Mgmt of Companies and Enterprises	17
Health Care and Social Assistance	16	Mgmt of Companies and Enterprises	88	Transportation and Warehousing	2	Arts, Entertainment, and Recreation	17
Information	12	Manufacturing	77	Accommodation and Food Services	2	Agriculture, Forestry, Fishing & Hunting	12
Utilities	5	Finance and Insurance	59	Agriculture, Forestry, Fishing & Hunting	1	Construction	11
Wholesale Trade	5	Agriculture, Forestry, Fishing & Hunting	55	Utilities	0	Information	9
Other Services, Ex. Public Admin	2	Public Administration	41	Educational Services	0	Educational Services	8
Transportation and Warehousing	-1	Wholesale Trade	22	Public Administration	0	Wholesale Trade	6
Construction	-4	Utilities	11	Mining	-1	Transportation and Warehousing	3
Real Estate and Rental and Leasing	-6	Information	-40	Information	-1	Mining	1
Retail Trade	-15	Transportation and Warehousing	-65	Wholesale Trade	-3	Utilities	1
Public Administration	-17	Other Services, Ex. Public Admin	-87	Health Care and Social Assistance	-4	Public Administration	-3
Administrative and Waste Services	-315	Mining	-324	Construction	-9	Retail Trade	-32

# NWCCOG Regional Economic Update

## June 2022

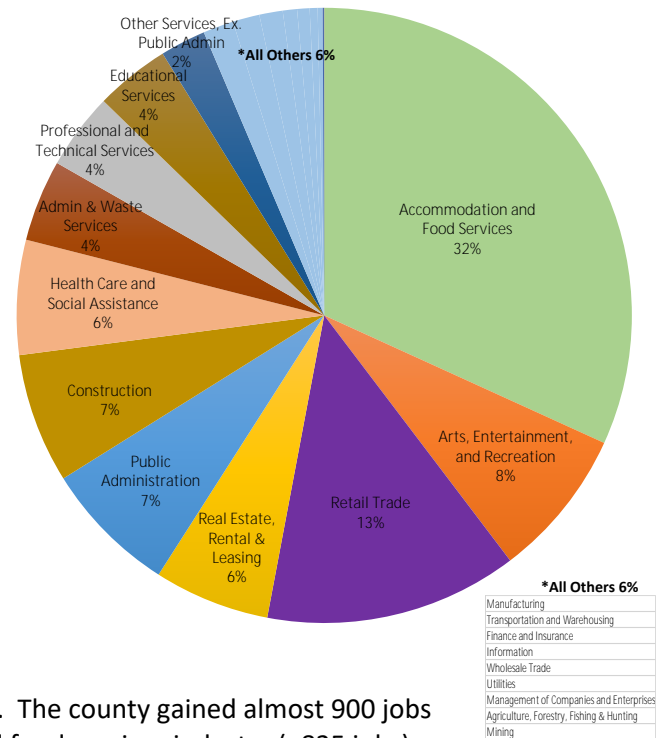
Prepared by the Northwest Colorado Council of Governments Economic Development District



### SUMMIT COUNTY

21,074	Total Employment (Q4 2021)
+897	1-Yr Chg: Employment
+3,710	10-Yr Chg: Employment
2,516	Total Establishments (Q4 2021)
+87	1-Yr Chg: Establishments
+470	10-Yr Chg: Establishments
\$56,056	Average Annual Wage (Q4 2021)
+8.2%	1-Yr Chg: Average Annual Wage
+59.9%	10-Yr Chg: Average Annual Wage
21,835	Total Labor Force (May 2022)
+1,287	1-Yr Chg: Labor Force
2.2%	Unemployment Rate (May 2022)
-3.3%	1 Yr Chg: UE Rate

### Industry Mix



Summit County continues to gain back jobs lost during the pandemic. The county gained almost 900 jobs year over year, the majority of which are in the accommodations and food services industry (+825 jobs). While the county still continues to be dominated by tourism-driven sectors, higher paying jobs and businesses are on the rise. Specifically, the professional and technical services sector showed strong growth over both the short-term (1-year) and long-term (10-years); this sector gained 92 jobs over the last year, and 274 jobs over the last 10 years. Business growth was very strong in this sector, showing an increase of 36 establishments over the last year, and 120 over the last 10 years. This sector is a higher-paying sector, reporting an annual average wage of \$107,016. Further, the professional and technical services sector accounts for the most businesses in the county: there are 391 establishments in this sector in the county. The unemployment rate continues to fall, and is at 2.2% for May. This low unemployment rate is reflected in the challenge many businesses are having finding enough staff to run their businesses. The annual average wage continues to increase, and sits at \$56,056, which is a 8.2% increase year over year.

### Summit County: 1-Year & 10-Year Jobs/Establishment Trends by Industry

1-Year Job Growth		10-Year Job Growth		1-Year Establishment Growth		10-Year Establishment Growth	
Accommodation and Food Services	825	Accommodation and Food Services	882	Professional and Technical Services	36	Professional and Technical Services	120
Professional and Technical Services	92	Construction	441	Real Estate and Rental and Leasing	11	Real Estate and Rental and Leasing	111
Real Estate and Rental and Leasing	86	Arts, Entertainment, and Recreation	392	Administrative and Waste Services	10	Accommodation and Food Services	49
Manufacturing	61	Retail Trade	361	Health Care and Social Assistance	9	Other Services, Ex. Public Admin	31
Educational Services	41	Health Care and Social Assistance	337	Finance and Insurance	7	Finance and Insurance	30
Arts, Entertainment, and Recreation	40	Real Estate and Rental and Leasing	304	Information	6	Information	25
Public Administration	12	Professional and Technical Services	274	Accommodation and Food Services	4	Administrative and Waste Services	23
Health Care and Social Assistance	7	Manufacturing	254	Construction	3	Health Care and Social Assistance	19
Agriculture, Forestry, Fishing & Hunting	2	Administrative and Waste Services	253	Retail Trade	2	Retail Trade	17
Information	1	Other Services, Ex. Public Admin	120	Transportation and Warehousing	2	Mgmt of Companies and Enterprises	14
Finance and Insurance	1	Public Administration	43	Educational Services	2	Arts, Entertainment, and Recreation	12
Mgmt of Companies and Enterprises	1	Information	40	Other Services, Ex. Public Admin	2	Wholesale Trade	11
Mining	0	Mgmt of Companies and Enterprises	19	Utilities	1	Educational Services	9
Utilities	-6	Wholesale Trade	16	Agriculture, Forestry, Fishing & Hunting	0	Construction	3
Wholesale Trade	-9	Transportation and Warehousing	16	Mining	0	Public Administration	1
Transportation and Warehousing	-14	Finance and Insurance	9	Manufacturing	0	Mining	0
Other Services, Ex. Public Admin	-21	Agriculture, Forestry, Fishing & Hunting	5	Public Administration	0	Utilities	0
Construction	-32	Utilities	3	Wholesale Trade	-1	Manufacturing	0
Retail Trade	-51	Mining	0	Arts, Entertainment, and Recreation	-1	Agriculture, Forestry, Fishing & Hunting	-1
Administrative and Waste Services	-118	Educational Services	-40	Mgmt of Companies and Enterprises	-6	Transportation and Warehousing	-3