

Strong Families.
Strong Community.

FIRC Family & Intercultural
Resource Center



FIRC Programs

Community Health

- Health insurance enrollment
- Food assistance programs
- Other public benefits
- Education on insurance coverage and bill pay
- Resolving health insurance issues

Food Security

- Provide fresh, healthy, and nutritious food options
- Help families stretch their budgets, save, and connect
- Offer no-cost groceries, household and hygiene items, diapers, and wipes
- Encourage weekly visits to receive up to \$232 worth of groceries (we spend \$20)

Financial Empowerment

- Assist households with setting and achieving financial goals
- Increase financial literacy
- Establish connections to community resources
- Rental assistance, housing scholarships, housing justice, financial wholeness planning, utility assistance, and medical assistance.

Mental Health

- Help parents overcome challenges of raising a family
- Visitation with a Parent Peer, 1:1 coaching or peer support sessions, support groups, or a brief one-time consultation option
- Provide resources, improve mental health, develop parenting skills
- Navigation Services - Resource and Referrals

Matching Needs with Support

AT INTAKE

25%

of households report moderate to severely poor mental health

61%

of households report unstable housing

22%

of households are uninsured

FIRC SUPPORTED

517

households gained access to mental health treatment through the Peer Support and Mental Health Navigation team

579

households achieved improved housing and economic stability through Financial Empowerment

980

households gained access to health care with support from the Community Health Navigators

July 2021 - May 2023

FIRC Overall Demographics 2022

Total Individuals SERVED

9,992

Avg. Household Size

2.52

Avg. Household Income

\$30,964

Summit Self-Sufficiency
Standard


\$93,672

Federal Poverty Level

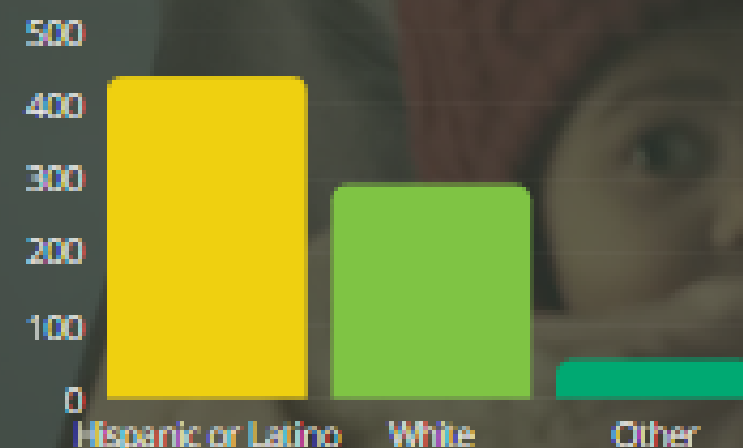
\$22,290

Summit County workforce needs to earn
3x as much to reach self-sufficiency

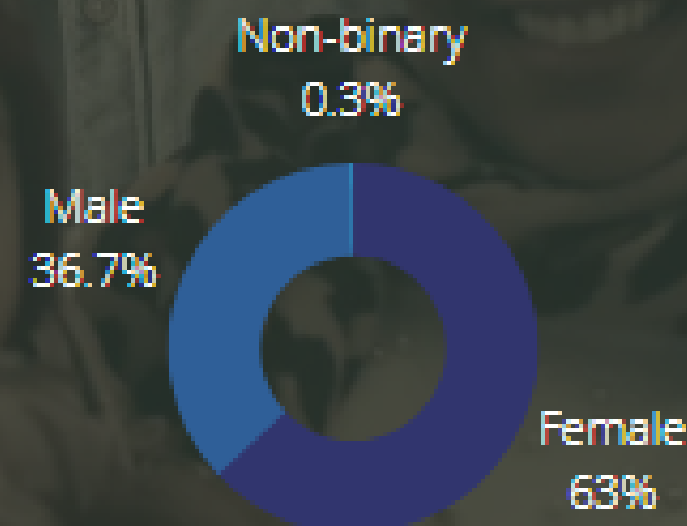
Language



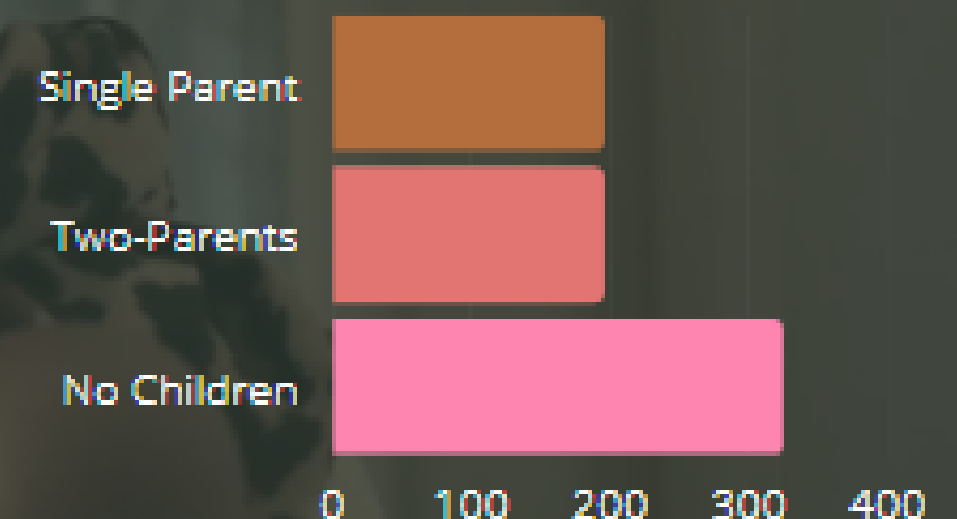
Race/Ethnicity



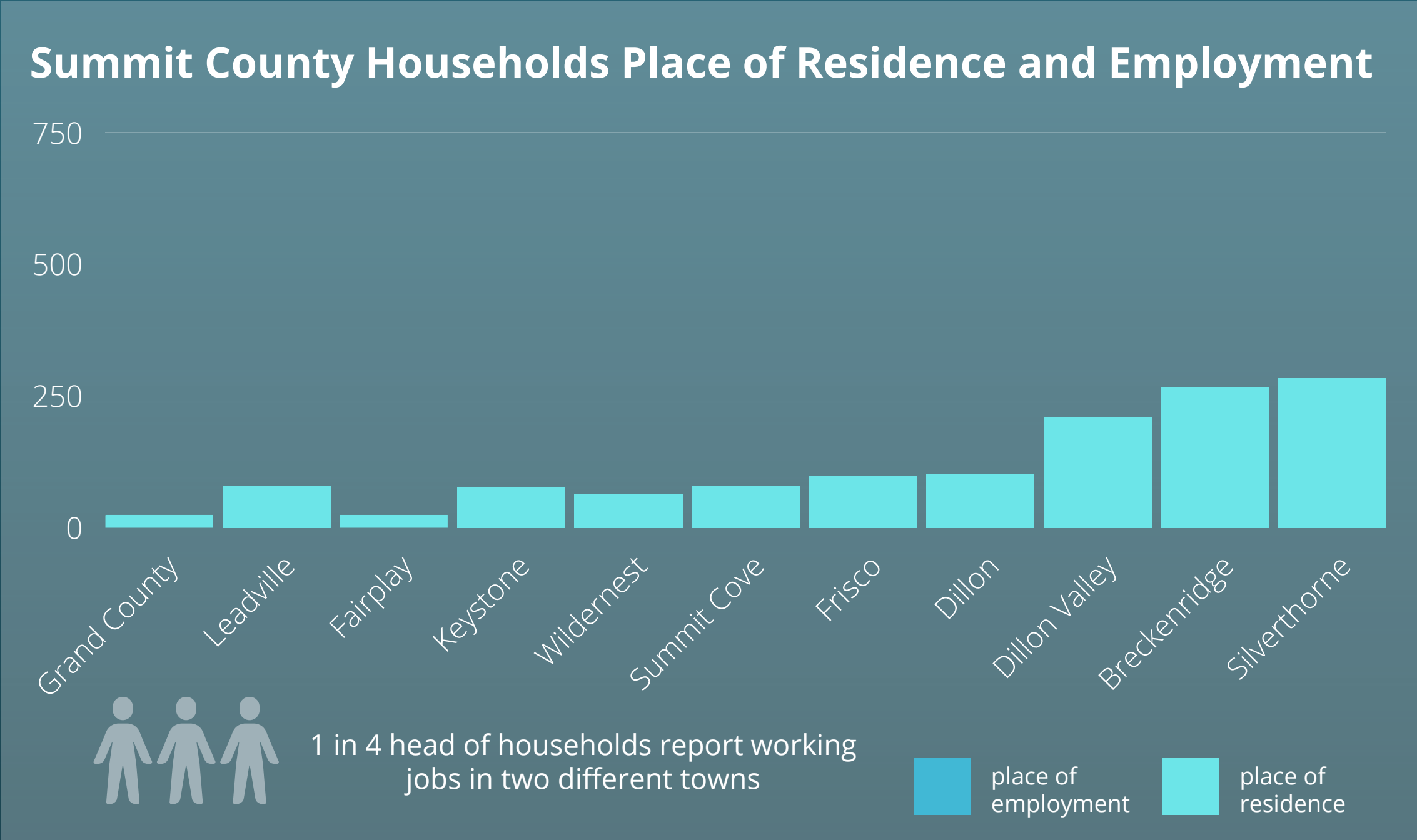
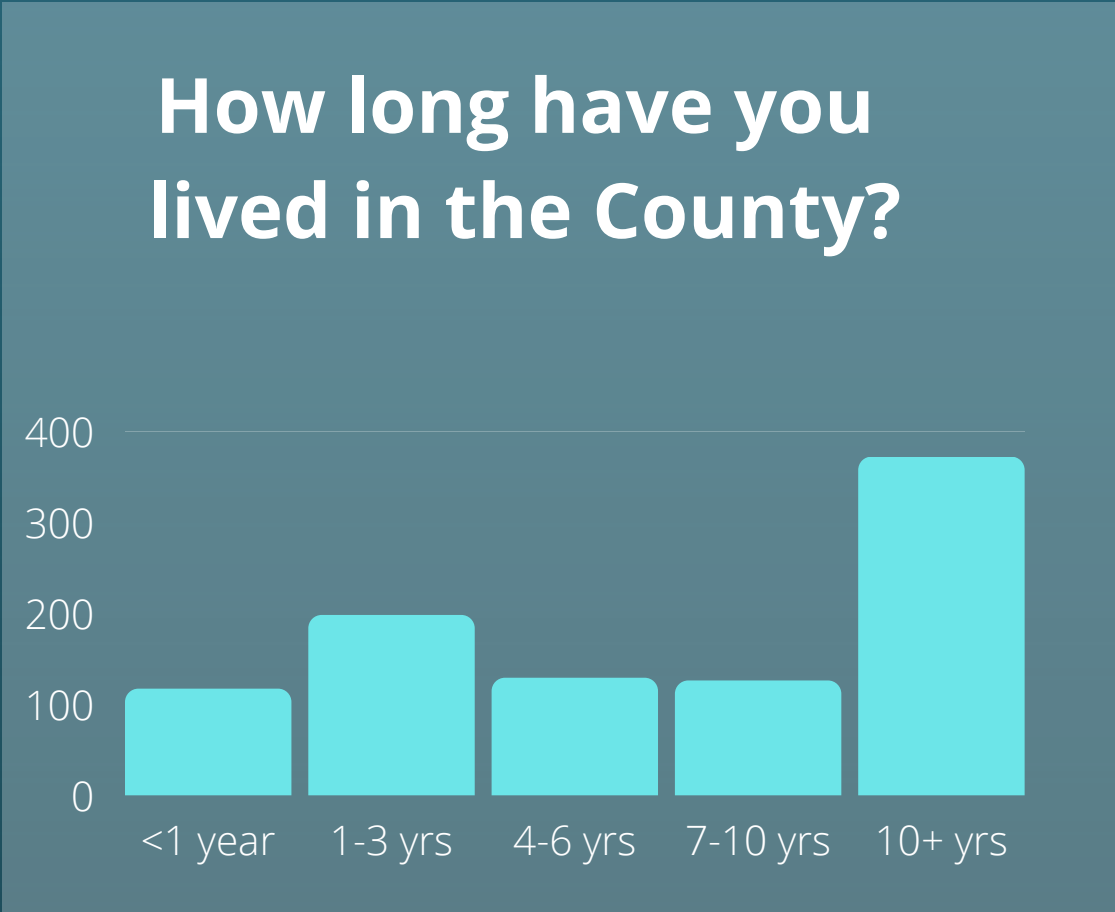
Gender



Household Status

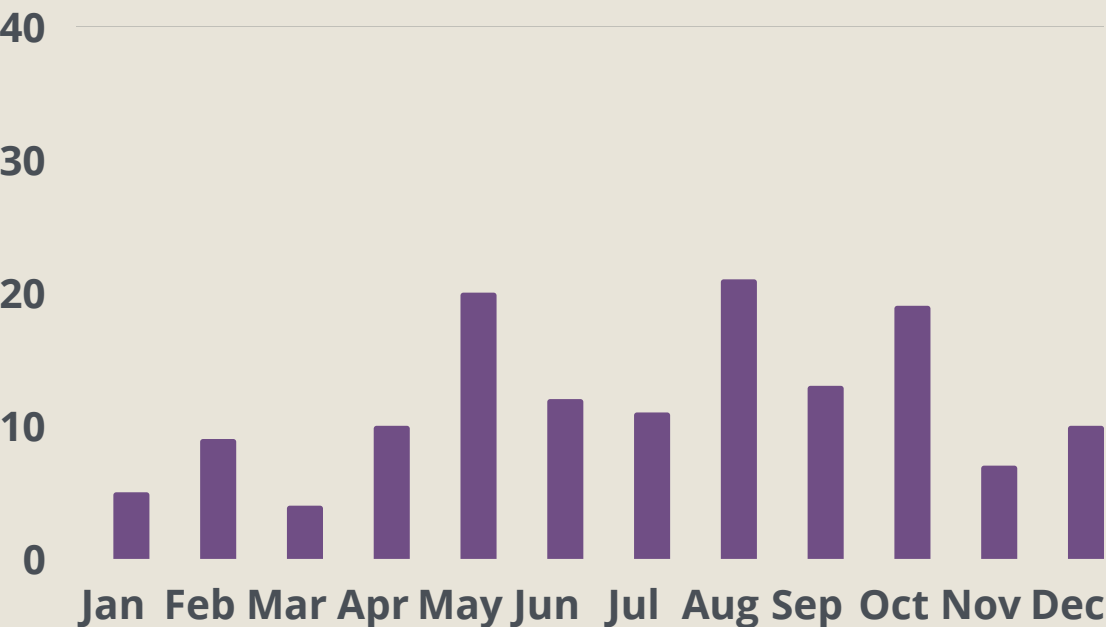


Helping Locals Stay Local

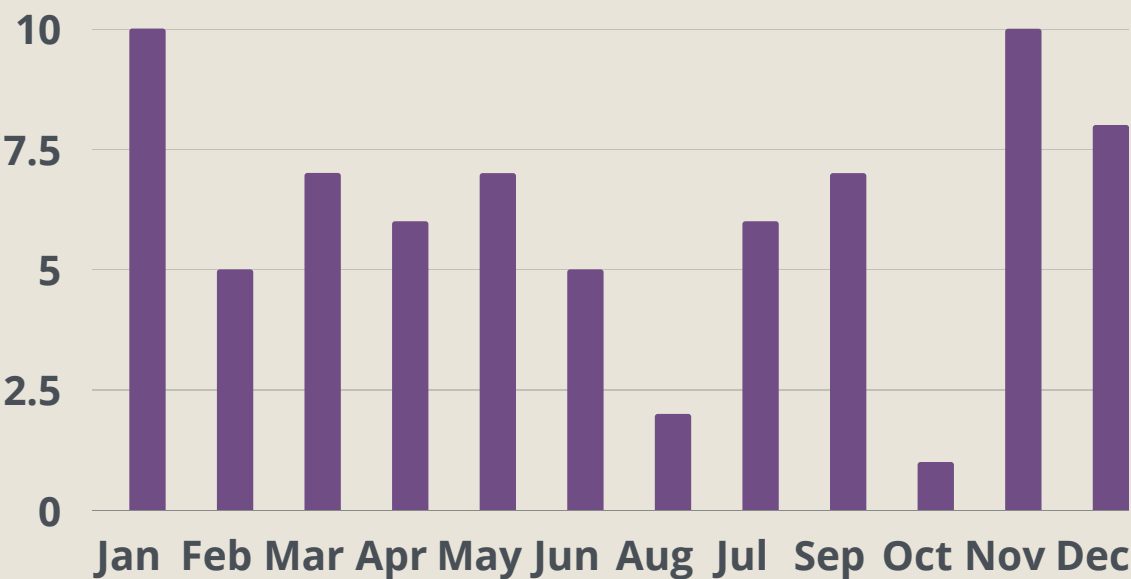


Community Health

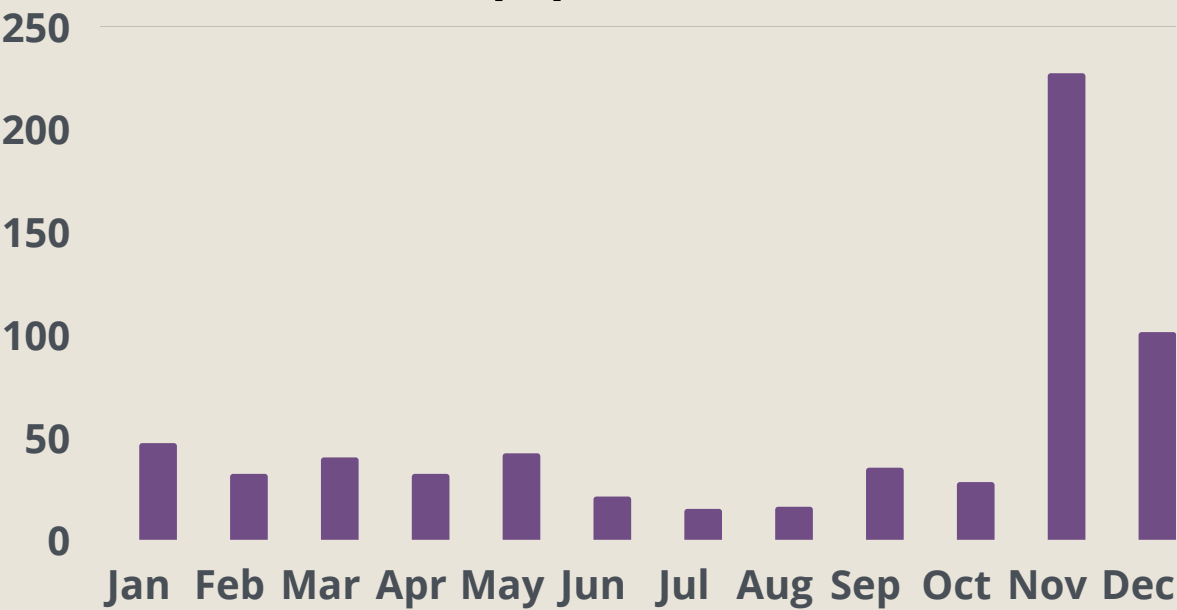
SNAP - 143 Applications



Charitable Care - 65 Applications



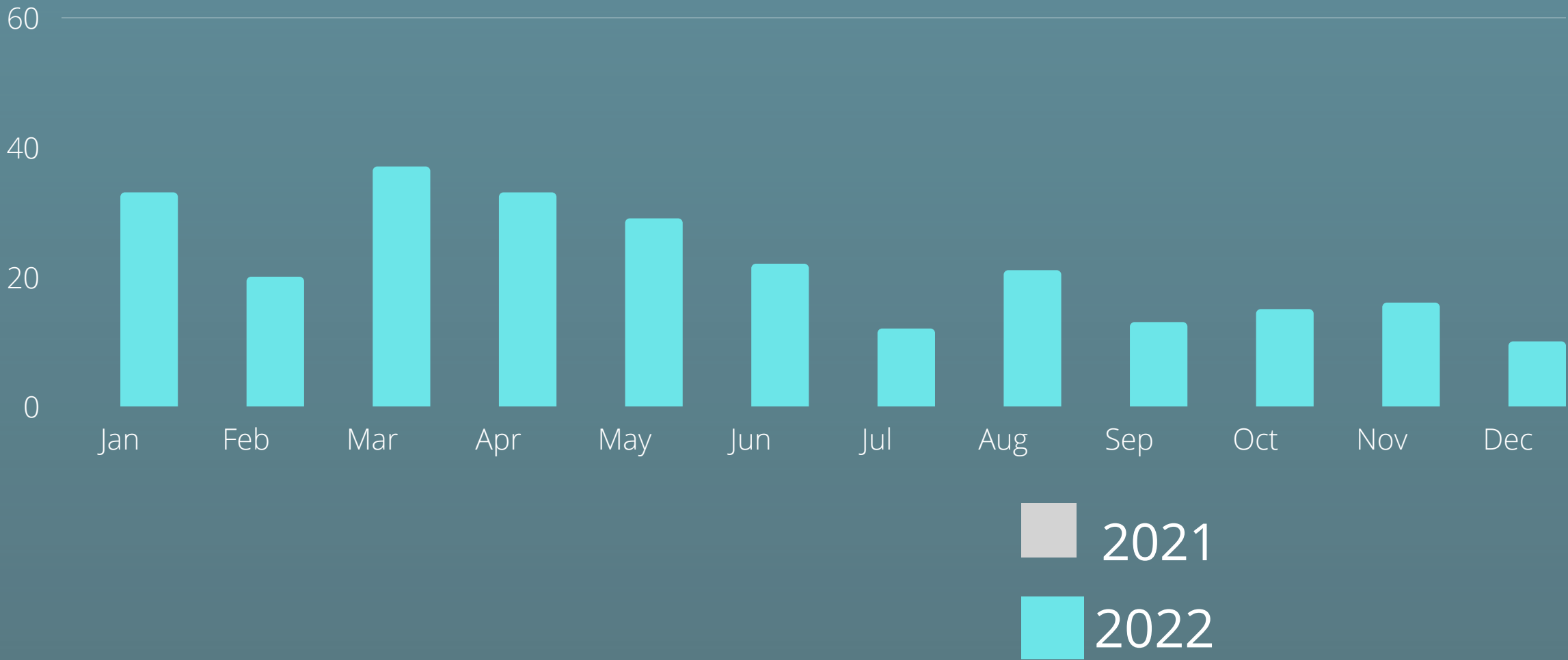
Health Insurance - 653 Applications



Financial Empowerment



282 families served in 2022!
\$545,000 in assistance distributed!



FIRC Food Systems

The Need

- 1 out of 10 Summit County residents suffer from hunger. (Feeding America, 2020)
- 3 out of 4 Food Market shoppers sometimes to very often run out of food before they can afford to buy more.
- 1 out of 2 Food Market shoppers sometimes to very often eat smaller meals or skip meals.



2 of 3

shoppers speak
Spanish as a
primary language

2 of 3

shoppers have
dependent
children

1 in 2

families are
single parent
households

Food Response

FOOD MARKET VISITS CONTINUE TO RISE & RISE POST COVID

✓ Community Food Markets

Free healthy food available in Dillon & Breckenridge for 18 hours/week to help families save money.

✓ Food Equity Coalition

Summit County residents lead efforts to improve food systems, reduce stigma, increase awareness, and prioritize those impacted by hunger.

✓ Food Assistance Program Outreach & Enrollment

FIRC staff provide outreach and enrollment assistance to help individuals access food assistance programs like F.A.R.M, W.I.C, and S.N.A.P.

19,154

visits to Food Markets

2,500

2,000

1,500

1,000

500

0

community shuts down
due to pandemic

Jan-19 Mar-19 May-19 Jul-19 Sep-19 Nov-19 Jan-20 Mar-20 May-20 Jul-20 Sep-20 Nov-20 Jan-21 Mar-21 May-21 Jul-21 Sep-21 Nov-21 Jan-22 Mar-22 May-22 Jul-22 Sep-22 Nov-22

Spanish Speaking Peer Support – ALMA & ACCION



Summit County has a lack of Spanish-speaking mental health providers. FIRC Peer Supports are filling a gap while also addressing health equity.

FIRC's ALMA program works with nearly 150 Spanish speaking women a year in 1:1 peer coaching and support groups.



- After ALMA's success, FIRC launched ACCION in Jan, a pilot program with similar services for Spanish-speaking men.
- ACCION has a waiting list due to high demand.

Post ALMA Graduation



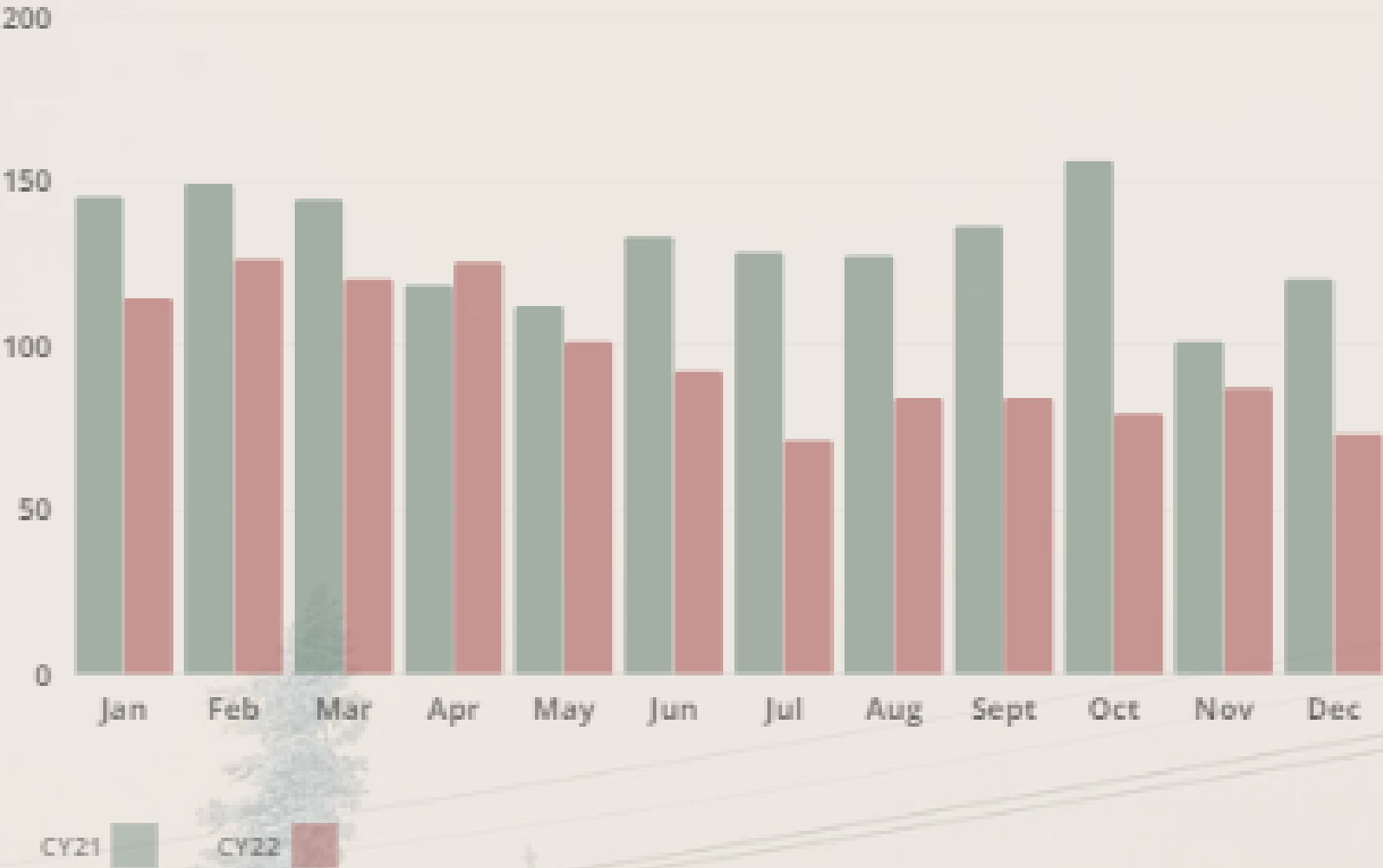
90% of participants feel confident in managing stress and accessing therapeutic support.

In 2022

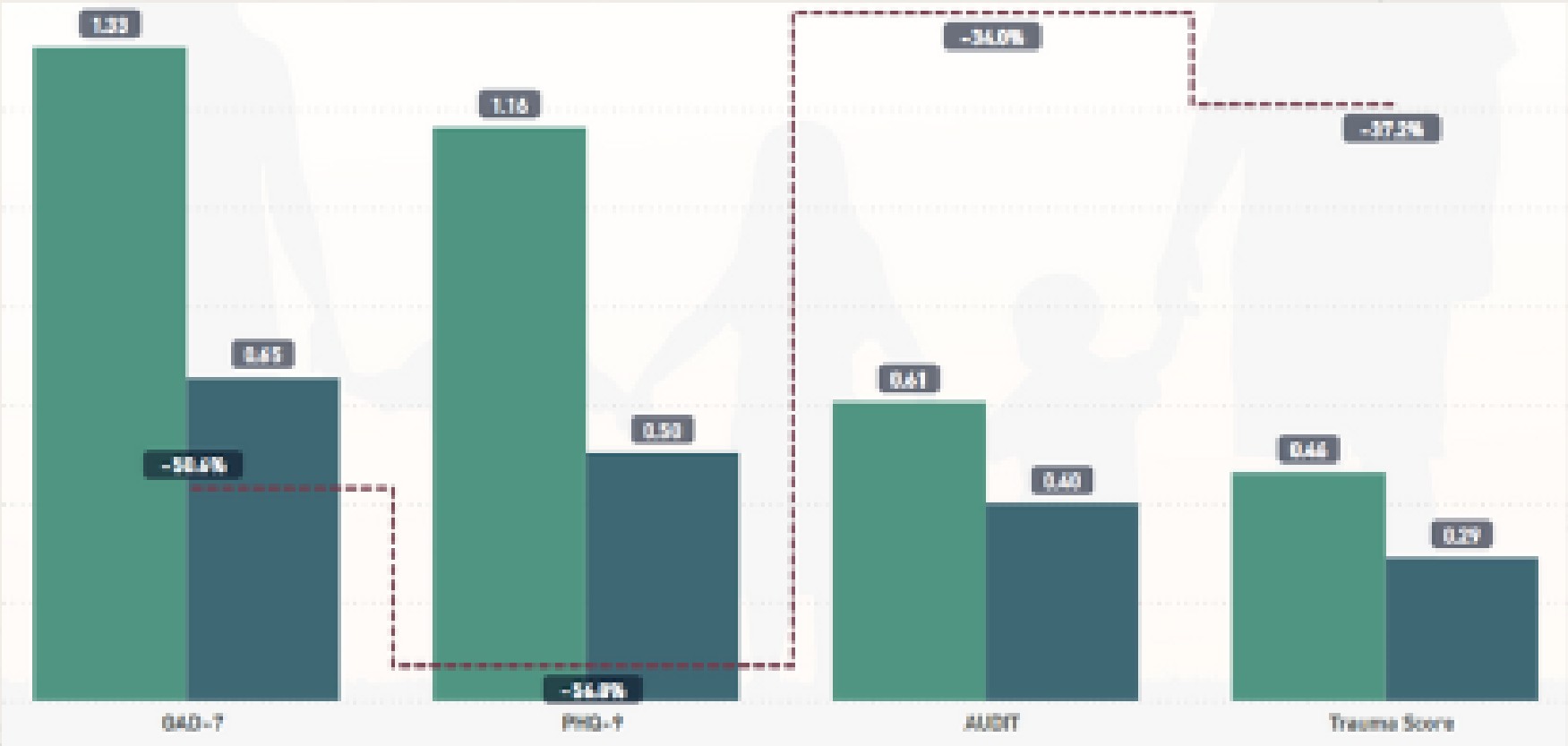
- 150 unique women served
- Nearly 1,000 visits
- 65 program graduates
- 986 visits

Mental Health Navigation Impact in 2022

Total Program Caseload



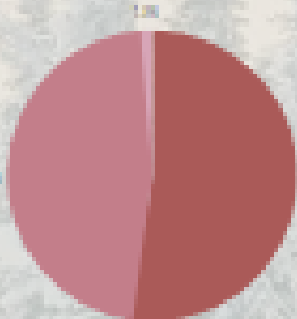
Pre vs. Post Assessment Scores



574 total appointments



736 follow-up touch points



Client Preferred Language

Sol Center at Alta Verde



BUILDINGHOPE
SUMMIT COUNTY

FIRC Family & Intercultural
Resource Center



Sol Center at Alta Verde – Funding partners

Community

FirstBank

Alpine Bank

Breckenridge Restaurant

Association

St. Anthony Summit Hospital

Green Leaf Design, LLC

Hearthstone

Mi Casa

Next Page Bookstore

Rotary Club of Summit

County

Sauce on the Blue

Summit County Government

Town of Frisco

In-Kind

Town of Breckenridge

Rockridge Building Co.

Allen-Guerra Architecture

Engineering Consultant

Gorman & Co.

Jack Wolf, Realtor/Larry

Hutton, Realtor/LIV

Sotheby's International

Realty

Interiors by Design

Eagle Environmental

Foundations

Alexandra Storm

Foundation

Boettcher Foundation

Colorado Grand

Climax

Molybdenum/Freeport

McMoRan

El Pomar

Gates Family Foundation

Katz Amsterdam

Foundation

The Summit Foundation

Give Back to FIRC

www.summitfirc.org



GIVE
WHERE YOU
LIVE



TOP 5 WAYS TO GIVE BACK TO FIRC TODAY!

1. Give your time & volunteer
2. Come join us at our Fundraiser on June 9th
3. Donate egg cartons and reusable grocery bags
4. Make a donation and help a local family
5. Talk to your friends and family about FIRC



Together, we strengthen
our community.

FIRC Family & Intercultural
Resource Center