



AGENDA

Thursday, December 07, 2023

IN PERSON AT NWCCOG

249 WARREN AVE

SILVERTHORNE, CO 80498 970-315-1291

FOUNDATION 10:00 a.m. – 10:05 a.m.

NWCCOG (NLF) 10:06 a.m. – 12 p.m.

EDD 12:30 p.m. – 2:30 p.m.

VIDEO & PHONE CONFERENCE INFORMATION

Join Zoom Meeting

<https://us06web.zoom.us/j/88166216134?pwd=MFB0Z2VRVEpHSXhYZHRubVRXc3poZz09>

Meeting ID: 881 6621 6134

Passcode: 119033

NWCCOG FOUNDATION BOARD MEETING

The Foundation is a nonprofit department of NWCCOG designed to accept donations for local projects. The Foundation Board meets December of every year. The Foundation Board is the NWCCOG Executive Committee.

10:00 a.m.	1.	Call to Order – NWCCOG Council Chair, Alyssa Shenk	
	2.	Determination of Quorum	
	*3.	ACTION FOUNDATION: Minutes of December 2022 Foundation Board Meeting	Pg. 4
	*4.	ACTION FOUNDATION: Approve 2024 NWCCOG Foundation Budget (Pg. 25 of Budget) - See NWCCOG Website: https://www.nwccog.org/about/people/our-council/council-resources/	NWCCOG Website
10:05 a.m.	*5.	Adjourn NWCCOG Foundation Board Meeting	

NWCCOG COUNCIL MEETING

10:06 a.m.	1.	Call to Order – NWCCOG Council Chair, Alyssa Shenk	
	2.	Roll Call and Determination of Quorum	
	*3.	ACTION COG: Minutes of October 2023 Council Meeting	Pgs. 5-7
	4.	WELCOME: Dana Wood, new Mobility Manager (started Dec 5 th)	
	5.	REMINDER COG: Council Changes - Notices Sent for Jurisdictions to Identify 2024 Council Members and Alternatives	
	*6.	ACTION COG: Re-approval of NWCCOG Policies with minor or no changes - Title VI Civil Rights Complaint Policy - Vintage Conflict of Interest Policy - Vintage Procurement Policy - Energy Program Purchasing Policy - Job Posting Policy - MVR policy - Fiscal Policies: Payroll Procedures, 1099 Policy, NLF Banking and Investment Policy, Fixed Asset Disposal Policy, Asset Capitalization Policy, Cash Receipts Policy, Cash Disbursement Policy, Accounts Receivable Policy, GAAP, Credit Card Policy - NOTE: NWCCOG Council to review the following at the January Council Meeting: Rules of Conduct, and Articles of Association (Current versions on NWCCOG Website Council Resources), Purchasing and Procurement Policy, Credit Card Policy, Finance Department Roles & Duties, NEW: Tuition Reimbursement Policy	NWCCOG Website
	*7.	ACTION COG: Approval of New Policy - Energy Program Inventory Policy and Procedures	Pgs. 8-10
	*8.	ACTION COG: There are no NWCCOG financials, Bill Schedule only for approval - NWCCOG – List of Payments	Pgs. 11-30

	9.	UPDATE NLF: NLF Report Documents are for review only <ul style="list-style-type: none"> - Documents are for review, not approval - Northwest Loan Fund – Risk Ratings - Northwest Loan Fund – Portfolio Summary - Loan Policy Excerpt as reference for Risk Ratings 	Pgs. 31-38
	*10	ACTION COG: Approval of proposed 2024 Budget - Memo <ul style="list-style-type: none"> - <i>Motion: I move to approve the 2024 Budget and Revised 2023 Budget with changes noted in Memo as presented as well as the updated Wage Ranges...</i> - See NWCCOG Website: https://www.nwccog.org/about/people/our-council/council-resources/ 	Pg. 39 NWCCOG Website
10:30 a.m.	11.	DISCUSSION: Margaret Bowes, Executive Director CAST <ul style="list-style-type: none"> - What CAST is doing with Workforce Housing Report - CAST Housing Taskforce will be active in 2023-2024 Legislative Session - Does Council want to give ED approval to concur with CAST on Housing? - See NWCCOG Website: https://www.nwccog.org/wp-content/uploads/2023/10/23078-Workforce-Housing-Report_FF_web.pdf 	Housing Report
10:40 a.m.	12.	Presentation Teaser – SBDC Presentation at EDD Meeting <ul style="list-style-type: none"> - Erin McCuskey will present on new things on the horizon at SBDC and OEDIT 	
10:42 a.m.	13.	REMINDER: Community Metrics Project Survey is Live <ul style="list-style-type: none"> - Insights Collective project (much awaited) is underway - Chris Cares (RRC) on what to do with link 	
10:45	14.	Elevator Inspection Program: David Harris <ul style="list-style-type: none"> - Show Video, share How Inspections Work, website resources 	
11:00 a.m.	15.	Legislative Updates – Based on who calls in	
	16.	Program Updates: Resumes in January	
11:15 a.m.	17.	Member Updates: 3 minutes per jurisdiction <ul style="list-style-type: none"> - What is coming up in 2024 in your town or county? 	
	18.	New Business <ul style="list-style-type: none"> - UPDATE: NWAHEMR status as Fiscal Agent - QUESTIONS: <ul style="list-style-type: none"> - Presentations you would like to see in 2024 Council Meetings. - Exec Comm recommends more presentations from member innovations - Wildcat Loadout (QQ brought this up) - FYI: LEEDS EMBA Innovation Project - Regional Grants Navigator Report - OEDIT Grant 2024 - USDA Unita Railway Response Letter 	Pgs. 40-62
12:00 p.m.	*19	ACTION: Adjourn NWCCOG Meeting	
Noon to 12:30 p.m.		LUNCH FOR IN PERSON ATTENDEES WHO RSVP by Dec 4 – Buffet by Chipotle	
NEXT NWCCOG MEETING: Thursday, January 25, 2024 Meeting 10am – 12pm			
NWCCOG Officers: Council Chair – Alyssa Shenk, Council Vice-Chair – Patti Clapper Council Secretary-Treasurer – Carolyn Skowyra			
NWCCOG Executive Committee: Region XII County members –Nina Waters, Patti Clapper, Tim Redmond, Jeanne McQueeney and Randal George. Municipal members – Alyssa Shenk, Geoff Grimmer, Glen Drummond, Kristen Brownson and Carolyn Skowyra.			

* requires a vote

NWCCOG ECONOMIC DEVELOPMENT DISTRICT (EDD) BOARD

12:30 p.m.	1.	Call to Order – EDD Board Chair, DiAnn Butler	
	2.	Roll Call and Determination of Quorum	
	*3.	ACTION: August 2023 EDD Meeting Minutes (no meeting in Oct)	Pgs. 63-64
12:35 p.m.	4.	UPDATE: SBDC and OEDIT: New Things on the Horizon <ul style="list-style-type: none"> - Erin McCuskey, Northwest SBDC Regional Director 	
1:00 p.m.	5.	DISCUSSION: DOLA Roadmaps Program: Discussion on Opportunities for Collaboration, Cooperation, Coordination	Pgs. 65-68

		- Team Leads for DOLA Roadmaps Regions w/in NWCCOG Region	
1:45 p.m.	6.	UPDATE: Workforce Update - CDLE Team: Christina Oxley & Carolyn Tucker, Business Services Representatives	
2:00 p.m.	7.	Roundtable: Economic Development Updates from around the Region	
	8.	New Business/Future Agenda Items - Trent Thompson, Economic Development Rep, EDA (1/25/24 meeting) - CSU Extension Office Team (1/25/24 meeting)	
2:30 p.m.	*9.	Adjourn NWCCOG Meeting	
<u>NEXT EDD BOARD MEETING:</u> Thursday January 25, 2024 12:30pm – 2:30pm			
<u>EDD Officers:</u> EDD Chair – DiAnn Butler, EDD Vice-Chair – Patti Clapper, EDD Secretary-Treasurer – Ashley Macdonald			

* requires a vote

Please notify office@nwccog.org 5 days in advance if you require any accommodations to attend this meeting.



Northwest Colorado Council of Governments

NWCCOG Council Meeting

December 01, 2022

Conference Call Only ("Present" means on the call")

Council Board Members Present:

Alyssa Shenk, Town of Snowmass Village
Tamra Nottingham Underwood, Town of Avon
Skippy Mesirow, City of Aspen
Patti Clapper, Pitkin County
Kristen Brownson, Town of Breckenridge
Sara Nadolny, Town of Basalt
Geoffrey Grimmer, Town of Eagle
Josh Blanchard, Summit County
Carolyn Skowrya, Town of Dillon
Matt Langhorst, City of Glenwood Springs
Coby Corkle, Jackson County
Tim Redmond, Routt County
Ernie Bjorkman, Town of Grand Lake
Jeannie McQueeney, Eagle County
Sara Nadolny, Town of Basalt

Others Present:

Carolyn Tucker, CDLE
Christina Oxley, CDLE

NWCCOG Staff:

Becky Walter
Talai Shirey
Nate Speerstra
Nate Walowitz
Rachel Tuyn
Claire Carrol

Call to Order

Alyssa Shenk, NWCCOG Council Chair, called the NWCCOG Foundation Board meeting to order at 10:00am. Roundtable introductions were completed, and a quorum was present for the group.

Approval of December 2021 Foundation Board Meeting Minutes

M/S: Kristen Brownson/Tamra Nottingham Underwood to approve the December 2, 2021, Foundation Board Meeting Minutes as presented

Passed: Yes

Approval of 2022 Revised NWCCOG Foundation Budget and 2023 Foundation Budget

Jon presented the Foundation budget; Eco Trails will be moving to a different fiscal agent in 2023 due to changing needs. There were not any questions.

M/S: Josh Blanchard/Tim Redmond to approve the December 2022 Revised and 2023 Foundation Budget as presented

Passed: Yes

Adjournment of NWCCOG Foundation Board Meeting

M/S: Tim Redmond/Kristen Brownson adjourned the NWCCOG Foundation Board meeting at 10:04 p.m.

Passed: Yes

Alyssa Shenk
Foundation Chair



Northwest Colorado Council of Governments

NWCCOG Council Meeting

October 26, 2023

Council Members Present:

Alyssa Shenk, Town of Snowmass Village
Jena Skinner, Town of Avon
Jeanne McQueeney, Eagle County
Larry Pardee, Town of Eagle
Kristen Brownson, Town of Breckenridge
Randy George, Grand County
Nina Waters, Summit County
Michael Buccino, Steamboat Springs
Lana Bryce, Town of Gypsum
Matt Langhorst, Town of Glenwood Springs
Carolyn Skowrya, Town of Dillon
John Bristol, Routt County
Jonnah Glassman, Town of Silverthorne

Others Present:

Megan Lawson, Ph.D. Headwaters Economics
Matt Kireker, Sen. Bennet
Janeth Stancel, Sen. Hickenlooper

NWCCOG Staff:

Jon Stavney
Becky Walter
Talai Shirey
Erin Fisher
Jonnah Glassman
Rachel Tuyn

Call to Order

Alyssa Shenk, NWCCOG Council Chair, called the Northwest Colorado Council of Governments (NWCCOG) meeting to order at 10:32 am. Roundtable introductions were completed, and a quorum was present for the group.

Approval of August 2023 Council Meeting Minutes

M/S: Jeanne McQueeney/Michael Buccino to approve the August 2023 Council Meeting Minutes as presented.

Passed: Yes

Executive Director Evaluation

Alyssa Shenk provided a recap from this morning's Executive Committee performance evaluation with Jon. The Executive Committee values Jons contribution to NWCCOG, he is an excellent external communicator, always moving the needle forward and expanding programing. Some suggestions for the upcoming year included outreach to all jurisdictions and entice more participation from counties.

3rd Quarter Financials

Jon reviewed the 3rd Quarter Financials, there was one question regarding the charges for Top Golf. Fiscal confirmed that this was for Energy Program team building paid by non-grant funding. There was another question regarding the Tesla's, Jon answered that Energy Program has a Tesla in their fleet. No other questions were asked.

M/S: Alyssa Shenk/Michael Buccino approve the NWCCOG Q3 Financials as presented.

Passed: Yes

NLF Reports for Review

The NLF Reports are in the NWCCOG Council packet for review only. There were no questions asked.

2024 Council Schedule

A reminder that the August schedule was moved to September in 2024. We will continue providing hybrid meetings and possibly have some meetings at the new NWCCOG Gypsum Warehouse. It was agreed that a few in-person meetings should be encouraged. Lunch and field trips might also be enticing. Note from the ED Committee meeting; please add more Program presentations from NWCCOG Directors.

M/S: Alyssa Shenk/Michael Buccino approve the 2024 Meeting Schedule as presented.

Passed: Yes

NWCCOG Mission Statement

Jon suggested updating the NWCCOG Mission Statement which feels outdated. Jon, along with several NWCCOG Program Directors and Managers, proposed options for re-wording the Statement. Alyssa was able to wordsmith the suggested changes into a New Mission Statement: *NWCCOG fosters innovative regional solutions and supports local government members by managing diverse programs that deliver direct services and grant funding opportunities to beneficiaries across the region; providing leadership, guidance, and partnership building; and advocating members' interests and needs with local, state, and federal entities.*

M/S: Randy George/Alyssa Shenk approve the updated NWCCOG Mission Statement

Passed: Yes

Vintage Advocacy at State Level for Additional Funding for AAA

Erin Fisher provided a presentation with State Demographics which is available on the Council Resource webpage. Erin also provided background for the AAA Advocacy letters to the Governor which are available for reference in the Council Packet. The letters, spearheaded by DRCOG, had three asks 1) General Funding Increase, 2) Classification as a community provider to be considered for annual inflationary increases, 3) Review adequacy of funding every five years.

Executive Director Updates

- RGN Program is being funded again for 2024! Thank you, Alyssa, at OEDIT for lobbying. Congrats Jonathan. Looking for Success Stories next.
- RTCC Mobility Manager is being funded for 2024, thanks to CDOT. The Job Posting for position is live right now, Open till Oct 27th. Clarify new role.
- IMTPR split being recommended by CDOT to TC (rel. to MM position).
- DOLA has funded Community Metrics Project, waiting on OEDIT, TBD for timelines and requests to circulate survey tool. Expecting White Paper first Quarter of 2024 from Insights Collective on results.
- Working closely with Regions 10 and 9 on transitioning regional middle mile projects into one entity with different governance. Project THOR Transition. Is contracting with Kissinger and Fellman and CTC for initial analysis of options in the form of White Paper comparing current structures to what has been done elsewhere, and what options exist in the legal landscape of Colorado. The schedule is to get a list of options from the initial work. To agree upon WHICH one or two of those options the stakeholders prefer over the winter. So that when the DOLA grant is announced in the Spring, the three regions can move forward with the same vendors (or bid) to outline exactly HOW merging the regional networks under one business and governance model would work. Jon is actively coordinating with DOLA and CBO, and will be applying to DOLA for next step analysis with same consultant team with Council blessing.
- Council voted by acclamation to allow Jon to apply to DOLA's December Cycle for the Western Slope Middle Mile Study/Plan (above) to cover the proposals from KF and CTC that were in the packet (\$325,000). He said the intent was to apply for a no match grant. Jon has spoken with Chantal and with Regional Rep Kate about this in concept. He noted that pre-work on that study was being funded by the three regions and was currently underway in preparation for that Grant submittal.

PRESENTATION: Megan Lawson, Headwaters Economics on The Amenity Trap report

Megan Lawson, Ph.D., presented Mitigating the Amenity Trap, How destination communities are managing rapid growth. You may find additional information at: <https://headwaterseconomics.org/outdoor-recreation/amenity-trap/>. If you have information on your jurisdiction you would like to share with Headwaters Economics, you may email Megan@headwaterseconomics.org. You may find additional information at: [Headwaterseconomics.org](https://headwaterseconomics.org)

Announcing release of 2023 Workforce Housing Report

Jon provided a sneak peek of the 2024 Workforce Housing Report which is expected to be ready for release next week. The program includes CAST and NWCCOG matrix, STR matrix, individual community overviews, etc.

2024 Budget and 2023 Revised Budget

Jon provided a summary from the detailed Budget Workshop which was held on October 18th. A Budget Memo is provided in the October Council Packet which includes highlights from questions that were asked at the Workshop. The

Draft 2024 Budget and 2023 Revised Budget are available on our website. Approval for the budget will be requested at the December Council meeting. <https://www.nwccog.org/about/people/our-council/council-resources/>

Congressional Updates

Matt Kireker, Sen. Bennet – 1. We are on the verge of a government shutdown on 11/17/23 however a House Speaker was finally found; now the representatives will need to agree on a budget. 2. The Farm Bill was passed in 2018 for 5-years; it is now lapsed. If an extension bill is not agreed on soon, there will be noticeable consumer expenses attributed to the loss of subsidies. 3. Appropriation Bills may need to be moved forward on one-by-one basis.

Janeth Stancel, Sen. Hickenlooper – The announcement of the House Speaker is good however there is a lot in question with the potential government shutdown. TechHub announced it is awarding funding to Boulder company which will have a good economic benefit for Colorado and also has an education component. 54M received for the Low-Income Home Energy Assistance Program. Mt Evans has been renamed Mt. Blue Sky.

Adjournment

M/S: Alyssa Shenk /Michael Buccino adjourned the NWCCOG Council meeting at 11:39AM

Passed: Yes

Alyssa Shenk, NWCCOG Council Chair

Date



ENERGY PROGRAM INVENTORY MANAGEMENT POLICY

PO Box 2308 • 249 Warren Ave • Silverthorne, CO 80498 • 970-468-0295
Fax 970-468-1208 • www.nwccog.org

Date Adopted:	December 7, 2023	Date Revised:	
Note:	This Policy is Referenced in NWCCOG Procurement Policy.		
Updated By:	Energy Program Director, Warehouse Manager, Energy Finance Manager, NWCCOG Finance Director		

INTRODUCTION

This policy is intended to provide procedures and guidelines for inventory management within the Energy Program.

ORDERING:

The Warehouse Manager orders inventory. Due to certain specialized equipment, special orders may be placed for beneficial electrification items by the BE Specialist. If the Warehouse Manager is out of the office or otherwise unable to place an order, the Director or Program Manager may function as an alternate.

Process for ordering:

- A Purchase Order (PO) is written by the employee placing the inventory order. The PO must include item description, number of units, accounting code, location of delivery, and employee initials.
- The PO matches the order exactly and is used to cross-check against delivery slips and invoices.

RECEIVING:

Inventory is delivered to three locations (Silverthorne, Gypsum, Rifle). Delivery is determined based on the order.

Receiving a shipment:

- When a packing slip is available, Energy Program staff compare the items received to the packing slip to ensure all items are received. If no packing slip is received, the Warehouse Manager may give verbal approval or provide a PO for comparison.
- Once all items are accounted for, the packing slip is signed, dated, and scanned to the Warehouse Manager and the Energy Finance Office. They are then filed electronically.
- The Warehouse Manager cross checks the packing slip against the PO to ensure accuracy. Some orders arrive in multiple shipments, therefore there may be multiple packing slips per order/PO. The Warehouse Manager is responsible for tracking any outstanding items.
- Wrong Items and Damaged Items: If a wrong item or damaged item is delivered, the delivery is refused, and the reason is noted on the bill of lading. The Warehouse Manager is responsible for contacting the vendor and correcting the order.

Entering inventory into FileMaker:

- The Warehouse Manager is responsible for entering all inventory items into FileMaker.
- Once an invoice has been received, the Warehouse Manager will enter inventory into FileMaker, including number of units and price per unit. FileMaker uses a FIFO (First In First Out) system, meaning that inventory items will be expensed at the price at which they are received.

Transfers:

- The Warehouse Manager is the only person permitted to transfer inventory stock from one location to another.
- Transfers are made and tracked in FileMaker.

Accepting Donations:

- The Energy Program accepts donated inventory items if they are eligible for use as determined by State and Federal Guidelines.
- Value of donations shall be determined by the Warehouse Manager based on current retail pricing. The donor will be provided with the appropriate donation receipt by the Energy Finance Team.
- Donated items will be entered into FileMaker by the Warehouse Manager as a zero dollar per unit value. This ensures that when the item is used, no expense will be recorded and therefore no reimbursement of State or Federal funds will be requested.

ACCOUNTS PAYABLE:

- Invoices are received via mail or email by the Energy Finance Office.
- Invoices are matched to PO's and packing slips by the Energy Finance Team. For an invoice to be approved, it must match the PO and packing slip. Sometimes, there might be multiple invoices per PO.
- The Energy Finance Team approves invoices with signature/initial, date and accounting code.
- Approved invoices are sent to the Warehouse Manager for entry into FileMaker.
- Invoices are paid by the Accountant weekly. The Energy Program Director approves invoices and AP summaries before checks are released.

COUNTING:

- Physical inventory counts are conducted quarterly.
- All field staff participate in physical counts. Units are counted and totals are recorded on physical count sheets. Physical count sheets are then collected and scanned to the Warehouse Manager.
- Program Managers will have inventory for all active jobs updated in FileMaker at time of physical count.
- The Warehouse Manager will have FileMaker updated for all received inventory invoices at time of physical count with accurate quantities, pricing, and office location.
- The Warehouse Manager compiles count and totals per each location.
- After total counts are compiled, the Warehouse Manager enters an adjustment into FileMaker reflecting accurate quantities, pricing, and office location per inventory item.
- Items are not tracked individually in QuickBooks; all inventory-related transactions occur in FileMaker. After FileMaker is adjusted, the Energy Finance Manager prints a FileMaker inventory count and total valuation report. A corresponding journal entry is then made in QuickBooks to reconcile the asset value.

Variances:

- An acceptable threshold for physical count variances is +/- \$5,000. If the results of the physical count vary more than \$5,000 in total cost, counts must be reviewed.
- The Warehouse Manager and Energy Finance Manager will review significant discrepancies and determine if a recount is needed. All adjustments made to the original count will be documented and filed electronically.

Removing old items from inventory:

- In the event that policy changes and new items are required, the Energy Program is allowed to use all existing inventory stock prior to using new items.
- In the rare event that an item is declared obsolete or defective, it shall be disposed of by the Warehouse Manager according to State Guidelines and charged to the job when applicable. The disposal will be documented including date, number of items removed, and signature. The Energy Program does not require a specific form for this. Records shall be saved electronically.

USAGE:

- All Energy staff are authorized to remove inventory from a warehouse. Items are removed as needed for work done on jobs.
- Energy Program trucks contain a rolling stock of commonly used items. Occasionally, extra inventory stock is stored temporarily on the trucks while work is being done on the job. Unused items are either added to rolling stock or returned to the warehouse.
- Inventory use is tracked on FileMaker. Program Managers are responsible for ensuring that inventory usage per job is accurately documented in FileMaker prior to the job receiving a final inspection.
- Total inventory expenses are determined by job reports in FileMaker and are then recorded in QuickBooks monthly by the Energy Finance Manager. Reports are saved electronically.
- The Energy Program Manager reviews all closed job inventory expenditures on a monthly basis.
- All involved staff are responsible for identifying and correcting errors in a timely manner.

Northwest Colorado Council of Governments
List of Bills by Class
October 2023

	Type	Date	Name	Amount
* COG PROGRAM FUNDS				
30124 - VINTAGE 23/24				
36024 - NWCCOG Matching				
	Credit Card Charge	10/30/2023	AgeWise Colorado	214.00
Total 36024 - NWCCOG Matching				214.00
34524 - HCPF Dental				
	Bill	10/31/2023	Comfort Dental Avon{LLC-P}	1,105.17
Total 34524 - HCPF Dental				1,105.17
33224 - State Services				
	Bill	10/31/2023	Grand County Rural Health Network (EFT)	4,583.33
	Bill	10/31/2023	Eagle County Public Health (EFT)	4,576.85
	Liability Check	10/01/2023	County Health Pool	2,170.08
	Credit Card Charge	10/12/2023	BASALT DENTISTRY, PC	2,000.00
	Liability Check	10/01/2023	County Health Pool	1,767.73
	Credit Card Charge	10/09/2023	Comfort Dental Silverthorne{LLP}	1,399.00
	Bill	10/31/2023	Pitkin County Adult & Family Services	1,236.64
	Bill	10/16/2023	LMR Consulting LLC (EFT)	1,050.00
	Liability Check	10/01/2023	County Health Pool	952.45
	Liability Check	10/01/2023	County Health Pool	952.45
	Liability Check	10/01/2023	County Health Pool	920.75
	Bill	10/31/2023	Holy Grounds Coffee	765.00
	Bill	10/31/2023	Grand County Rural Health Network (EFT)	708.33
	Bill	10/15/2023	Tacos El Toro LLC (W9)	660.00
	Bill	10/31/2023	Blue Linen Creative Inc.{scorp}	285.00
	Credit Card Charge	10/24/2023	Rabbit Ears Motel	109.00
	Credit Card Charge	10/12/2023	STEAMBOAT RESORT	106.46
	Bill	10/04/2023	Verizon Wireless Services	106.21
	Credit Card Charge	10/30/2023	Goodway Auto Repair LLC	100.00
	Credit Card Charge	10/17/2023	Xfinity Mobile	91.00
	Bill	10/01/2023	UNUM Life Insurance CO of America	88.37
	Bill	10/31/2023	Glassman, Jonnah (v)	82.53
	Credit Card Charge	10/11/2023	ZOOM.US	69.98
	Bill	10/01/2023	UNUM Life Insurance CO of America	62.63
	Bill	10/01/2023	UNUM Life Insurance CO of America	60.85
	Bill	10/01/2023	UNUM Life Insurance CO of America	58.25
	Bill	10/01/2023	UNUM Life Insurance CO of America	55.41
	Credit Card Charge	10/16/2023	Amazon.com	37.99
	Credit Card Charge	10/21/2023	FiveRR	37.32
	Credit Card Charge	10/03/2023	MailChimp	20.00
	Credit Card Charge	10/22/2023	Xfinity Mobile	16.10
	Credit Card Charge	10/09/2023	Rabbit Ears Motel	15.99
	Credit Card Charge	10/20/2023	CANVA	12.95
	Credit Card Charge	10/27/2023	Target	10.82
	Credit Card Charge	10/09/2023	Rabbit Ears Motel	
Total 33224 - State Services				25,169.47
33124 - State Admin				
	Bill	10/01/2023	Chocolate Software, LLC{scorp}	3,000.00
	Bill	10/31/2023	Wex Bank	168.82
Total 33124 - State Admin				3,168.82
32624 - Homestead Admin				
	Credit Card Charge	10/27/2023	Steamboat Coffee Roasters-v	99.00
	Credit Card Charge	10/19/2023	Xfinity Mobile	28.10
	Credit Card Charge	10/24/2023	Amazon.com	13.97
Total 32624 - Homestead Admin				141.07
32524 - Homestead Exemption				
	Bill	10/31/2023	[REDACTED]	1,000.00
	Bill	10/31/2023	[REDACTED]	550.20
	Bill	10/31/2023	[REDACTED]	514.83
	Bill	10/31/2023	Pine Grove Dental Arts	500.00
	Bill	10/31/2023	[REDACTED]	450.00
	Bill	10/25/2023	[REDACTED]	385.00
	Bill	10/31/2023	[REDACTED]	335.36
	Bill	10/25/2023	[REDACTED]	330.00
	Bill	10/31/2023	[REDACTED]	292.13
	Bill	10/25/2023	[REDACTED]	280.00
	Bill	10/31/2023	[REDACTED]	275.00
	Bill	10/31/2023	[REDACTED]	251.52
	Bill	10/31/2023	[REDACTED]	210.00
	Bill	10/11/2023	[REDACTED]	205.00
	Bill	10/31/2023	[REDACTED]	176.85
	Bill	10/25/2023	[REDACTED]	175.00

	Type	Date	Name	Amount
	Bill	10/31/2023		172.92
	Bill	10/31/2023		162.47
	Bill	10/25/2023		125.00
	Bill	10/31/2023		120.00
	Bill	10/31/2023	Grand County Home Care {EFT}	120.00
	Bill	10/31/2023		116.41
	Bill	10/31/2023		108.07
	Bill	10/31/2023		100.00
	Bill	10/31/2023		90.00
	Bill	10/31/2023	Kremmling Dental PLLC(scorp)	88.00
	Bill	10/31/2023		78.60
	Bill	10/31/2023	Peak Home Care, LLC(i)	70.00
	Bill	10/31/2023		65.43
	Bill	10/31/2023		62.23
	Bill	10/31/2023		60.00
Total 32524 - Homestead Exemption				7,470.02
31624 - Part E				
	Bill	10/31/2023		2,000.00
	Bill	10/31/2023		495.00
	Bill	10/31/2023		440.00
	Bill	10/25/2023		400.00
	Bill	10/31/2023		387.49
	Bill	10/31/2023		309.23
	Bill	10/31/2023		270.00
	Bill	10/31/2023		212.21
	Bill	10/31/2023		161.13
	Bill	10/31/2023		105.00
	Bill	10/31/2023		77.50
	Bill	10/31/2023		12.02
	Bill	10/31/2023		
Total 31624 - Part E				4,869.58
31424 - Part C-2				
	Bill	10/31/2023		2,115.00
	Bill	10/31/2023	Pitkin County Senior Services	1,595.55
Total 31424 - Part C-2				3,710.55
31324 - Part C-1				
	Bill	10/31/2023	Eagle County Public Health {EFT}	14,534.43
	Bill	10/31/2023	Pitkin County Senior Services	13,527.31
	Bill	10/31/2023	Eagle County Public Health {EFT}	1,352.49
	Bill	10/31/2023		600.00
	Bill	10/31/2023		200.00
Total 31324 - Part C-1				30,214.23
31124 - Part B				
	Bill	10/31/2023	Alpine Legal Services Inc. {EFT}	1,802.42
	Bill	10/31/2023	Colorado Legal Services (v){501(c)3	759.74
	Bill	10/31/2023		727.50
	Credit Card Charge	10/30/2023	Copy Copy INC	225.30
	Bill	10/31/2023		187.50
	Credit Card Charge	10/30/2023	US Postal Service	24.79
Total 31124 - Part B				3,727.25
Total 30124 - VINTAGE 23/24				79,790.16
4023 - WX 23/24				
46000 - HB1105 OP				
	Bill	10/11/2023	Winair Co Grand Junction	1,685.66
	Credit Card Charge	10/16/2023	LOWES	828.00
	Credit Card Charge	10/05/2023	LOWES	270.22
	Credit Card Charge	10/04/2023	LOWES	181.14
	Credit Card Charge	10/11/2023	Ace Hardware	154.14
	Credit Card Charge	10/07/2023	Town of Silt{vendor}	140.00
	Credit Card Charge	10/11/2023	Ace Hardware	133.92
	Credit Card Charge	10/05/2023	LOWES	90.38
	Credit Card Charge	10/04/2023	Valley Lumber Co	51.51
	Credit Card Charge	10/12/2023	Ace Hardware	30.98
	Credit Card Charge	10/04/2023	HY-WAY Feed and Ranch Supply	10.14
	Credit Card Charge	10/06/2023	LOWES	9.98
	Credit Card Charge	10/07/2023	Town of Silt{vendor}	4.25
Total 46000 - HB1105 OP				3,590.32
42000 - LEAP OP				
	Bill	10/01/2023	BHW Associates	2,634.08
	Bill	10/01/2023	Phoenix Commercial Center Association	234.66
	Credit Card Charge	10/04/2023	Mountain top electric	205.00
	Bill	10/01/2023	UNUM Life Insurance CO of America	34.76
	Bill	10/01/2023	UNUM Life Insurance CO of America	30.28

40000 - DOE OP

Type	Date	Name	Amount
Credit Card Charge	10/13/2023	Indeed	333.44
Bill	10/06/2023	Piedmont Plastics	300.00
Bill	10/12/2023	Piedmont Plastics	300.00
Bill	10/20/2023	AM Conservation Group, Inc	295.20
Bill	10/11/2023	Goodway Auto Repair LLC	282.04
Credit Card Charge	10/23/2023	Ace Hardware	274.90
Credit Card Charge	10/03/2023	Stagecoach Electric	266.27
Credit Card Charge	10/25/2023	LOWES	261.73
Credit Card Charge	10/03/2023	LOWES	255.38
Credit Card Charge	10/03/2023	Home Depot	254.72
Bill	10/20/2023	Grainger	238.89
Credit Card Charge	10/12/2023	Comfort Inn {vendor}	237.10
Credit Card Charge	10/09/2023	Comfort Inn {vendor}	237.10
Check	10/04/2023	Enterprise Fleet Management	220.04
Bill	10/23/2023	Home Depot Pro	219.88
Credit Card Charge	10/11/2023	Best Western	205.44
Credit Card Charge	10/11/2023	Best Western	205.44
Credit Card Charge	10/11/2023	Best Western	205.44
Credit Card Charge	10/11/2023	Best Western	205.44
Bill	10/05/2023	Quill Corporation	201.59
Credit Card Charge	10/03/2023	Valley Lumber Co	196.75
Credit Card Charge	10/01/2023	Indeed	193.92
Credit Card Charge	10/18/2023	LOWES	162.93
Credit Card Charge	10/03/2023	Alwaysmountaintime	160.00
Bill	10/18/2023	Grainger	159.26
Bill	10/13/2023	Winair Co Grand Junction	157.17
Bill	10/12/2023	CR Laurence	156.17
Bill	10/23/2023	Home Depot Pro	151.04
Bill	10/20/2023	Wright, William {v}	131.30
Credit Card Charge	10/12/2023	LOWES	125.06
Bill	10/16/2023	Pye Barker Fire & Safety	121.60
Credit Card Charge	10/23/2023	Valley Lumber Co	103.24
Bill	10/20/2023	Comcast {EFT}	101.67
Bill	10/06/2023	Xcel Energy {EFT}	101.07
Credit Card Charge	10/30/2023	LOWES	91.99
Credit Card Charge	10/19/2023	Charles D Jones Co	90.00
Bill	10/19/2023	Holy Cross Energy {EFT}	87.73
Credit Card Charge	10/16/2023	Columbine Ford	86.96
Credit Card Charge	10/16/2023	Columbine Ford	86.15
Credit Card Charge	10/03/2023	Samuelson True Value	84.74
Credit Card Charge	10/18/2023	Cambria Hotel	82.94
Credit Card Charge	10/18/2023	Cambria Hotel	82.94
Credit Card Charge	10/18/2023	Cambria Hotel	82.94
Credit Card Charge	10/10/2023	ANTLERS HOTEL	82.56
Bill	10/20/2023	Grainger	79.63
Credit Card Charge	10/11/2023	CORPORATE TRANSLATE	79.35
Credit Card Charge	10/16/2023	Columbine Ford	72.72
Bill	10/10/2023	Home Depot Pro	72.38
Credit Card Charge	10/18/2023	Home Depot	70.55
Credit Card Charge	10/16/2023	Columbine Ford	70.01
Credit Card Charge	10/11/2023	Rabbit Ears Motel	69.76
Credit Card Charge	10/25/2023	Valley Lumber Co	66.01
Credit Card Charge	10/04/2023	City of Aspen {vendor}	60.54
Credit Card Charge	10/17/2023	Eagle County Building Dept.	60.00
Liability Check	10/01/2023	County Health Pool	59.99
Bill	10/01/2023	UNUM Life Insurance CO of America	59.72
Credit Card Charge	10/09/2023	LOWES	59.46
Credit Card Charge	10/08/2023	LOWES	57.57
Liability Check	10/01/2023	County Health Pool	55.86
Bill	10/03/2023	Justin Wiseman	54.52
Credit Card Charge	10/17/2023	LOWES	53.73
Credit Card Charge	10/09/2023	LOWES	49.23
Credit Card Charge	10/13/2023	LOWES	48.60
Bill	10/01/2023	UNUM Life Insurance CO of America	46.82
Bill	10/01/2023	UNUM Life Insurance CO of America	44.19
Credit Card Charge	10/16/2023	Glenwood Springs Ford	43.75
Credit Card Charge	10/06/2023	Thia Chili Bistro	41.58
Credit Card Charge	10/12/2023	BIG R	41.04
Bill	10/01/2023	UNUM Life Insurance CO of America	40.36
Bill	10/01/2023	UNUM Life Insurance CO of America	40.04
Bill	10/01/2023	UNUM Life Insurance CO of America	39.92
Credit Card Charge	10/05/2023	LOWES	39.67
Bill	10/30/2023	Summit County Signs and Engraving	38.84
Credit Card Charge	10/19/2023	Chargepoint	38.40

Type	Date	Name	Amount
Bill	10/01/2023	UNUM Life Insurance CO of America	37.46
Credit Card Charge	10/03/2023	Samuelson True Value	37.43
Bill	10/01/2023	UNUM Life Insurance CO of America	37.27
Bill	10/01/2023	UNUM Life Insurance CO of America	37.09
Bill	10/01/2023	UNUM Life Insurance CO of America	37.09
Bill	10/01/2023	UNUM Life Insurance CO of America	36.82
Bill	10/01/2023	UNUM Life Insurance CO of America	35.91
Credit Card Charge	10/18/2023	LOWES	35.80
Bill	10/01/2023	UNUM Life Insurance CO of America	35.37
Bill	10/19/2023	Holy Cross Energy (EFT)	34.18
Credit Card Charge	10/23/2023	LOWES	33.79
Bill	10/01/2023	UNUM Life Insurance CO of America	33.09
Credit Card Charge	10/09/2023	LOWES	32.99
Bill	10/10/2023	Black Hills Energy (EFT)	32.79
Credit Card Charge	10/18/2023	Home Depot	32.44
Bill	10/03/2023	Town of Gypsum{vendor}	31.79
Bill	10/01/2023	UNUM Life Insurance CO of America	31.69
Bill	10/01/2023	UNUM Life Insurance CO of America	31.45
Bill	10/01/2023	UNUM Life Insurance CO of America	30.82
Credit Card Charge	10/11/2023	Breckenridge Building Center	30.71
Bill	10/01/2023	UNUM Life Insurance CO of America	30.54
Bill	10/03/2023	Rocky Mountain Drinking Water	29.93
Bill	10/01/2023	UNUM Life Insurance CO of America	29.73
Bill	10/01/2023	UNUM Life Insurance CO of America	29.08
Bill	10/01/2023	UNUM Life Insurance CO of America	28.26
Bill	10/20/2023	Home Depot Pro	27.60
Credit Card Charge	10/06/2023	LOWES	27.16
Bill	10/01/2023	UNUM Life Insurance CO of America	26.85
Bill	10/01/2023	UNUM Life Insurance CO of America	26.18
Bill	10/01/2023	UNUM Life Insurance CO of America	26.18
Credit Card Charge	10/03/2023	Enza's Delicatessen	26.08
Credit Card Charge	10/04/2023	LOWES	25.24
Credit Card Charge	10/19/2023	LOWES	24.31
Bill	10/09/2023	Tool Country Inc.	22.38
Credit Card Charge	10/23/2023	Breckenridge Building Center	21.75
Credit Card Charge	10/19/2023	Walmart	21.21
Credit Card Charge	10/04/2023	LOWES	21.08
Credit Card Charge	10/04/2023	Murdochs Ranch Supply	20.77
Credit Card Charge	10/09/2023	Electrify America	19.74
Bill	10/06/2023	Goodway Auto Repair LLC	19.20
Credit Card Charge	10/23/2023	Chargepoint	19.20
Credit Card Charge	10/10/2023	Walmart	18.63
Credit Card Charge	10/05/2023	LOWES	18.36
Credit Card Charge	10/11/2023	LOWES	18.35
Credit Card Charge	10/03/2023	Ace Hardware	17.14
Credit Card Charge	10/09/2023	LOWES	16.60
Credit Card Charge	10/10/2023	Walmart	16.35
Credit Card Charge	10/12/2023	LOWES	16.03
Credit Card Charge	10/18/2023	Marriott	16.00
Credit Card Charge	10/19/2023	Marriott	16.00
Credit Card Charge	10/24/2023	LOWES	15.99
Credit Card Charge	10/25/2023	Target	15.57
Liability Check	10/01/2023	County Health Pool	15.36
Credit Card Charge	10/09/2023	LOWES	15.33
Credit Card Charge	10/18/2023	RIFLE TEQUILAS INC	15.23
Bill	10/23/2023	Ace Hardware Gypsum Eagle	14.71
Bill	10/11/2023	Tool Country Inc.	14.56
Credit Card Charge	10/03/2023	Amazon.com	13.42
Credit Card Charge	10/19/2023	Marriott	13.12
Credit Card Charge	10/24/2023	Chargepoint	12.80
Credit Card Charge	10/06/2023	Electrify America	11.40
Credit Card Charge	10/04/2023	Chargepoint	10.75
Credit Card Charge	10/19/2023	LOWES	10.21
Credit Card Charge	10/23/2023	LOWES	8.96
Credit Card Charge	10/09/2023	Ace Hardware	7.67
Credit Card Charge	10/19/2023	Walmart	7.02
Credit Card Charge	10/26/2023	US Postal Service	6.53
Bill	10/03/2023	Rocky Mountain Drinking Water	6.40
Credit Card Charge	10/18/2023	Chargepoint	6.40
Credit Card Charge	10/24/2023	Chargepoint	6.40
Credit Card Charge	10/26/2023	City Market	6.00
Credit Card Charge	10/17/2023	LOWES	5.43
Credit Card Charge	10/09/2023	Silverthorne Car Wash	5.28
Credit Card Charge	10/05/2023	Chargepoint	5.11

	Type	Date	Name	Amount
	Credit Card Charge	10/03/2023	Tesla Electric Company LLC	4.35
	Credit Card Charge	10/18/2023	LOWES	3.51
	Credit Card Charge	10/24/2023	CBI Records Ck-Net	2.56
	Credit Card Charge	10/16/2023	CBI Records Ck-Net	2.56
	Credit Card Charge	10/16/2023	CBI Records Ck-Net	2.56
	Credit Card Charge	10/04/2023	City of Aspen (vendor)	1.66
	Credit Card Charge	10/03/2023	Apple Store	0.63
	Bill	10/18/2023	AM Conservation Group, Inc	0.00
	Bill	10/18/2023	AM Conservation Group, Inc	
	Bill	10/19/2023	AM Conservation Group, Inc	0.00
	Bill	10/19/2023	AM Conservation Group, Inc	
	Credit Card Credit	10/02/2023	Hotel Maverick	-6.40
	Credit Card Credit	10/02/2023	Hotel Maverick	-6.40
	Credit Card Credit	10/02/2023	Hotel Maverick	-6.40
	Credit Card Credit	10/05/2023	DAHL	-42.88
Total 40000 - DOE OP				65,834.55
Total 4023 - WX 23/24				80,332.09
30123 - VINTAGE 22/23				
37001 - SB-290				
	Bill	10/30/2023	Chocolate Software, LLC{scorp}	13,860.00
	Bill	10/09/2023	The Equity Project, LLC	11,000.00
	Bill	10/31/2023	Routt County Council on Aging {EFT}	6,160.73
Total 37001 - SB-290				31,020.73
Total 30123 - VINTAGE 22/23				31,020.73
1100- Regional Business				
	Bill	10/02/2023	Cornerstone Geospatial Consulting	7,800.00
	Liability Check	10/01/2023	County Health Pool	2,170.08
	Bill	10/06/2023	North Star Consulting Group {EFT}	540.00
	Credit Card Charge	10/27/2023	Nations Photo Lab LLC	423.69
	Check	10/04/2023	Enterprise Fleet Management	343.82
	Credit Card Charge	10/24/2023	Verizon Wireless Services	135.09
	Bill	10/31/2023	Wex Bank	109.81
	Credit Card Charge	10/25/2023	Best Western	103.49
	Credit Card Charge	10/06/2023	The Atlantic	76.57
	Credit Card Charge	10/17/2023	Wall Street Journal	40.12
	Credit Card Charge	10/03/2023	Costco	36.09
	Credit Card Charge	10/03/2023	Smiling Moose Deli	24.65
	Credit Card Charge	10/25/2023	Smiling Moose Deli	24.44
	Credit Card Charge	10/22/2023	New York Times Digital	20.00
	Credit Card Charge	10/02/2023	Chipotle	19.13
	Credit Card Charge	10/31/2023	Chipotle	17.23
	Credit Card Charge	10/15/2023	Washington Post	17.00
	Credit Card Charge	10/02/2023	Adobe Acropro Subs	9.99
	Credit Card Charge	10/02/2023	Dunkin Donuts	7.80
	Credit Card Charge	10/18/2023	Dunkin Donuts	6.50
	Credit Card Credit	10/13/2023	Amazon.com	-178.25
Total 1100- Regional Business				11,747.25
1200- Broadband				
	Liability Check	10/01/2023	County Health Pool	1,767.73
	Check	10/04/2023	Enterprise Fleet Management	343.82
	Bill	10/01/2023	UNUM Life Insurance CO of America	93.32
	Bill	10/31/2023	Wex Bank	75.23
	Bill	10/04/2023	Verizon Wireless Services	40.06
Total 1200- Broadband				2,320.16
1300 - Project THOR				
	Bill	10/01/2023	Mammoth Networks	30,375.00
	Bill	10/16/2023	Century Link {EFT}	19,252.41
	Bill	10/16/2023	Lumen {EFT}	16,916.42
	Bill	10/31/2023	Hye Tech LLC	7,500.00
	Bill	10/01/2023	Century Link {EFT}	6,989.31
	Bill	10/02/2023	Community Broadband Network	5,220.00
	Bill	10/01/2023	Century Link {EFT}	4,519.14
	Bill	10/01/2023	Century Link {EFT}	4,293.42
	Bill	10/01/2023	DGEB Meet Me Room, LLC	3,322.50
	Bill	10/01/2023	Lumen {EFT}	1,533.49
	Bill	10/26/2023	FedEx{vendor}	157.50
	Bill	10/11/2023	DGEB Meet Me Room, LLC	100.00
Total 1300 - Project THOR				100,179.19
2100- Elevator Inspection				
	Liability Check	10/01/2023	County Health Pool	3,116.78
	Liability Check	10/01/2023	County Health Pool	2,170.08
	Liability Check	10/01/2023	County Health Pool	2,170.08
	Liability Check	10/01/2023	County Health Pool	2,167.19
	Liability Check	10/01/2023	County Health Pool	1,767.74

Type	Date	Name	Amount
Liability Check	10/01/2023	County Health Pool	1,767.73
Liability Check	10/01/2023	County Health Pool	1,767.73
Liability Check	10/01/2023	County Health Pool	1,557.78
Bill	10/31/2023	Wex Bank	1,467.20
Bill	10/04/2023	Verizon Wireless Services	602.36
Check	10/04/2023	Enterprise Fleet Management	583.64
Check	10/04/2023	Enterprise Fleet Management	575.29
Credit Card Charge	10/18/2023	Best Western	449.16
Credit Card Charge	10/01/2023	Hotels.com	408.50
Check	10/04/2023	Enterprise Fleet Management	387.13
Check	10/04/2023	Enterprise Fleet Management	387.13
Check	10/04/2023	Enterprise Fleet Management	387.13
Check	10/04/2023	Enterprise Fleet Management	387.13
Check	10/04/2023	Enterprise Fleet Management	344.44
Credit Card Charge	10/16/2023	Best Western	323.26
Credit Card Charge	10/24/2023	LOWES	235.92
Credit Card Charge	10/18/2023	Amazon.com	169.13
Credit Card Charge	10/31/2023	RESIDENCE INN STEAMBOA	163.15
Credit Card Charge	10/25/2023	VIOC GT	118.37
Bill	10/30/2023	Quill Corporation	104.99
Bill	10/01/2023	UNUM Life Insurance CO of America	93.32
Bill	10/01/2023	UNUM Life Insurance CO of America	83.32
Bill	10/01/2023	UNUM Life Insurance CO of America	83.31
Credit Card Charge	10/12/2023	Toyota Connected Services	80.00
Bill	10/01/2023	UNUM Life Insurance CO of America	79.18
Bill	10/01/2023	UNUM Life Insurance CO of America	78.91
Credit Card Charge	10/29/2023	O'Reilly Auto Parts	70.55
Credit Card Charge	10/05/2023	Chipotle	68.71
Bill	10/01/2023	UNUM Life Insurance CO of America	63.50
Credit Card Charge	10/05/2023	Chipotle	63.40
Bill	10/01/2023	UNUM Life Insurance CO of America	62.37
Credit Card Charge	10/20/2023	Copy plus	61.18
Bill	10/01/2023	UNUM Life Insurance CO of America	53.14
Credit Card Charge	10/21/2023	Apple Store	50.99
Bill	10/01/2023	UNUM Life Insurance CO of America	49.87
Credit Card Charge	10/09/2023	Constant Contact	49.40
Credit Card Charge	10/17/2023	Laser Graphics(scorp)	45.00
Credit Card Charge	10/31/2023	Smoke House BBQ	36.62
Credit Card Charge	10/17/2023	AutoZone	34.72
Credit Card Charge	10/31/2023	Fiesta Jalisco	31.16
Credit Card Charge	10/24/2023	Blue Moon Bakery	30.20
Credit Card Charge	10/26/2023	Smoke House BBQ	28.43
Credit Card Charge	10/26/2023	Amazon.com	26.07
Credit Card Charge	10/11/2023	ORE HOUSE	25.36
Liability Check	10/01/2023	County Health Pool	24.00
Credit Card Charge	10/09/2023	White Water Express Carwash	21.00
Credit Card Charge	10/22/2023	NAPA Auto	19.95
Credit Card Charge	10/10/2023	Qdoba Mexican Grill	17.29
Credit Card Charge	10/11/2023	McDonald's	17.00
Credit Card Charge	10/27/2023	Apple Store	12.74
Credit Card Charge	10/27/2023	Stop n Save	12.44
Credit Card Charge	10/31/2023	Stop n Save	12.44
Credit Card Charge	10/26/2023	Stop n Save	12.37
Credit Card Charge	10/12/2023	McDonald's	11.59
Credit Card Charge	10/11/2023	Aspen Parking	10.54
Credit Card Charge	10/05/2023	City of Aspen (vendor)	10.00
Credit Card Charge	10/22/2023	Apple Store	9.99
Credit Card Charge	10/18/2023	Blue River Car Wash	6.00
Credit Card Charge	10/09/2023	CBI Records Ck-Net	4.00
Credit Card Charge	10/16/2023	Apple Store	2.99
Credit Card Charge	10/16/2023	Apple Store	2.99
Credit Card Charge	10/28/2023	SXM	1.50
Credit Card Credit	10/14/2023	Costco	-8.59
Credit Card Credit	10/05/2023	Chipotle	-68.71
Credit Card Credit	10/18/2023	Hotels.com	-408.50
Liability Check	10/01/2023	County Health Pool	-1,116.30
Total 2100- Elevator Inspection			23,534.48
2925 - SHIP			
Check	10/03/2023	Pilot Light, LLC	630.00
Bill	10/13/2023	Pilot Light, LLC	120.00
Total 2925 - SHIP			750.00
3700 - WaterShed Services			
3710 - 208 Planning			
Bill	10/20/2023	Joseph Cotruvo & Associates LLC	1,662.50

	Type	Date	Name	Amount
	Bill	10/06/2023	Alpine Environmental Consultants (s-corp)	1,218.75
	Bill	10/06/2023	Alpine Environmental Consultants (s-corp)	750.00
	Bill	10/07/2023	Sullivan Green Seavy, LLC	335.50
Total 3710 - 208 Planning				3,966.75
Total 3700 - WaterShed Services				3,966.75
3800- Econ Develop District				
3825 - State Demography Summit				
	Bill	10/26/2023	Biscuits and Berries	5,000.00
	Bill	10/10/2023	Open Media Foundation(501(c))	2,650.00
	Bill	10/10/2023	Arapahoe Community College	1,195.00
	Bill	10/10/2023	Allwell Rental	460.83
Total 3825 - State Demography Summit				9,305.83
3800- Econ Develop District - Other				
	Liability Check	10/01/2023	County Health Pool	2,170.08
	Bill	10/01/2023	UNUM Life Insurance CO of America	70.03
Total 3800- Econ Develop District - Other				2,240.11
Total 3800- Econ Develop District				11,545.94
4001-WX-Non Grant				
4006 - Fee for Service				
	Credit Card Charge	10/05/2023	Ace Hardware	30.97
Total 4006 - Fee for Service				30.97
4020 - ReEnergize				
	Bill	10/19/2023	The Energy Conservatory	206.76
	Bill	10/31/2023	Wex Bank	115.92
	Bill	10/19/2023	The Energy Conservatory	103.38
	Bill	10/19/2023	The Energy Conservatory	103.38
	Check	10/01/2023	Skitzo Horizon, LLC	101.20
	Bill	10/01/2023	BHW Associates	82.31
	Liability Check	10/01/2023	County Health Pool	43.40
	Liability Check	10/01/2023	County Health Pool	43.40
	Liability Check	10/01/2023	County Health Pool	43.14
	Liability Check	10/01/2023	County Health Pool	37.20
	Credit Card Charge	10/05/2023	DAHL	35.49
	Liability Check	10/01/2023	County Health Pool	35.35
	Liability Check	10/01/2023	County Health Pool	35.35
	Liability Check	10/01/2023	County Health Pool	35.35
	Liability Check	10/01/2023	County Health Pool	35.35
	Liability Check	10/01/2023	County Health Pool	35.35
	Liability Check	10/01/2023	County Health Pool	35.19
	Bill	10/04/2023	Verizon Wireless Services	30.95
	Liability Check	10/01/2023	County Health Pool	30.08
	Credit Card Charge	10/18/2023	LOWES	27.98
	Credit Card Charge	10/03/2023	Glenwood Springs Ford	27.30
	Credit Card Charge	10/16/2023	Columbine Ford	27.22
	Bill	10/02/2023	Goodway Auto Repair LLC	26.20
	Bill	10/31/2023	Home Depot Pro	23.27
	Liability Check	10/01/2023	County Health Pool	20.59
	Bill	10/12/2023	Quill Corporation	20.29
	Credit Card Charge	10/23/2023	AIRBNB (v)	19.17
	Liability Check	10/01/2023	County Health Pool	19.05
	Liability Check	10/01/2023	County Health Pool	19.05
	Liability Check	10/01/2023	County Health Pool	19.05
	Liability Check	10/01/2023	County Health Pool	19.05
	Liability Check	10/01/2023	County Health Pool	19.05
	Liability Check	10/01/2023	County Health Pool	19.05
	Liability Check	10/01/2023	County Health Pool	19.05
	Liability Check	10/01/2023	County Health Pool	19.05
	Liability Check	10/01/2023	County Health Pool	19.05
	Liability Check	10/01/2023	County Health Pool	19.05
	Liability Check	10/01/2023	County Health Pool	18.95
	Bill	10/14/2023	Amber Plains LLC	16.00
	Credit Card Charge	10/13/2023	Autonomous Inc.	13.79
	Credit Card Charge	10/14/2023	Columbine Ford	13.58
	Credit Card Charge	10/03/2023	Waste Management	11.70
	Credit Card Charge	10/30/2023	Waste Management	11.69
	Bill	10/02/2023	LMR Consulting LLC (EFT)	11.42
	Credit Card Charge	10/11/2023	Amazon.com	11.34
	Credit Card Charge	10/05/2023	Indeed	10.76
	Credit Card Charge	10/13/2023	Indeed	10.42
	Bill	10/11/2023	Goodway Auto Repair LLC	8.81
	Credit Card Charge	10/03/2023	Stagecoach Electric	8.33
	Credit Card Charge	10/25/2023	LOWES	8.18
	Credit Card Charge	10/03/2023	Home Depot	7.96
	Bill	10/20/2023	Grainger	7.46

Type	Date	Name	Amount
Credit Card Charge	10/12/2023	Comfort Inn {vendor}	7.41
Credit Card Charge	10/09/2023	Comfort Inn {vendor}	7.41
Bill	10/01/2023	Phoenix Commercial Center Association	7.34
Check	10/04/2023	Enterprise Fleet Management	6.88
Credit Card Charge	10/11/2023	Best Western	6.42
Credit Card Charge	10/11/2023	Best Western	6.42
Credit Card Charge	10/11/2023	Best Western	6.42
Credit Card Charge	10/11/2023	Best Western	6.42
Bill	10/05/2023	Quill Corporation	6.30
Credit Card Charge	10/01/2023	Indeed	6.06
Credit Card Charge	10/18/2023	LOWES	5.09
Credit Card Charge	10/03/2023	Alwaysmountaintime	5.00
Bill	10/18/2023	Grainger	4.97
Bill	10/13/2023	Winair Co Grand Junction	4.91
Bill	10/20/2023	Wright, William {v}	4.10
Credit Card Charge	10/12/2023	LOWES	3.91
Bill	10/16/2023	Pye Barker Fire & Safety	3.80
Bill	10/06/2023	Xcel Energy (EFT)	3.16
Credit Card Charge	10/30/2023	LOWES	2.88
Bill	10/19/2023	Holy Cross Energy (EFT)	2.74
Credit Card Charge	10/16/2023	Columbine Ford	2.72
Credit Card Charge	10/16/2023	Columbine Ford	2.69
Credit Card Charge	10/18/2023	Cambria Hotel	2.59
Credit Card Charge	10/18/2023	Cambria Hotel	2.59
Credit Card Charge	10/18/2023	Cambria Hotel	2.59
Credit Card Charge	10/10/2023	ANTLERS HOTEL	2.58
Bill	10/20/2023	Grainger	2.49
Credit Card Charge	10/11/2023	CORPORATE TRANSLATE	2.48
Credit Card Charge	10/16/2023	Columbine Ford	2.28
Bill	10/10/2023	Home Depot Pro	2.26
Credit Card Charge	10/18/2023	Home Depot	2.21
Credit Card Charge	10/16/2023	Columbine Ford	2.19
Credit Card Charge	10/11/2023	Rabbit Ears Motel	2.18
Credit Card Charge	10/25/2023	Valley Lumber Co	2.06
Credit Card Charge	10/04/2023	City of Aspen {vendor}	1.89
Liability Check	10/01/2023	County Health Pool	1.87
Bill	10/01/2023	UNUM Life Insurance CO of America	1.87
Credit Card Charge	10/09/2023	LOWES	1.86
Credit Card Charge	10/08/2023	LOWES	1.80
Liability Check	10/01/2023	County Health Pool	1.75
Bill	10/03/2023	Justin Wiseman	1.70
Credit Card Charge	10/17/2023	LOWES	1.68
Bill	10/20/2023	Comcast {EFT}	1.57
Credit Card Charge	10/09/2023	LOWES	1.54
Credit Card Charge	10/13/2023	LOWES	1.52
Bill	10/01/2023	UNUM Life Insurance CO of America	1.46
Bill	10/01/2023	UNUM Life Insurance CO of America	1.38
Credit Card Charge	10/16/2023	Glenwood Springs Ford	1.37
Credit Card Charge	10/06/2023	Thia Chili Bistro	1.30
Credit Card Charge	10/12/2023	BIG R	1.29
Bill	10/01/2023	UNUM Life Insurance CO of America	1.26
Bill	10/01/2023	UNUM Life Insurance CO of America	1.25
Bill	10/01/2023	UNUM Life Insurance CO of America	1.25
Credit Card Charge	10/05/2023	LOWES	1.24
Bill	10/30/2023	Summit County Signs and Engraving	1.21
Credit Card Charge	10/19/2023	Chargepoint	1.20
Bill	10/01/2023	UNUM Life Insurance CO of America	1.17
Bill	10/01/2023	UNUM Life Insurance CO of America	1.16
Bill	10/01/2023	UNUM Life Insurance CO of America	1.16
Bill	10/01/2023	UNUM Life Insurance CO of America	1.16
Bill	10/01/2023	UNUM Life Insurance CO of America	1.15
Bill	10/01/2023	UNUM Life Insurance CO of America	1.12
Credit Card Charge	10/18/2023	LOWES	1.12
Bill	10/01/2023	UNUM Life Insurance CO of America	1.11
Bill	10/01/2023	UNUM Life Insurance CO of America	1.09
Bill	10/19/2023	Holy Cross Energy (EFT)	1.07
Credit Card Charge	10/23/2023	LOWES	1.06
Bill	10/01/2023	UNUM Life Insurance CO of America	1.03
Bill	10/10/2023	Black Hills Energy (EFT)	1.03
Credit Card Charge	10/18/2023	Home Depot	1.01
Bill	10/03/2023	Town of Gypsum{vendor}	1.00
Bill	10/01/2023	UNUM Life Insurance CO of America	0.99
Bill	10/01/2023	UNUM Life Insurance CO of America	0.98
Bill	10/01/2023	UNUM Life Insurance CO of America	0.96

Type	Date	Name	Amount
Credit Card Charge	10/11/2023	Breckenridge Building Center	0.96
Bill	10/01/2023	UNUM Life Insurance CO of America	0.95
Bill	10/01/2023	UNUM Life Insurance CO of America	0.95
Bill	10/03/2023	Rocky Mountain Drinking Water	0.94
Bill	10/01/2023	UNUM Life Insurance CO of America	0.93
Bill	10/01/2023	UNUM Life Insurance CO of America	0.91
Bill	10/01/2023	UNUM Life Insurance CO of America	0.88
Bill	10/20/2023	Home Depot Pro	0.87
Bill	10/01/2023	UNUM Life Insurance CO of America	0.84
Bill	10/01/2023	UNUM Life Insurance CO of America	0.82
Bill	10/01/2023	UNUM Life Insurance CO of America	0.82
Credit Card Charge	10/03/2023	Enza's Delicatessen	0.81
Credit Card Charge	10/04/2023	LOWES	0.79
Credit Card Charge	10/19/2023	LOWES	0.76
Bill	10/09/2023	Tool Country Inc.	0.70
Credit Card Charge	10/23/2023	Breckenridge Building Center	0.68
Credit Card Charge	10/19/2023	Walmart	0.66
Credit Card Charge	10/04/2023	LOWES	0.66
Credit Card Charge	10/04/2023	Murdochs Ranch Supply	0.65
Credit Card Charge	10/09/2023	Electrify America	0.61
Bill	10/06/2023	Goodway Auto Repair LLC	0.60
Credit Card Charge	10/23/2023	Chargepoint	0.60
Credit Card Charge	10/11/2023	LOWES	0.58
Credit Card Charge	10/10/2023	Walmart	0.58
Credit Card Charge	10/09/2023	LOWES	0.52
Credit Card Charge	10/10/2023	Walmart	0.52
Credit Card Charge	10/12/2023	LOWES	0.51
Credit Card Charge	10/18/2023	Marriott	0.50
Credit Card Charge	10/19/2023	Marriott	0.50
Credit Card Charge	10/24/2023	LOWES	0.50
Liability Check	10/01/2023	County Health Pool	0.48
Credit Card Charge	10/09/2023	LOWES	0.48
Credit Card Charge	10/25/2023	Target	0.48
Credit Card Charge	10/18/2023	RIFLE TEQUILAS INC	0.47
Bill	10/23/2023	Ace Hardware Gypsum Eagle	0.46
Bill	10/11/2023	Tool Country Inc.	0.45
Credit Card Charge	10/03/2023	Amazon.com	0.42
Credit Card Charge	10/19/2023	Marriott	0.41
Credit Card Charge	10/24/2023	Chargepoint	0.40
Credit Card Charge	10/06/2023	Electrify America	0.36
Credit Card Charge	10/04/2023	Chargepoint	0.34
Credit Card Charge	10/19/2023	LOWES	0.32
Credit Card Charge	10/23/2023	LOWES	0.28
Credit Card Charge	10/09/2023	Ace Hardware	0.24
Credit Card Charge	10/19/2023	Walmart	0.22
Bill	10/03/2023	Rocky Mountain Drinking Water	0.20
Credit Card Charge	10/26/2023	US Postal Service	0.20
Credit Card Charge	10/18/2023	Chargepoint	0.20
Credit Card Charge	10/24/2023	Chargepoint	0.20
Credit Card Charge	10/26/2023	City Market	0.18
Credit Card Charge	10/17/2023	LOWES	0.17
Credit Card Charge	10/09/2023	Silverthorne Car Wash	0.16
Credit Card Charge	10/05/2023	Chargepoint	0.16
Credit Card Charge	10/03/2023	Tesla Electric Company LLC	0.14
Credit Card Charge	10/18/2023	LOWES	0.11
Credit Card Charge	10/05/2023	CO Motor Vehicles	0.09
Credit Card Charge	10/16/2023	CBI Records Ck-Net	0.08
Credit Card Charge	10/16/2023	CBI Records Ck-Net	0.08
Credit Card Charge	10/24/2023	CBI Records Ck-Net	0.08
Credit Card Charge	10/04/2023	City of Aspen (vendor)	0.05
Credit Card Charge	10/03/2023	Apple Store	0.02
Bill	10/18/2023	AM Conservation Group, Inc	
Bill	10/19/2023	AM Conservation Group, Inc	
Bill	10/25/2023	Grainger	
Bill	10/25/2023	Grainger	
Bill	10/17/2023	Home Depot Pro	
Credit Card Credit	10/02/2023	Hotel Maverick	-0.20
Credit Card Credit	10/02/2023	Hotel Maverick	-0.20
Credit Card Credit	10/02/2023	Hotel Maverick	-0.20
Bill	10/01/2023	UNUM Life Insurance CO of America	-0.89
Credit Card Credit	10/05/2023	DAHL	-1.34
Liability Check	10/01/2023	County Health Pool	-50.98
			1,911.36

Total 4020 - ReEnergize

4005 - CARE

Type	Date	Name	Amount
Bill	10/06/2023	Westland Distributing Inc	3,284.46
Bill	10/19/2023	The Energy Conservatory	2,687.88
Credit Card Charge	10/05/2023	DAHL	1,685.96
Credit Card Charge	10/05/2023	DAHL	1,675.96
Bill	10/31/2023	Wex Bank	1,506.98
Bill	10/19/2023	The Energy Conservatory	1,343.94
Bill	10/19/2023	The Energy Conservatory	1,343.94
Check	10/01/2023	Skitzo Horizon, LLC	1,315.60
Bill	10/02/2023	Charles D Jones Co	1,167.67
Bill	10/02/2023	Charles D Jones Co	1,167.67
Bill	10/01/2023	BHW Associates	1,070.10
Bill	10/26/2023	LOWES	1,003.79
Bill	10/06/2023	Westland Distributing Inc	910.63
Credit Card Charge	10/24/2023	Charles D Jones Co	802.28
Bill	10/17/2023	LOWES	666.55
Credit Card Charge	10/10/2023	Charles D Jones Co	604.19
Credit Card Charge	10/17/2023	Charles D Jones Co	593.70
Liability Check	10/01/2023	County Health Pool	564.22
Liability Check	10/01/2023	County Health Pool	564.22
Liability Check	10/01/2023	County Health Pool	560.84
Credit Card Charge	10/03/2023	LOWES	513.56
Credit Card Charge	10/11/2023	Breckenridge Building Center	503.62
Liability Check	10/01/2023	County Health Pool	483.62
Credit Card Charge	10/05/2023	DAHL	461.25
Liability Check	10/01/2023	County Health Pool	459.61
Liability Check	10/01/2023	County Health Pool	459.61
Liability Check	10/01/2023	County Health Pool	459.61
Liability Check	10/01/2023	County Health Pool	459.61
Liability Check	10/01/2023	County Health Pool	459.61
Liability Check	10/01/2023	County Health Pool	457.43
Bill	10/06/2023	Westland Distributing Inc	420.95
Bill	10/04/2023	Verizon Wireless Services	402.32
Liability Check	10/01/2023	County Health Pool	391.08
Bill	10/20/2023	Westland Distributing Inc	389.24
Bill	10/20/2023	Westland Distributing Inc	384.08
Bill	10/06/2023	Charles D Jones Co	371.04
Bill	10/06/2023	Charles D Jones Co	371.04
Credit Card Charge	10/18/2023	LOWES	363.79
Credit Card Charge	10/03/2023	Glenwood Springs Ford	354.93
Credit Card Charge	10/16/2023	Columbine Ford	353.91
Bill	10/02/2023	Goodway Auto Repair LLC	340.55
Bill	10/31/2023	Home Depot Pro	302.49
Credit Card Charge	10/25/2023	Charles D Jones Co	271.74
Bill	10/20/2023	Home Depot Pro	271.30
Liability Check	10/01/2023	County Health Pool	267.66
Bill	10/12/2023	Quill Corporation	263.71
Credit Card Charge	10/23/2023	AIRBNB (v)	249.26
Liability Check	10/01/2023	County Health Pool	247.64
Liability Check	10/01/2023	County Health Pool	247.64
Liability Check	10/01/2023	County Health Pool	247.64
Liability Check	10/01/2023	County Health Pool	247.64
Liability Check	10/01/2023	County Health Pool	247.64
Liability Check	10/01/2023	County Health Pool	247.64
Liability Check	10/01/2023	County Health Pool	247.64
Liability Check	10/01/2023	County Health Pool	247.64
Liability Check	10/01/2023	County Health Pool	247.64
Liability Check	10/01/2023	County Health Pool	246.38
Credit Card Charge	10/09/2023	LOWES	236.16
Credit Card Charge	10/19/2023	LOWES	221.88
Bill	10/14/2023	Amber Plains LLC	208.00
Credit Card Charge	10/23/2023	LOWES	194.29
Bill	10/20/2023	Westland Distributing Inc	192.04
Credit Card Charge	10/13/2023	Autonomous Inc.	179.22
Credit Card Charge	10/14/2023	Columbine Ford	176.52
Credit Card Charge	10/03/2023	Waste Management	152.13
Credit Card Charge	10/30/2023	Waste Management	151.94
Credit Card Charge	10/16/2023	LOWES	149.66
Credit Card Charge	10/12/2023	LOWES	149.25
Bill	10/02/2023	LMR Consulting LLC (EFT)	148.49
Credit Card Charge	10/11/2023	Amazon.com	147.42
Credit Card Charge	10/26/2023	Breckenridge Building Center	144.87
Credit Card Charge	10/09/2023	Ace Hardware	140.52
Credit Card Charge	10/05/2023	Indeed	139.88

Type	Date	Name	Amount
Credit Card Charge	10/13/2023	Indeed	135.46
Credit Card Charge	10/04/2023	Ace Hardware	134.79
Credit Card Charge	10/24/2023	LOWES	125.76
Bill	10/11/2023	Goodway Auto Repair LLC	114.58
Credit Card Charge	10/16/2023	Ace Hardware	112.28
Credit Card Charge	10/03/2023	Stagecoach Electric	108.17
Credit Card Charge	10/12/2023	Charles D Jones Co	107.44
Credit Card Charge	10/23/2023	Ace Hardware	106.98
Credit Card Charge	10/25/2023	LOWES	106.33
Credit Card Charge	10/17/2023	LOWES	104.18
Credit Card Charge	10/03/2023	Home Depot	103.48
Bill	10/20/2023	Westland Distributing Inc	103.32
Bill	10/20/2023	Grainger	97.05
Credit Card Charge	10/12/2023	Comfort Inn {vendor}	96.32
Credit Card Charge	10/09/2023	Comfort Inn {vendor}	96.32
Bill	10/01/2023	Phoenix Commercial Center Association	95.33
Credit Card Charge	10/05/2023	Town of Eagle {vendor}	95.00
Check	10/04/2023	Enterprise Fleet Management	89.39
Credit Card Charge	10/11/2023	Best Western	83.46
Credit Card Charge	10/11/2023	Best Western	83.46
Credit Card Charge	10/11/2023	Best Western	83.46
Credit Card Charge	10/11/2023	Best Western	83.46
Bill	10/05/2023	Quill Corporation	81.90
Credit Card Charge	10/03/2023	LOWES	79.31
Credit Card Charge	10/01/2023	Indeed	78.78
Credit Card Charge	10/04/2023	Pitkin County {v}	78.50
Bill	10/04/2023	Home Depot Pro	78.08
Bill	10/04/2023	Home Depot Pro	78.08
Bill	10/04/2023	Home Depot Pro	78.08
Bill	10/04/2023	Home Depot Pro	78.08
Bill	10/04/2023	Home Depot Pro	78.08
Bill	10/04/2023	Home Depot Pro	78.08
Credit Card Charge	10/18/2023	LOWES	66.19
Credit Card Charge	10/03/2023	Alwaysmountaintime	65.00
Bill	10/18/2023	Grainger	64.70
Bill	10/13/2023	Winair Co Grand Junction	63.85
Credit Card Charge	10/19/2023	LOWES	63.24
Credit Card Charge	10/06/2023	Town of Gypsum{vendor}	62.00
Credit Card Charge	10/12/2023	Ace Hardware	59.96
Credit Card Charge	10/25/2023	LOWES	59.78
Credit Card Charge	10/23/2023	LOWES	54.32
Bill	10/20/2023	Wright, William {v}	53.34
Credit Card Charge	10/24/2023	LOWES	53.02
Bill	10/05/2023	Westland Distributing Inc	51.36
Credit Card Charge	10/03/2023	Ace Hardware	51.09
Credit Card Charge	10/12/2023	LOWES	50.80
Credit Card Charge	10/10/2023	Charles D Jones Co	50.65
Bill	10/25/2023	Home Depot Pro	49.49
Bill	10/25/2023	Home Depot Pro	49.49
Bill	10/25/2023	Home Depot Pro	49.49
Bill	10/25/2023	Home Depot Pro	49.49
Bill	10/25/2023	Home Depot Pro	49.49
Bill	10/25/2023	Home Depot Pro	49.49
Bill	10/16/2023	Pye Barker Fire & Safety	49.40
Credit Card Charge	10/17/2023	LOWES	44.02
Credit Card Charge	10/09/2023	LOWES	41.34
Bill	10/06/2023	Xcel Energy {EFT}	41.06
Bill	10/20/2023	Comcast {EFT}	40.67
Bill	10/05/2023	Home Depot Pro	38.94
Bill	10/05/2023	Home Depot Pro	38.94
Bill	10/05/2023	Home Depot Pro	38.94
Bill	10/05/2023	Home Depot Pro	38.94
Bill	10/05/2023	Home Depot Pro	38.94
Bill	10/05/2023	Home Depot Pro	38.94
Credit Card Charge	10/23/2023	LOWES	38.60
Credit Card Charge	10/26/2023	LOWES	38.36
Credit Card Charge	10/30/2023	LOWES	37.37
Credit Card Charge	10/17/2023	LOWES	37.14
Bill	10/19/2023	Holy Cross Energy {EFT}	35.64
Credit Card Charge	10/16/2023	Columbine Ford	35.33
Credit Card Charge	10/16/2023	Columbine Ford	35.00
Bill	10/20/2023	Westland Distributing Inc	34.24
Credit Card Charge	10/18/2023	Cambria Hotel	33.70
Credit Card Charge	10/18/2023	Cambria Hotel	33.70

Type	Date	Name	Amount
Credit Card Charge	10/18/2023	Cambria Hotel	33.70
Credit Card Charge	10/10/2023	ANTLERS HOTEL	33.54
Credit Card Charge	10/03/2023	LOWES	33.30
Bill	10/20/2023	Grainger	32.35
Credit Card Charge	10/11/2023	CORPORATE TRANSLATE	32.23
Credit Card Charge	10/11/2023	Valley Lumber Co	31.07
Credit Card Charge	10/18/2023	TIMBERLINE BUILDERS SUPPL	29.98
Credit Card Charge	10/24/2023	LOWES	29.61
Credit Card Charge	10/16/2023	Columbine Ford	29.54
Bill	10/10/2023	Home Depot Pro	29.41
Credit Card Charge	10/24/2023	Ace Hardware	28.98
Credit Card Charge	10/18/2023	Home Depot	28.66
Credit Card Charge	10/16/2023	Columbine Ford	28.44
Credit Card Charge	10/11/2023	Rabbit Ears Motel	28.34
Credit Card Charge	10/09/2023	LOWES	27.98
Credit Card Charge	10/25/2023	Valley Lumber Co	26.82
Credit Card Charge	10/09/2023	Ace Hardware	25.99
Credit Card Charge	10/18/2023	City of Rifle <V>	25.00
Credit Card Charge	10/04/2023	City of Aspen (vendor)	24.60
Liability Check	10/01/2023	County Health Pool	24.37
Bill	10/01/2023	UNUM Life Insurance CO of America	24.26
Credit Card Charge	10/03/2023	LOWES	24.18
Credit Card Charge	10/09/2023	LOWES	24.15
Credit Card Charge	10/16/2023	LOWES	23.83
Credit Card Charge	10/08/2023	LOWES	23.39
Credit Card Charge	10/04/2023	Ace Hardware	23.14
Liability Check	10/01/2023	County Health Pool	22.69
Bill	10/03/2023	Justin Wiseman	22.15
Credit Card Charge	10/17/2023	LOWES	21.83
Bill	10/18/2023	Ace Hardware Gypsum Eagle	21.17
Credit Card Charge	10/09/2023	LOWES	20.00
Credit Card Charge	10/13/2023	LOWES	19.74
Bill	10/25/2023	Home Depot Pro	19.58
Bill	10/25/2023	Home Depot Pro	19.58
Bill	10/25/2023	Home Depot Pro	19.58
Bill	10/25/2023	Home Depot Pro	19.57
Bill	10/25/2023	Home Depot Pro	19.57
Bill	10/25/2023	Home Depot Pro	19.57
Bill	10/01/2023	UNUM Life Insurance CO of America	19.02
Bill	10/05/2023	Home Depot Pro	18.19
Bill	10/05/2023	Home Depot Pro	18.19
Bill	10/05/2023	Home Depot Pro	18.19
Bill	10/05/2023	Home Depot Pro	18.19
Bill	10/01/2023	UNUM Life Insurance CO of America	17.95
Credit Card Charge	10/16/2023	Glenwood Springs Ford	17.77
Bill	10/05/2023	Westland Distributing Inc	17.12
Bill	10/05/2023	Westland Distributing Inc	17.12
Credit Card Charge	10/06/2023	Thia Chili Bistro	16.89
Credit Card Charge	10/11/2023	Ace Hardware	16.68
Credit Card Charge	10/12/2023	BIG R	16.67
Bill	10/01/2023	UNUM Life Insurance CO of America	16.40
Bill	10/01/2023	UNUM Life Insurance CO of America	16.27
Bill	10/01/2023	UNUM Life Insurance CO of America	16.22
Credit Card Charge	10/05/2023	LOWES	16.11
Bill	10/30/2023	Summit County Signs and Engraving	15.78
Credit Card Charge	10/19/2023	Chargepoint	15.60
Bill	10/01/2023	UNUM Life Insurance CO of America	15.22
Bill	10/01/2023	UNUM Life Insurance CO of America	15.14
Bill	10/01/2023	UNUM Life Insurance CO of America	15.07
Bill	10/01/2023	UNUM Life Insurance CO of America	15.07
Bill	10/01/2023	UNUM Life Insurance CO of America	14.96
Bill	10/01/2023	UNUM Life Insurance CO of America	14.59
Credit Card Charge	10/18/2023	LOWES	14.54
Bill	10/01/2023	UNUM Life Insurance CO of America	14.37
Bill	10/01/2023	UNUM Life Insurance CO of America	14.12
Bill	10/19/2023	Holy Cross Energy (EFT)	13.88
Credit Card Charge	10/23/2023	LOWES	13.73
Bill	10/01/2023	UNUM Life Insurance CO of America	13.44
Bill	10/10/2023	Black Hills Energy (EFT)	13.32
Credit Card Charge	10/18/2023	Home Depot	13.18
Bill	10/03/2023	Town of Gypsum{vendor}	12.91
Bill	10/01/2023	UNUM Life Insurance CO of America	12.87
Bill	10/01/2023	UNUM Life Insurance CO of America	12.78
Bill	10/01/2023	UNUM Life Insurance CO of America	12.52

Type	Date	Name	Amount
Credit Card Charge	10/11/2023	Breckenridge Building Center	12.48
Bill	10/01/2023	UNUM Life Insurance CO of America	12.41
Bill	10/01/2023	UNUM Life Insurance CO of America	12.30
Bill	10/03/2023	Rocky Mountain Drinking Water	12.16
Bill	10/01/2023	UNUM Life Insurance CO of America	12.08
Credit Card Charge	10/04/2023	Charles D Jones Co	11.87
Bill	10/01/2023	UNUM Life Insurance CO of America	11.81
Bill	10/01/2023	UNUM Life Insurance CO of America	11.48
Bill	10/20/2023	Home Depot Pro	11.21
Bill	10/01/2023	UNUM Life Insurance CO of America	10.91
Bill	10/01/2023	UNUM Life Insurance CO of America	10.64
Bill	10/01/2023	UNUM Life Insurance CO of America	10.64
Credit Card Charge	10/03/2023	Enza's Delicatessen	10.60
Credit Card Charge	10/04/2023	LOWES	10.25
Credit Card Charge	10/19/2023	LOWES	9.87
Bill	10/09/2023	Tool Country Inc.	9.09
Credit Card Charge	10/27/2023	Ace Hardware	8.99
Credit Card Charge	10/23/2023	Breckenridge Building Center	8.83
Credit Card Charge	10/19/2023	Walmart	8.62
Credit Card Charge	10/04/2023	LOWES	8.56
Credit Card Charge	10/04/2023	Murdochs Ranch Supply	8.44
Credit Card Charge	10/09/2023	Electrify America	8.02
Bill	10/06/2023	Goodway Auto Repair LLC	7.80
Credit Card Charge	10/23/2023	Chargepoint	7.80
Credit Card Charge	10/23/2023	LOWES	7.68
Credit Card Charge	10/10/2023	Walmart	7.57
Credit Card Charge	10/11/2023	LOWES	7.45
Credit Card Charge	10/09/2023	LOWES	6.74
Credit Card Charge	10/26/2023	LOWES	6.68
Credit Card Charge	10/10/2023	Walmart	6.64
Credit Card Charge	10/12/2023	LOWES	6.51
Credit Card Charge	10/18/2023	Marriott	6.50
Credit Card Charge	10/19/2023	Marriott	6.50
Credit Card Charge	10/24/2023	LOWES	6.49
Credit Card Charge	10/25/2023	Target	6.33
Liability Check	10/01/2023	County Health Pool	6.24
Credit Card Charge	10/09/2023	LOWES	6.23
Credit Card Charge	10/18/2023	RIFLE TEQUILAS INC	6.19
Bill	10/23/2023	Ace Hardware Gypsum Eagle	5.98
Bill	10/11/2023	Tool Country Inc.	5.92
Credit Card Charge	10/03/2023	Amazon.com	5.45
Credit Card Charge	10/19/2023	Marriott	5.33
Credit Card Charge	10/24/2023	Chargepoint	5.20
Credit Card Charge	10/06/2023	Electrify America	4.63
Credit Card Charge	10/04/2023	Chargepoint	4.37
Credit Card Charge	10/19/2023	LOWES	4.15
Credit Card Charge	10/23/2023	LOWES	3.64
Credit Card Charge	10/09/2023	Ace Hardware	3.12
Credit Card Charge	10/19/2023	Walmart	2.85
Credit Card Charge	10/26/2023	US Postal Service	2.65
Bill	10/03/2023	Rocky Mountain Drinking Water	2.60
Credit Card Charge	10/18/2023	Chargepoint	2.60
Credit Card Charge	10/24/2023	Chargepoint	2.60
Credit Card Charge	10/26/2023	City Market	2.44
Credit Card Charge	10/17/2023	LOWES	2.20
Credit Card Charge	10/09/2023	Silverthorne Car Wash	2.15
Credit Card Charge	10/05/2023	Chargepoint	2.08
Credit Card Charge	10/03/2023	Tesla Electric Company LLC	1.77
Credit Card Charge	10/18/2023	LOWES	1.42
Credit Card Charge	10/05/2023	CO Motor Vehicles	1.23
Credit Card Charge	10/16/2023	CBI Records Ck-Net	1.04
Credit Card Charge	10/16/2023	CBI Records Ck-Net	1.04
Credit Card Charge	10/24/2023	CBI Records Ck-Net	1.04
Credit Card Charge	10/04/2023	City of Aspen (vendor)	0.68
Credit Card Charge	10/03/2023	Apple Store	0.26
Bill	10/18/2023	AM Conservation Group, Inc	
Bill	10/19/2023	AM Conservation Group, Inc	
Bill	10/25/2023	Grainger	
Bill	10/25/2023	Grainger	
Bill	10/24/2023	Service Partners	0.00
Credit Card Credit	10/02/2023	Hotel Maverick	-2.60
Credit Card Credit	10/02/2023	Hotel Maverick	-2.60
Credit Card Credit	10/02/2023	Hotel Maverick	-2.60
Bill	10/01/2023	UNUM Life Insurance CO of America	-11.52

	Type	Date	Name	Amount
	Credit Card Credit	10/05/2023	DAHL	-17.42
	Credit	10/15/2023	LOWES	-47.50
	Credit Card Credit	10/03/2023	LOWES	-522.00
	Liability Check	10/01/2023	County Health Pool	-662.69
	Credit	10/15/2023	LOWES	-806.55
Total 4005 - CARE				45,366.22
4009 - NEEP				
	Credit Card Charge	10/04/2023	Ace Hardware	102.95
	Credit Card Charge	10/09/2023	Ace Hardware	91.97
	Credit Card Charge	10/05/2023	LOWES	68.98
	Credit Card Charge	10/12/2023	Ace Hardware	26.37
Total 4009 - NEEP				290.27
4010 - CIP				
	Bill	10/25/2023	Grainger	1,205.80
	Bill	10/19/2023	The Energy Conservatory	827.04
	Bill	10/31/2023	Wex Bank	463.68
	Bill	10/19/2023	The Energy Conservatory	413.52
	Bill	10/19/2023	The Energy Conservatory	413.52
	Check	10/01/2023	Skitzo Horizon, LLC	404.80
	Bill	10/08/2023	KJB Electric, LLC	375.00
	Bill	10/01/2023	BHW Associates	329.26
	Liability Check	10/01/2023	County Health Pool	173.61
	Liability Check	10/01/2023	County Health Pool	173.61
	Liability Check	10/01/2023	County Health Pool	172.57
	Liability Check	10/01/2023	County Health Pool	148.81
	Credit Card Charge	10/05/2023	DAHL	141.92
	Liability Check	10/01/2023	County Health Pool	141.42
	Liability Check	10/01/2023	County Health Pool	141.42
	Liability Check	10/01/2023	County Health Pool	141.42
	Liability Check	10/01/2023	County Health Pool	141.42
	Liability Check	10/01/2023	County Health Pool	141.42
	Liability Check	10/01/2023	County Health Pool	140.75
	Bill	10/04/2023	Verizon Wireless Services	123.79
	Liability Check	10/01/2023	County Health Pool	120.33
	Credit Card Charge	10/18/2023	LOWES	111.94
	Credit Card Charge	10/03/2023	Glenwood Springs Ford	109.21
	Credit Card Charge	10/16/2023	Columbine Ford	108.89
	Bill	10/02/2023	Goodway Auto Repair LLC	104.78
	Credit Card Charge	10/25/2023	Clear Creek County Building Dept	103.02
	Bill	10/31/2023	Home Depot Pro	93.07
	Liability Check	10/01/2023	County Health Pool	82.36
	Bill	10/12/2023	Quill Corporation	81.14
	Credit Card Charge	10/23/2023	AIRBNB (v)	76.70
	Liability Check	10/01/2023	County Health Pool	76.20
	Liability Check	10/01/2023	County Health Pool	76.20
	Liability Check	10/01/2023	County Health Pool	76.20
	Liability Check	10/01/2023	County Health Pool	76.20
	Liability Check	10/01/2023	County Health Pool	76.20
	Liability Check	10/01/2023	County Health Pool	76.20
	Liability Check	10/01/2023	County Health Pool	76.20
	Liability Check	10/01/2023	County Health Pool	76.20
	Liability Check	10/01/2023	County Health Pool	76.20
	Liability Check	10/01/2023	County Health Pool	75.81
	Bill	10/14/2023	Amber Plains LLC	64.00
	Credit Card Charge	10/13/2023	Autonomous Inc.	55.14
	Credit Card Charge	10/14/2023	Columbine Ford	54.31
	Credit Card Charge	10/03/2023	Waste Management	46.81
	Credit Card Charge	10/30/2023	Waste Management	46.75
	Bill	10/02/2023	LMR Consulting LLC (EFT)	45.69
	Credit Card Charge	10/11/2023	Amazon.com	45.36
	Credit Card Charge	10/05/2023	Indeed	43.04
	Credit Card Charge	10/13/2023	Indeed	41.68
	Bill	10/25/2023	Grainger	35.67
	Bill	10/11/2023	Goodway Auto Repair LLC	35.26
	Credit Card Charge	10/03/2023	Stagecoach Electric	33.28
	Credit Card Charge	10/25/2023	LOWES	32.72
	Credit Card Charge	10/03/2023	Home Depot	31.84
	Bill	10/20/2023	Grainger	29.86
	Credit Card Charge	10/12/2023	Comfort Inn (vendor)	29.64
	Credit Card Charge	10/09/2023	Comfort Inn (vendor)	29.64
	Bill	10/01/2023	Phoenix Commercial Center Association	29.33
	Check	10/04/2023	Enterprise Fleet Management	27.51
	Credit Card Charge	10/11/2023	Best Western	25.68

Type	Date	Name	Amount
Credit Card Charge	10/11/2023	Best Western	25.68
Credit Card Charge	10/11/2023	Best Western	25.68
Credit Card Charge	10/11/2023	Best Western	25.68
Bill	10/05/2023	Quill Corporation	25.20
Credit Card Charge	10/01/2023	Indeed	24.24
Credit Card Charge	10/18/2023	LOWES	20.37
Credit Card Charge	10/03/2023	Alwaysmountaintime	20.00
Bill	10/18/2023	Grainger	19.91
Bill	10/13/2023	Winair Co Grand Junction	19.65
Bill	10/20/2023	Wright, William {v}	16.41
Credit Card Charge	10/12/2023	LOWES	15.63
Bill	10/16/2023	Pye Barker Fire & Safety	15.20
Bill	10/06/2023	Xcel Energy {EFT}	12.63
Bill	10/20/2023	Comcast {EFT}	12.51
Credit Card Charge	10/30/2023	LOWES	11.50
Bill	10/19/2023	Holy Cross Energy {EFT}	10.97
Credit Card Charge	10/16/2023	Columbine Ford	10.87
Credit Card Charge	10/16/2023	Columbine Ford	10.77
Credit Card Charge	10/18/2023	Cambria Hotel	10.37
Credit Card Charge	10/18/2023	Cambria Hotel	10.37
Credit Card Charge	10/18/2023	Cambria Hotel	10.37
Credit Card Charge	10/10/2023	ANTLERS HOTEL	10.32
Bill	10/20/2023	Grainger	9.95
Credit Card Charge	10/11/2023	CORPORATE TRANSLATE	9.92
Credit Card Charge	10/16/2023	Columbine Ford	9.09
Bill	10/10/2023	Home Depot Pro	9.05
Credit Card Charge	10/18/2023	Home Depot	8.82
Credit Card Charge	10/16/2023	Columbine Ford	8.75
Credit Card Charge	10/11/2023	Rabbit Ears Motel	8.72
Credit Card Charge	10/25/2023	Valley Lumber Co	8.25
Credit Card Charge	10/04/2023	City of Aspen {vendor}	7.57
Liability Check	10/01/2023	County Health Pool	7.50
Bill	10/01/2023	UNUM Life Insurance CO of America	7.47
Credit Card Charge	10/09/2023	LOWES	7.43
Credit Card Charge	10/08/2023	LOWES	7.20
Liability Check	10/01/2023	County Health Pool	6.98
Bill	10/03/2023	Justin Wiseman	6.81
Credit Card Charge	10/17/2023	LOWES	6.72
Credit Card Charge	10/09/2023	LOWES	6.15
Credit Card Charge	10/13/2023	LOWES	6.08
Bill	10/01/2023	UNUM Life Insurance CO of America	5.85
Bill	10/01/2023	UNUM Life Insurance CO of America	5.52
Credit Card Charge	10/16/2023	Glenwood Springs Ford	5.47
Credit Card Charge	10/06/2023	Thia Chili Bistro	5.20
Credit Card Charge	10/12/2023	BIG R	5.13
Bill	10/01/2023	UNUM Life Insurance CO of America	5.04
Bill	10/01/2023	UNUM Life Insurance CO of America	5.01
Bill	10/01/2023	UNUM Life Insurance CO of America	4.99
Credit Card Charge	10/05/2023	LOWES	4.96
Bill	10/30/2023	Summit County Signs and Engraving	4.86
Credit Card Charge	10/19/2023	Chargepoint	4.80
Bill	10/01/2023	UNUM Life Insurance CO of America	4.68
Bill	10/01/2023	UNUM Life Insurance CO of America	4.66
Bill	10/01/2023	UNUM Life Insurance CO of America	4.64
Bill	10/01/2023	UNUM Life Insurance CO of America	4.64
Bill	10/01/2023	UNUM Life Insurance CO of America	4.60
Bill	10/01/2023	UNUM Life Insurance CO of America	4.49
Credit Card Charge	10/18/2023	LOWES	4.48
Bill	10/01/2023	UNUM Life Insurance CO of America	4.42
Bill	10/01/2023	UNUM Life Insurance CO of America	4.34
Bill	10/19/2023	Holy Cross Energy {EFT}	4.27
Credit Card Charge	10/23/2023	LOWES	4.22
Bill	10/01/2023	UNUM Life Insurance CO of America	4.14
Bill	10/10/2023	Black Hills Energy {EFT}	4.10
Credit Card Charge	10/18/2023	Home Depot	4.06
Bill	10/03/2023	Town of Gypsum{vendor}	3.97
Bill	10/01/2023	UNUM Life Insurance CO of America	3.96
Bill	10/01/2023	UNUM Life Insurance CO of America	3.93
Bill	10/01/2023	UNUM Life Insurance CO of America	3.85
Credit Card Charge	10/11/2023	Breckenridge Building Center	3.84
Bill	10/01/2023	UNUM Life Insurance CO of America	3.82
Bill	10/01/2023	UNUM Life Insurance CO of America	3.78
Bill	10/03/2023	Rocky Mountain Drinking Water	3.74
Bill	10/01/2023	UNUM Life Insurance CO of America	3.72

Type	Date	Name	Amount
Bill	10/01/2023	UNUM Life Insurance CO of America	3.64
Bill	10/01/2023	UNUM Life Insurance CO of America	3.53
Bill	10/20/2023	Home Depot Pro	3.45
Bill	10/01/2023	UNUM Life Insurance CO of America	3.36
Bill	10/01/2023	UNUM Life Insurance CO of America	3.27
Bill	10/01/2023	UNUM Life Insurance CO of America	3.27
Credit Card Charge	10/03/2023	Enza's Delicatessen	3.26
Credit Card Charge	10/04/2023	LOWES	3.16
Credit Card Charge	10/19/2023	LOWES	3.04
Bill	10/09/2023	Tool Country Inc.	2.80
Credit Card Charge	10/23/2023	Breckenridge Building Center	2.72
Credit Card Charge	10/19/2023	Walmart	2.65
Credit Card Charge	10/04/2023	LOWES	2.63
Credit Card Charge	10/04/2023	Murdochs Ranch Supply	2.60
Credit Card Charge	10/09/2023	Electrify America	2.47
Bill	10/06/2023	Goodway Auto Repair LLC	2.40
Credit Card Charge	10/23/2023	Chargepoint	2.40
Credit Card Charge	10/10/2023	Walmart	2.33
Credit Card Charge	10/11/2023	LOWES	2.29
Credit Card Charge	10/09/2023	LOWES	2.08
Credit Card Charge	10/10/2023	Walmart	2.04
Credit Card Charge	10/12/2023	LOWES	2.00
Credit Card Charge	10/18/2023	Marriott	2.00
Credit Card Charge	10/19/2023	Marriott	2.00
Credit Card Charge	10/24/2023	LOWES	2.00
Credit Card Charge	10/25/2023	Target	1.95
Liability Check	10/01/2023	County Health Pool	1.92
Credit Card Charge	10/09/2023	LOWES	1.92
Credit Card Charge	10/18/2023	RIFLE TEQUILAS INC	1.90
Bill	10/23/2023	Ace Hardware Gypsum Eagle	1.84
Bill	10/11/2023	Tool Country Inc.	1.82
Credit Card Charge	10/03/2023	Amazon.com	1.68
Credit Card Charge	10/19/2023	Marriott	1.64
Credit Card Charge	10/24/2023	Chargepoint	1.60
Credit Card Charge	10/06/2023	Electrify America	1.42
Credit Card Charge	10/04/2023	Chargepoint	1.34
Credit Card Charge	10/19/2023	LOWES	1.28
Credit Card Charge	10/23/2023	LOWES	1.12
Credit Card Charge	10/09/2023	Ace Hardware	0.96
Credit Card Charge	10/19/2023	Walmart	0.88
Credit Card Charge	10/26/2023	US Postal Service	0.82
Bill	10/03/2023	Rocky Mountain Drinking Water	0.80
Credit Card Charge	10/18/2023	Chargepoint	0.80
Credit Card Charge	10/24/2023	Chargepoint	0.80
Credit Card Charge	10/26/2023	City Market	0.75
Credit Card Charge	10/17/2023	LOWES	0.68
Credit Card Charge	10/09/2023	Silverthorne Car Wash	0.66
Credit Card Charge	10/05/2023	Chargepoint	0.64
Credit Card Charge	10/03/2023	Tesla Electric Company LLC	0.54
Credit Card Charge	10/18/2023	LOWES	0.44
Credit Card Charge	10/05/2023	CO Motor Vehicles	0.38
Credit Card Charge	10/16/2023	CBI Records Ck-Net	0.32
Credit Card Charge	10/16/2023	CBI Records Ck-Net	0.32
Credit Card Charge	10/24/2023	CBI Records Ck-Net	0.32
Credit Card Charge	10/04/2023	City of Aspen (vendor)	0.21
Credit Card Charge	10/03/2023	Apple Store	0.08
Bill	10/18/2023	AM Conservation Group, Inc	
Bill	10/19/2023	AM Conservation Group, Inc	
Bill	10/25/2023	Grainger	
Bill	10/25/2023	Grainger	
Bill	10/17/2023	Home Depot Pro	
Credit Card Credit	10/02/2023	Hotel Maverick	-0.80
Credit Card Credit	10/02/2023	Hotel Maverick	-0.80
Credit Card Credit	10/02/2023	Hotel Maverick	-0.80
Bill	10/01/2023	UNUM Life Insurance CO of America	-3.55
Credit Card Credit	10/05/2023	DAHL	-5.36
Liability Check	10/01/2023	County Health Pool	-203.90
			9,371.22
Total 4010 - CIP			
4015 - BEECH			
Bill	10/17/2023	Home Depot Pro	1,060.50
Bill	10/17/2023	Home Depot Pro	1,060.50
Bill	10/27/2023	Home Depot Pro	165.46
Bill	10/27/2023	Home Depot Pro	165.46
Bill	10/27/2023	Home Depot Pro	165.46

	Type	Date	Name	Amount
	Bill	10/27/2023	Home Depot Pro	165.46
	Bill	10/27/2023	Home Depot Pro	165.46
Total 4015 - BEECH				2,948.30
Total 4001-WX-Non Grant				59,918.34
6100- Homeland Security				
6120 - SHSG 2020				
	Bill	10/19/2023	GoliathTech LLC {Ind}	95.00
Total 6120 - SHSG 2020				95.00
6121 - SHSG 2021				
	Bill	10/31/2023	Evergreen Consultants, LLC (EFT)	2,502.00
Total 6121 - SHSG 2021				2,502.00
Total 6100- Homeland Security				2,597.00
6600-HCC Health Care Coalition				
6623 - HCC 2023-2024				
	Bill	10/31/2023	C Flores Consulting LLC (EFT)	8,777.60
	Bill	10/31/2023	Steve Hilley dba HCC CA LCC	3,657.33
	Bill	10/31/2023	Scheele, Olivia (EFT)	1,120.00
	Bill	10/31/2023	C Flores Consulting LLC (EFT)	675.84
	Bill	10/31/2023	Steve Hilley dba HCC CA LCC	145.00
	Bill	10/18/2023	Hammer, Bryan	103.75
	Bill	10/31/2023	Steve Hilley dba HCC CA LCC	27.54
Total 6623 - HCC 2023-2024				14,507.06
Total 6600-HCC Health Care Coalition				14,507.06
RTCC Group				
5310 - Mobility Manager				
	Bill	10/06/2023	North Star Consulting Group (EFT)	2,437.50
Total 5310 - Mobility Manager				2,437.50
Total RTCC Group				2,437.50
Total * COG PROGRAM FUNDS				424,646.65
5000- EXTERNAL PROGRAMS				
5100- QQ				
	Bill	10/31/2023	Fresh Morning Consulting (EFT)	6,512.64
	Bill	10/07/2023	Sullivan Green Seavy, LLC	5,927.97
	Bill	10/06/2023	Alpine Environmental Consultants (s-corp)	1,537.50
	Bill	10/31/2023	Fresh Morning Consulting (EFT)	109.84
Total 5100- QQ				14,087.95
5110- Wild & Scenic				
	Bill	10/20/2023	Matrix Design Group	20,756.61
	Bill	10/31/2023	Fountainhead Consulting LLC(EFT)	2,337.00
	Bill	10/01/2023	Fountainhead Consulting LLC(EFT)	2,110.24
	Bill	10/16/2023	Grand County Water Information Network	1,375.42
	Bill	10/31/2023	Ecological Resource Consultants, LLC	386.50
Total 5110- Wild & Scenic				26,965.77
Total 5000- EXTERNAL PROGRAMS				41,053.72
8800- Northwest Loan Fund				
	Check	10/04/2023	Colorado Housing and Finance Authority	2,260.00
	Credit Card Charge	10/12/2023	HOTEL INDIGO SILVERTHORN	1,480.00
	Check	10/25/2023	FoS Consulting, LLC	1,355.00
	Liability Check	10/01/2023	County Health Pool	940.45
	Credit Card Charge	10/24/2023	Big O Tires	815.04
	Credit Card Charge	10/19/2023	Hampton Inn (vendor)	590.06
	Credit Card Charge	10/03/2023	Nordic Lodge	554.77
	Credit Card Charge	10/20/2023	Courtyard Marriot	371.10
	Bill	10/31/2023	Walter, Becky (v)	240.00
	Credit Card Charge	10/11/2023	KUCU TEQUILA BISTRO	229.96
	Credit Card Charge	10/11/2023	COLORADO BBQ FRISCO	200.96
	Bill	10/31/2023	Wex Bank	198.85
	Credit Card Charge	10/19/2023	Residence Inn Glenwood	165.60
	Credit Card Charge	10/12/2023	All Events and Catering LLC(ind)	112.50
	Credit Card Charge	10/02/2023	Best Western	107.00
	Bill	10/04/2023	Verizon Wireless Services	102.98
	Credit Card Charge	10/14/2023	Big O Tires	100.00
	Credit Card Charge	10/05/2023	River Rock Cafe & Antlers Inn	89.00
	Bill	10/01/2023	UNUM Life Insurance CO of America	88.53
	Credit Card Charge	10/18/2023	Bin 707 Food Bar	80.39
	Bill	10/13/2023	Business Incubator Center	71.00
	Credit Card Charge	10/16/2023	Bin 707 Food Bar	69.83
	Credit Card Charge	10/20/2023	The Pullman	54.11
	Credit Card Charge	10/25/2023	Experian	53.98
	Credit Card Charge	10/03/2023	The Laundry	51.36
	Credit Card Charge	10/20/2023	Juicy Lucy's Steakhouse	50.63
	Credit Card Charge	10/04/2023	PRIMROSE	41.61
	Credit Card Charge	10/06/2023	AUTOWASHGOLDENRIDGE	39.99
	Credit Card Charge	10/07/2023	Pepe Osaka	39.27

	Type	Date	Name	Amount
	Credit Card Charge	10/20/2023	Amazon.com	33.94
	Credit Card Charge	10/11/2023	Timberline Craft Kitchen & Cocktails	32.01
	Credit Card Charge	10/06/2023	Country Ace Hardware	31.13
	Credit Card Charge	10/21/2023	SWEET COLORADOUGH	30.90
	Check	10/11/2023	Guaranteed Title Group	28.00
	Credit Card Charge	10/02/2023	Ann's	27.00
	Credit Card Charge	10/01/2023	Google LLC	24.00
	Credit Card Charge	10/05/2023	Winonas	22.78
	Credit Card Charge	10/05/2023	Community AG Alliance	21.78
	Credit Card Charge	10/20/2023	CO Motor Vehicles	19.17
	Credit Card Charge	10/04/2023	Creekside Cafe	18.79
	Credit Card Charge	10/01/2023	KALADI COFFEE ROASTERS	18.00
	Credit Card Charge	10/19/2023	DREAM CAFE GRAND JUNCTION	17.50
	Credit Card Charge	10/11/2023	Enza's Delicatessen	16.55
	Credit Card Charge	10/02/2023	Rollin' Street Bakery	15.67
	Credit Card Charge	10/03/2023	PRODIGAL SONS COFFEE	14.90
	Credit Card Charge	10/03/2023	Natural Grocers	12.49
	Credit Card Charge	10/31/2023	All Events and Catering LLC(ind)	9.59
	Credit Card Charge	10/05/2023	Smell That Bread	8.11
	Credit Card Charge	10/28/2023	Secretary of State	8.00
	Credit Card Charge	10/11/2023	Enza's Delicatessen	7.96
	Credit Card Charge	10/03/2023	Apple Store	0.99
	Check	10/11/2023	FoS Consulting, LLC	0.00
	Credit Card Credit	10/05/2023	Nordic Lodge	-56.77
Total 8800- Northwest Loan Fund				10,916.46
9000- Internal Service Funds				
9100 - Indirect				
	Bill	10/01/2023	Axiom Group (EFT)	5,585.00
	Bill	10/19/2023	Employers Council	3,600.00
	Bill	10/28/2023	Axiom Group (EFT)	2,602.60
	Liability Check	10/01/2023	County Health Pool	1,506.23
	Bill	10/07/2023	Sullivan Green Seavy, LLC	1,494.50
	Bill	10/01/2023	Emburse	1,050.80
	Liability Check	10/01/2023	County Health Pool	952.45
	Liability Check	10/01/2023	County Health Pool	840.25
	Bill	10/11/2023	Tandem Design Lab(ind)	750.00
	Bill	10/12/2023	Xerox	435.00
	Credit Card Charge	10/01/2023	Google LLC	417.60
	Bill	10/24/2023	Tandem Design Lab(ind)	290.00
	Bill	10/04/2023	Verizon Wireless Services	272.08
	Bill	10/25/2023	Clifton Larson Allen LLP (partner)	262.50
	Bill	10/01/2023	Summit County Govt	192.00
	Bill	10/31/2023	Steve Hilley dba HCC CA LCC	189.98
	Credit Card Charge	10/09/2023	Swift	144.00
	Bill	10/03/2023	Xcel Energy (EFT)	132.32
	Credit Card Charge	10/27/2023	ZOOM.US	117.29
	Credit Card Charge	10/10/2023	Colorado Marketplace	104.12
	Credit Card Charge	10/26/2023	Colorado Marketplace	101.68
	Bill	10/03/2023	Rocky Mountain Drinking Water	93.53
	Bill	10/01/2023	UNUM Life Insurance CO of America	93.32
	Credit Card Charge	10/08/2023	True Mtn Marketing	79.00
	Credit Card Charge	10/20/2023	Costco	78.36
	Credit Card Charge	10/10/2023	Labor Law Center	77.94
	Credit Card Charge	10/23/2023	Hostgator.com	76.00
	Bill	10/01/2023	UNUM Life Insurance CO of America	74.51
	Credit Card Charge	10/23/2023	Exxon	62.04
	Credit Card Charge	10/06/2023	LOWES	56.59
	Check	10/31/2023	Employee Benefits Corporation	56.00
	Bill	10/01/2023	UNUM Life Insurance CO of America	51.13
	Bill	10/01/2023	UNUM Life Insurance CO of America	50.80
	Bill	10/01/2023	Connected Solutions Group, LLC	31.90
	Credit Card Charge	10/20/2023	Costco	29.71
	Credit Card Charge	10/18/2023	Enza's Delicatessen	26.25
	Credit Card Charge	10/09/2023	City Market	23.56
	Credit Card Charge	10/16/2023	City Market	12.20
	Credit Card Charge	10/19/2023	Target	11.92
	Credit Card Charge	10/24/2023	Secretary of State	10.00
	Credit Card Charge	10/20/2023	CO Motor Vehicles	4.36
	Liability Check	10/01/2023	County Health Pool	-0.09
	Bill	10/31/2023	Wex Bank	-83.17
Total 9100 - Indirect				21,956.26
9200 - Office Condo				
	Bill	10/01/2023	Enterprise Commercial Center Condo Assoc	1,390.57
	Bill	10/08/2023	D&L Cleaning	750.00

	Type	Date	Name	Amount
Total 9200 - Office Condo				2,140.57
9400 - Motor Pool				
	Check	10/04/2023	Enterprise Fleet Management	91.59
Total 9400 - Motor Pool				91.59
Total 9000- Internal Service Funds				24,188.42
Unclassified				
	Credit Card Charge	10/12/2023	Ace Hardware	179.98
	Credit Card Charge	10/26/2023	GoDaddy.com	33.16
	Credit Card Charge	10/25/2023	Best Western	0.00
	Credit Card Charge	10/25/2023	Best Western	0.00
	Credit Card Charge	10/25/2023	Best Western	0.00
Total unclassified				213.14
TOTAL				501,018.39

Risk Ratings Report through 11/01/2023
By Funding Source, For All Funds
Grouped by Risk Rating > Fund

LoanID	Borrower	Fund	Subfund	Loan Amount	Principal Balance	30d	30d +	60d +	90d +	120d +	150d +	180d +	Risk Rating	Rating Date	Reserve Percentage	Reserve Amount
Risk Rating: B. Watch, Fund: CDBG																
2014-0001	[REDACTED]	CDBG	CDBG-13-589	20,000.00	3,107.93								B. Watch	03/31/2020	10.00%	310.79
2017-0914	[REDACTED]	CDBG	CDBG-16-602	250,000.00	147,953.23								B. Watch	03/31/2020	10.00%	14,795.32
2018-0305	[REDACTED]	CDBG	CDBG-16-602	280,000.00	157,483.17								B. Watch	03/31/2020	10.00%	15,748.32
2018-0510	[REDACTED]	CDBG	CDBG-16-602	25,000.00	9,004.50								B. Watch	03/31/2020	10.00%	900.45
2018-0913	[REDACTED]	CDBG	CDBG-16-602	98,000.00	3,907.15								B. Watch	03/31/2020	10.00%	390.72
2019-0516-1	[REDACTED]	CDBG	CDBG-16-602	95,000.00	67,783.82								B. Watch	03/31/2020	10.00%	6,778.38
2019-0001	[REDACTED]	CDBG	CDBG-16-602	50,000.00	11,894.35								B. Watch	03/31/2020	10.00%	1,189.44
2019-1010	[REDACTED]	CDBG	CDBG-16-602	100,000.00	43,445.35								B. Watch	08/04/2022	10.00%	4,344.54
2020-0326	[REDACTED]	CDBG	CDBG-16-602	51,000.00	17,935.36								B. Watch	03/31/2020	10.00%	1,793.54
2020-0514 CDBG	[REDACTED]	CDBG	CDBG-20-630	60,000.00	48,333.70								B. Watch	07/28/2021	10.00%	4,833.37
2021-0610-3	[REDACTED]	CDBG	CDBG-20-630-Covid	75,000.00	22,270.31								B. Watch	07/28/2021	10.00%	2,227.03
2021-0708-1	[REDACTED]	CDBG	CDBG-20-630-Covid	210,000.00	168,559.29								B. Watch	01/31/2022	10.00%	16,855.93

Risk Ratings Report through 11/01/2023
By Funding Source, For All Funds
Grouped by Risk Rating > Fund

LoanID	Borrower	Fund	Subfund	Loan Amount	Principal Balance	30d	30d +	60d +	90d +	120d +	150d +	180d +	Risk Rating	Rating Date	Reserve Percentage	Reserve Amount
2021-0708-2	[REDACTED]	CDBG	CDBG-20-630-Covid	80,000.00	67,551.41	858.33							B. Watch	08/10/2021	10.00%	6,755.14
2022-0113-2	[REDACTED]	CDBG	CDBG-20-630	250,000.00	218,331.25								B. Watch	02/16/2022	10.00%	21,833.13
2022-0714 CDBG	[REDACTED]	CDBG	CDBG-20-630	60,000.00	51,304.79	50.75							B. Watch	08/04/2022	10.00%	5,130.48
2023-0206	[REDACTED]	CDBG	CDBG-20-630	18,700.00	15,557.97								B. Watch	02/23/2023	10.00%	1,555.80
2023-0209	[REDACTED]	CDBG	CDBG-20-630	100,000.00	95,360.86								B. Watch	02/16/2023	10.00%	9,536.09
2023-0511 CDBG	[REDACTED]	CDBG	CDBG-20-630	80,000.00	77,080.89	63.85							B. Watch	05/16/2023	10.00%	7,708.09
2023-0713 CDBG	[REDACTED]	CDBG	CDBG-20-630	60,000.00	59,787.34								B. Watch	07/22/2023	10.00%	5,978.73
B. Watch - CDBG: 19 loans				1,962,700.00	1,286,652.67											128,665.29
Risk Rating: B. Watch, Fund: Energize Loans																
2021-0311-E	[REDACTED]	Energize Loans	Energize Loans	20,000.00	3,629.92								B. Watch	06/02/2021	10.00%	362.99
2021-0311-E2	[REDACTED]	Energize Loans	Energize Loans	20,000.00	4,215.76								B. Watch	06/02/2021	10.00%	421.58
B. Watch - Energize Loans: 2 loans				40,000.00	7,845.68											784.57
Risk Rating: B. Watch, Fund: Forest Service Loan Fund																
2022-0714 FSLF	[REDACTED]	Forest Service Loan Fund	Forest Service Loan Fund	132,650.00	113,278.85	112.75							B. Watch	08/04/2022	10.00%	11,327.89
2023-0511-FSLF	[REDACTED]	Forest Service Loan Fund	Forest Service Loan Fund	300,000.00	289,053.35	239.44							B. Watch	05/16/2023	10.00%	28,905.34
B. Watch - Forest Service Loan Fund: 2 loans				432,650.00	402,332.20											40,233.23
Risk Rating: B. Watch, Fund: Revolved																
2019-0516-1R	[REDACTED]	Revolved	Revolved	295,000.00	225,507.68								B. Watch	03/31/2020	10.00%	22,550.77

Risk Ratings Report through 11/01/2023
By Funding Source, For All Funds
Grouped by Risk Rating > Fund

LoanID	Borrower	Fund	Subfund	Loan Amount	Principal Balance	30d	30d +	60d +	90d +	120d +	150d +	180d +	Risk Rating	Rating Date	Reserve Percentage	Reserve Amount
2019-0925		Revolved	Revolved	13,580.00	671.06	13.36	333.00	333.00					B. Watch	03/31/2020	10.00%	67.11
2019-1216		Revolved	Revolved	50,000.00	34,628.94								B. Watch	03/31/2020	10.00%	3,462.89
2020-0330		Revolved	Revolved	100,000.00	34,952.51								B. Watch	03/31/2020	10.00%	3,495.25
2020-0514 R		Revolved	Revolved	110,000.00	88,061.23								B. Watch	07/28/2021	10.00%	8,806.12
2021-0610- 2		Revolved	Revolved	54,000.00	20,540.90								B. Watch	01/10/2022	10.00%	2,054.09
2021-1014- 2		Revolved	Revolved	56,000.00	49,242.77	603.00	603.00	150.75					B. Watch	11/08/2021	10.00%	4,924.28
2022-0714 R		Revolved	Revolved	40,000.00	34,158.52	34.00							B. Watch	08/04/2022	10.00%	3,415.85
2023-0413- 2 R		Revolved	Revolved	46,428.00	46,197.87								B. Watch	04/28/2023	10.00%	4,619.79
2023-0511- R		Revolved	Revolved	185,000.00	177,356.78	163.62							B. Watch	05/16/2023	10.00%	17,735.68
2023-0713 R		Revolved	Revolved	1,800.00	1,791.86								B. Watch	07/22/2023	10.00%	179.19
B. Watch - Revolved: 11 loans				951,808.00	713,110.12											71,311.02
B. Watch: 34 loans				3,387,158.00	2,409,940.67											240,994.11
Risk Rating: L. Probable Loss, Fund: CDBG																
2020-0331		CDBG	CDBG-16-602	60,000.00	54,000.00	606.00	606.00	606.00	606.00	606.00	606.00	5,514.00	L. Probable Loss	01/10/2022	100.00%	54,000.00
L. Probable Loss - CDBG: 1 loans				60,000.00	54,000.00											54,000.00

Risk Ratings Report through 11/01/2023
By Funding Source, For All Funds
Grouped by Risk Rating > Fund

LoanID	Borrower	Fund	Subfund	Loan Amount	Principal Balance	30d	30d +	60d +	90d +	120d +	150d +	180d +	Risk Rating	Rating Date	Reserve Percentage	Reserve Amount
Risk Rating: L. Probable Loss, Fund: Energize Loans																
2021-0408E	██████████	Energize Loans	Energize Loans	20,000.00	6,890.03	617.94	617.94	617.94	617.94	617.94	617.94		L. Probable Loss	11/01/2023	100.00%	6,890.03
L. Probable Loss - Energize Loans: 1 loans				20,000.00	6,890.03											6,890.03
L. Probable Loss: 2 loans				80,000.00	60,890.03											60,890.03
Risk Rating: A. Satisfactory , Fund: CDBG																
2020-0910a	██████████	CDBG	CDBG-20-630	60,000.00	22,357.37								A. Satisfactory	10/15/2020	1.00%	223.57
2021-0311	██████████	CDBG	CDBG-20-630-Covid	40,000.00	2,669.33								A. Satisfactory	04/21/2021	1.00%	26.69
2021-0408-2	██████████	CDBG	CDBG-20-630	200,000.00	163,808.79								A. Satisfactory	07/19/2021	1.00%	1,638.09
2021-0610-1	██████████	CDBG	CDBG-20-630-Covid	93,000.00	72,752.57								A. Satisfactory	06/24/2021	1.00%	727.53
2023-0413	██████████	CDBG	CDBG-20-630-Covid	300,000.00	297,134.90								A. Satisfactory	05/05/2023	1.00%	2,971.35
A. Satisfactory - CDBG: 5 loans				693,000.00	558,722.96											5,587.23
Risk Rating: A. Satisfactory , Fund: Revolved																
2021-1014-1	██████████	Revolved	Revolved	243,000.00	205,947.77								A. Satisfactory	11/09/2021	1.00%	2,059.48
2021-1116	██████████	Revolved	Revolved	40,000.00	25,836.89								A. Satisfactory	01/10/2022	1.00%	258.37
2023-0608	██████████	Revolved	Revolved	80,000.00	58,162.98								A. Satisfactory	06/08/2023	1.00%	581.63
2023-0713-1	██████████	Revolved	Revolved	400,000.00	400,000.00								A. Satisfactory	08/01/2023	1.00%	4,000.00
A. Satisfactory - Revolved: 4 loans				763,000.00	689,947.64											6,899.48
Risk Rating: A. Satisfactory , Fund: State OEDIT																

Risk Ratings Report through 11/01/2023
By Funding Source, For All Funds
Grouped by Risk Rating > Fund

LoanID	Borrower	Fund	Subfund	Loan Amount	Principal Balance	30d	30d +	60d +	90d +	120d +	150d +	180d +	Risk Rating	Rating Date	Reserve Percentage	Reserve Amount
2020-0910b		State OEDIT	OEDIT-2017	30,000.00	11,178.99								A. Satisfactory	10/15/2020	1.00%	111.79
A. Satisfactory - State OEDIT: 1 loans				30,000.00	11,178.99											111.79
A. Satisfactory : 10 loans				1,486,000.00	1,259,849.59											12,598.50
Risk Rating: F. Foreclosure, Fund: CDBG																
2022-0113		CDBG	CDBG-20-630-Covid	80,000.00	64,908.64	1,520.00	1,520.00	1,520.00	1,520.00	1,520.00	1,520.00		F. Foreclosure	09/08/2023	80.00%	51,926.91
F. Foreclosure - CDBG: 1 loans				80,000.00	64,908.64											51,926.91
Risk Rating: F. Foreclosure, Fund: Revolved																
2019-0910		Revolved	Revolved	79,500.00	71,098.27	855.00	855.00	855.00	855.00	855.00	855.00	2,565.00	F. Foreclosure	01/10/2022	80.00%	56,878.62
2022-0113-R9		Revolved	Revolved	50,000.00	40,636.23								F. Foreclosure	11/01/2023	80.00%	32,508.98
F. Foreclosure - Revolved: 2 loans				129,500.00	111,734.50											89,387.60
F. Foreclosure: 3 loans				209,500.00	176,643.14											141,314.51
Report total: 49 loans				5,162,658.00	3,907,323.43											455,797.15

Portfolio Summary Report -- ACTIVE ACCOUNTS
By Master Loan
(All transactions)

11/01/2023 08 54 AM

Page 1 of 2

LoanID	Borrower	Close Date	Loan Amount	Principal Balance	Cumulative Pmts		Latest Pmts		Periods Past Due							Days Past
					Principal	Interest	Amount	Date	30d	30d +	60d +	90d +	120d +	150d +	180d +	
2019-0910		10/09/2019	79,500 00	71,098 27	8,401.73	10,159 27	241 50	03/22/2023	855 00	855 00	855 00	855 00	855 00	855 00	2,565 00	180 +
2020-0331		04/04/2020	60,000 00	54,000 00	6,000 00		6,000 00	02/15/2023	606 00	606 00	606 00	606 00	606 00	606 00	5,514 00	180 +
2022-0113		01/20/2022	80,000 00	64,908 64	15,091 36	3,690 59	1,520 00	03/28/2023	1,520 00	1,520 00	1,520 00	1,520 00	1,520 00	1,520 00		150 +
2014-0313		05/05/2014	20,000 00	3,107 93	16,892 07	5,718 67	215 34	10/16/2023								< 30
2018-0510		03/20/2020	25,000 00	9,004 50	15,995 50	1,967 50	460 00	10/04/2023								< 30
2022-0113-2		02/16/2022	250,000 00	218,331 25	31,668.75	19,955 25	2,868 00	09/25/2023								< 30
2021-1116		11/18/2021	40,000 00	25,836 89	14,163.11	3,316 89	760 00	10/06/2023								< 30
2018-0305		06/18/2018	280,000 00	157,483.17	122,516 83	54,183.17	4,400 00	07/24/2023								< 30
2019-0516-1		05/20/2019	95,000 00	67,783 82	27,216.18	17,208 22	1,130 00	08/04/2023								< 30
2019-0516-1R		05/20/2019	295,000 00	225,507 68	69,492 32	53,519 68	3,618 00	07/24/2023								< 30
2017-0914		08/04/2018	250,000 00	147,953 23	102,046 55	49,984 55	2,818 00	10/05/2023								< 30
2019-1216		12/19/2019	50,000 00	34,628 94	15,371 06	6,830.44	570 00	10/05/2023								< 30
2020-0330		04/02/2020	100,000 00	34,952 51	15,047.49	4,499.41	502 00	10/05/2023								< 30
2021-1014-2		11/08/2021	56,000 00	49,242.77	6,757 23	5,152 02	603 00	09/20/2023	603 00	603 00	150.75					60 +
2023-0206		02/23/2023	18,700 00	15,557 97	3,142 03	1,057 97	600 00	10/16/2023								< 30
2023-0713		07/22/2023	61,800 00	61,579 20	220 80	1,079 20	1,300 00	09/28/2023								< 30
2021-1014-1		11/09/2021	243,000 00	205,947.77	37,052 23	23,123.77	2,817 60	10/16/2023								< 30
2021-0708-1		01/31/2022	210,000 00	168,559 29	41,440.71	15,759 29	2,600 00	09/05/2023								< 30
2018-0913		09/24/2018	98,000 00	3,907.15	94,092 85	14,037.15	1,966 00	10/05/2023								< 30
2023-0713-1		08/01/2001	400,000 00	400,000 00		3,193.15	3,193.15	10/05/2023								< 30
2022-0714		07/28/2022	232,650 00	198,742.16	33,907 84	17,244 66	3,950 00	10/03/2023	197 50							< 30
2023-0511		05/16/2023	565,000 00	543,491 02	21,508 98	15,376 35	9,338 06	10/03/2023	466 91							< 30
2021-0708-2		08/10/2021	80,000 00	67,551.41	12,448 59	8,108.41	858 33	09/06/2023	858 33							< 30
2019-0516-2		05/29/2019	50,000 00	11,894 35	38,105 65	6,894 35	1,000 00	09/25/2023								< 30

Portfolio Summary Report -- ACTIVE ACCOUNTS
By Master Loan
(All transactions)

					Cumulative Pmts		Latest Pmts		Periods Past Due							
LoanID	Borrower	Close Date	Loan Amount	Principal Balance	Principal	Interest	Amount	Date	30d	30d +	60d +	90d +	120d +	150d +	180d +	Days Past
2020-0326		03/30/2020	51,000 00	17,935 36	33,064 64	3,935 36	1,000 00	09/25/2023								< 30
2023-0608		06/08/2023	80,000 00	58,162 98	1,837 02	1,162 98	1,000 00	09/25/2023								< 30
2022-0113-R9		01/25/2022	50,000 00	40,636 23	9,363.77	3,143 38	3,837 92	08/04/2023								< 30
2020-0514		05/18/2020	170,000 00	136,394 93	33,605 07	27,259 06	1,500 00	09/28/2023								< 30
2021-0610-2		06/21/2021	54,000 00	20,540 90	20,172 90	3,407 62	1,025 24	09/28/2023								< 30
2021-0610-3		07/28/2021	75,000 00	22,270 31	52,729 69	5,932 81	2,256 25	09/28/2023								< 30
2021-0408-2		07/19/2021	200,000 00	163,808.79	36,191 21	17,076 29	2,048.75	10/05/2023								< 30
2021-0311-E2		06/02/2021	20,000 00	4,215.76	15,784 24	436 26	704 00	10/05/2023								< 30
2023-0209		02/16/2023	100,000 00	95,360 86	4,639.14	5,176 86	1,636 00	10/16/2023								< 30
2019-1010		11/07/2019	100,000 00	43,445 35	56,554 65	14,516 35	1,115 00	09/26/2023								< 30
2020-0910P		10/15/2020	90,000 00	33,536 36	56,463 64	9,115 51	1,717 00	10/13/2023								< 30
2021-0610-1		06/24/2021	93,000 00	72,752 57	20,247.43	9,277 83	975 08	10/13/2023								< 30
2021-0408E		05/10/2021	20,000 00	6,890 03	13,109 97	421 97	1,884.72	05/09/2023	617 94	617 94	617 94	617 94	617 94	617 94		150 +
2023-0413-2 R		04/28/2023	46,428 00	46,197 87	230.13	1,772 37	400 50	10/05/2023								< 30
2021-0311		04/21/2021	40,000 00	2,669 33	37,330 67	3,159 59	1,600 00	10/05/2023								< 30
2021-0311-E		06/02/2021	20,000 00	3,629 92	16,370 08	430 87	700 00	10/05/2023								< 30
2023-0413		05/05/2023	300,000 00	297,134 90	2,865.10	4,741 90	4,604 00	10/05/2023								< 30
2019-0925		10/15/2019	13,580 00	671 06	12,908 94	909.41	333 00	04/29/2023	13 36	333 00	333 00					60 +
Report total: 42 loans			5,162,658 00	3,907,323.43	1,172,048.15	453,936 38	81,666.44		5,738 04	4,534 94	4,082 69	3,598 94	3,598 94	3,598 94	8,079 00	



2022 NLF LOAN POLICY EXCERPT – Risk Ratings

Loan Grades and percentage of loan balance in Allowance for Loan Loss

LOAN GRADE	GUIDING DESCRIPTION	% OF LOAN BALANCE IN ALLOWANCE FOR LOAN LOSS
Satisfactory	Performing As Agreed and well secured	1%
Watch	New Loans - Non Real Estate secured	10%
Substandard	Issue with performance	30%
Doubtful	Concern for full collection	60%
Foreclosure	Foreclosure	80%
Probable Loss	Probable Loss-keep on reports until Charge-Off	100%

ALLOWANCE FOR LOAN LOSS RESERVE

The NLF will maintain an Allowance for Loan Loss (ALL) as an estimate of potential loan losses as a footnote to NLF Loans Receivable. A Colorado Housing and Finance Authority (CHFA) Credit Reserve (CCR) Account may be used as ALL and reported as a footnote to NLF Loans Receivable.

Each loan will be graded and a percentage allowance set aside for each risk class. Loan grading will be updated semi-annually with loan grades reported to the Board via Risk Rating Report.



MEMORANDUM

To: NWCCOG Council
From: Jon Stavney, Executive Director and Becky Walter, Finance Manager
Date: November 29th 2023
Re: **Adjustments to Final Budget 2024 and 2023**

Following the Budget Workshop held on October 18th and the Budget Hearing held at the October NWCCOG Council Meeting, adjustments to the budget presented at that time noted in the meeting packet Memo have been incorporated into the final budget presented for your approval at this December meeting per our By-Laws. As discussed, there were a few pending variables and a few additional items included in the final budget for your approval. Those are:

1. Elevator Inspection Program Revenues: Draft Budgeted for 2023 -- \$1,948,653 in draft budget, now projecting -- an additional \$115,600. The Revenues over Expenditures are still significant after transfers below with total before transfers at \$414,000.
2. Additional Funds: Transferred from EIP in 2023 budget to:
 - a. To Broadband: (\$57,097) p. 35 Was \$30K additional to cost share for Super Regional Middle Mile Network Analysis
 - b. To Project THOR: (\$152,000) to cover overages in Network Enhancements from DOLA grant
 - c. To Building Fund: (\$74,000) p. 14 to backfill deficit from Energy and Stair Lift Projects
3. NLF—Added revenues to 2024 to reflect two loans that just closed (repayment expected early 2024), and recategorized one loan as revolved which was shown as federal in budget (reduced revenues)
4. RTCC Budget: p. 38. Added to actual negotiated wages plus overhead (+\$25,000) and vehicle lease and R&M (+\$8,000, +\$4,000). (show use of Fund Balance)
5. Energy Program: Changed approach to payback to Building Fund of \$133,250 from loan with interest over time to lump sum this year.
6. Building Fund: This repayment from Energy made Building Fund EOY balance at \$26,000.



MEMORANDUM

To: NWCCOG Council,
From: Jon Stavney, Executive Director
Date: November 21, 2023
Re: **Northwest All Hazards Emergency Management Region Status**

During the March 2023 Council meeting, a letter dated 28 February 2023 from Chris Bornholdt, Chair of the NWAHEMR, was presented to you stating that the Northwest Region will no longer be applying for Homeland Security Grants and that NWCCOG will not act as Fiscal Agent for any future grants and that once "current grants fiscal responsibilities are complete" that NWCCOG will no longer be necessary. The letter concluded that the Chair would "coordinate grant monitoring with the ten emergency managers and will remain the contact for future correspondences." The NWAHEMR Board thereupon dissolved (though they still meet as ESF5 Functional group as Emergency Managers).

Complicating this approach is the fact that the region's contracts with the State Department of Homeland Security and Emergency Management (DSHEM) are between NWCCOG and the state, not the Board or individual counties. This means that NWCCOG, the contracting entity and Fiscal Agent, is ultimately responsible for ongoing grant compliance which includes annual monitoring. DSHEM staff has also insisted that the open grants from previous years be spent down to zero to be closed out per FEMA, so NWCCOG has been in the awkward position of working, primarily with Jackson County Sheriff's office to spend down the grants. You will recall that one year ago Jackson County notified NWCCOG that it would no longer be a paying member of NWCCOG.

Complying with the Grant Requirements and DSHEM's insistence on spending down past grants has resulted in a significant workload for our Finance Manager and for the contracted Coordinator. The former Chair of the disbanded group refused to comply or assist NWCCOG in seeking compliance, so DSHEM took the unusual step of appointing one of their staff signing powers of the chair. County Emergency Managers with equipment to be monitored have not been cooperative either. Recently, NWCCOG's Finance Manager and the Coordinator put together a spreadsheet of all the remaining grant compliance activities for the next decade which we presented to our contact at DSHEM for direction and comment. Our intent was to then share with each County what their responsibilities for grant compliance were going forward. In a call on November 20th, the State surprised us by stating that it preferred to "de-obligate" NWCCOG from all contracts and role as fiscal agent and instead find another willing party to "transfer" all projects and grant compliance responsibilities. They would like to find a fiscal agent who is interested in pursuing future funding opportunities in the Northwest All Hazards Region, which NWCCOG is not. Because DSHEM will likely be approaching counties that were participants in NWAHEMR who have equipment from the grant, Becky and I wanted to communicate the situation to the NWCCOG Council for clarity.

Until such a transfer occurs, NWCCOG Fiscal office continues to work closely with DSHEM staff in good faith to remain in compliance. Attached: February 28th Letter from Chair, spreadsheets

Questions?

NWCCOG REQUIREMENTS	Obligation	Responsibility	Description	Additional Details/Questions	2021	2024	2025	2026	2027	2028	2029	2030	2031	2032	2033	Unknown	Unknown	Unknown	Unknown	Unknown
NWCCOG Only Responsibilities																				
Chapter 1	Bilateral Agreements	NWCCOG	N/A	N/A	Since the decision to forgo continuing with the HSPF was voluntarily reached by the Subrecipients, to what extent is NWCCOG now responsible for performing on the Award Agreement?															
Chapter 5	SPRs - Section 5	NWCCOG			None	2020, 2021, 2022 Awards	2020, 2021, 2022 Awards	2022 Award												
Chapter 6	Quarterly Reporting - Section 6	NWCCOG			None	2020, 2021, 2022 Awards	2020, 2021, 2022 Awards	2022 Award												
Chapter 7 & 8	Grant Close-out - Section 7.2	NWCCOG (Close-out)			None	2020, 2021, 2022 Awards	2020 Grant Closes (May), 2021 Grant Closes (August)	2022 Award Closes (August)												
Chapter 8	Deobligation of Funds - Section 8.2, Reallocation of Unexpended Funds - Section 7.2	NWCCOG		CHSEM (Reallocation)	CHSEM has final authority over deobligated funds. Funds must be deobligated six months prior to the end of the performance period.	2020 Award - 12/1/23	2021 Award - 2/28/24	2022 Award - 2/28/25												
Chapter 11	Internal Controls	NWCCOG			None															
Avoid of Overlap with Subrecipients																				
Chapter 2 & 3, DCFPOD	Records Retention - Chapter 2 & Section 8.5, DCFPOD	NWCCOG			Three years after submission of final reports.					2019 Award	2020, 2021 Awards	2022 Award								
Chapter 9	Grants Trade - Section 9.2	NWCCOG	Subrecipient	CHSEM	Includes desk, office, and project site reviews.	Spring 2024														
Chapter 4	Procurement - Section 3 & Section 4	NWCCOG	Subrecipient		See GME Chapter 3 for Milestone Costs and Chapter 4 for Procurement details.															
Chapter 10	Equipment - Purchased - Section 10.2	NWCCOG	Subrecipient		10.2 Equipment over \$5K and the year useful life must be tagged and have a unique identifier.															
	Equipment Inventory Control - Section 10.3	NWCCOG	Subrecipient		10.3 Procedures for managing equipment until disposition.															
	Equipment Inventory Control - Section 10.3	NWCCOG	Subrecipient		10.3 Procedures for managing equipment until disposition.	Fall 2023		Fall 2025		Fall 2027		Fall 2029	Fall 2031	Fall 2033					Fall 2035	
	Section 10.7 - Change in Ownership Section 10.8 - Disposition - See Sheet 3: CHSEM Subrecipient Monitoring	NWCCOG	Subrecipient	CHSEM	10.7 Requires a transfer release form from NWCCOG. 10.8 Upon termination or completion of the award, there is a residual value of \$5000 or more in total aggregate fair market value, and if the supplies are not needed for any other Federally sponsored programs or projects, the subrecipient shall compensate the awarding agency for its share. What does the "awarding agency share" mean in terms of process and outcomes, and which entity (NWCCOG, the Subrecipients, or CHSEM) is responsible for determining if the "supplies are not needed for any other Federally sponsored programs or projects"?															



NORTHWEST ALL-HAZARD EMERGENCY MANAGEMENT REGION

28th February 2023

NWAHEMR's Future,

The NWR will no longer be applying for Homeland Security grants as a region. Individual agencies within the NWR may apply for the grant as long as they are willing to be the fiscal agent for the entire grant period. No more than two agencies can apply in a single year. We will no longer be using NWCCOG as our fiscal agent for any future grants. Once the current grants fiscal responsibilities are completed with the state NWCCOG's services will be terminated. The NWAHEMR will meet as part of the NWR ESF5 meeting to discuss any business as it may arise. The NWAHEMR Chair will coordinate all grant monitoring with the ten Emergency Manager's and will remain the contact for all future correspondence.

As a ten county region we all agree to the statements above.

Chris Bornholdt

NWAHEMR Chair

November 29, 2023

Greg Sheehan, Utah State Director
Bureau of Land Management (BLM)
440 West 200 South, Suite 500
Salt Lake City, UT 84101



Re: BLM Environmental Review of Wildcat Loadout Expansion

Dear Director Sheehan:

On behalf of the Northwest Colorado Council of Governments Water Quality/Quantity Committee ("QQ"), I write to share our concerns about the potential Wildcat Loadout expansion project's negative impacts on Colorado's water. QQ comprises 47 member local governments in the headwaters of the Colorado, Yampa, and Gunnison River Basins (see Attachment 1 for a full list of members). QQ's purpose is to protect and enhance the region's water resources while encouraging its responsible use for the good of Colorado citizens and the environment.

It has come to our attention that the BLM Utah State Office plans to evaluate the environmental effects of Coal Energy Group 2, LLC's proposal to expand the right-of-way known as the Wildcat Loadout Facility (UTU-48027) ("expansion"), as required under the National Environmental Policy Act (NEPA), 42 U.S.C. § 4332 *et seq.*

The expansion would increase the facility's capacity and allow the shipment of up to an additional one billion gallons of waxy crude oil from Utah's Uinta Basin through Colorado every year.

We urge the BLM to conduct a full environmental impact statement (EIS) that takes into account all the significant effects posed to Colorado's water resources instead of a cursory environmental assessment (EA) of the proposed expansion.

NEPA requires the preparation of an EIS when a proposed project is likely to have a significant effect on the environment. 42 U.S.C. § 4332(C); 40 C.F.R. § 1501.3(a)(3). To determine whether a project's effects would be significant, an agency must consider the potentially affected environment of the affected area, which may be national, regional, or local, and must consider both short- and long-term effects. 40 C.F.R. § 1501.3(b).

This expansion proposes to increase capacity of the facility by more than 230%, sending an average of one two-mile-long train transporting waxy crude oil per day 100 miles alongside the Colorado River. The proposed expansion would have significant short- and long-term regional effects throughout Colorado and the QQ Region in particular, making the EIS appropriate.

A federal court recently overturned the Surface Transportation Board's (STB) approval of a similar project to transport up to 4.6 billion gallons of waxy crude oil through Colorado each year via the Uintah Basin Railway. Among a number of errors, the court found the STB failed to assess the significant impacts from the dramatic increase in rail traffic and corresponding environmental risks.¹ The BLM should learn from this initial STB mistake and conduct a full environmental impact statement that evaluates the significant effects of the proposed expansion from the start.

Long-term impacts from the increase in rail traffic of waxy crude oil may include, to name a few:

- Worsening of existing water quality challenges in the region, such as sedimentation and deposition of pollutants from the railcars into waterways.
 - The Colorado River is the source of water for 40 million people and a river in crisis.
 - The Fraser River, a Colorado River tributary along which the rail line runs, is an important and threatened tributary to the Colorado River which has already experienced degradation from decades of low flows due to diversions to cities on the other side of the Continental Divide.
- Further aquatic life impairment. Many waterways in the Headwaters struggle to sustain fragile aquatic life and are sensitive to long-term increases in pollutants from increased rail car traffic.
- Union Pacific already has a [history of releasing damaging sludge](#) from the Moffat Tunnel into the Fraser River; the potential for additional releases would increase.
- The region's ability to meet water quality standards established by the EPA is unclear given these long-term impacts.

The increase in rail car traffic also increases the catastrophic potential for a train derailment and spill. Heavy crude oils are highly toxic and very difficult to remove from a water source; contamination is severe and long-term. A derailment and/or spill could have the following far-reaching impacts:

- Communities along the Colorado and Fraser Rivers could lose access to safe, clean drinking water and irrigation water supply.
- The State's recreation and tourism economy would be adversely impacted because of the loss of fishing, rafting, and other water-based recreation income.
- Impacts in Glenwood Canyon could be particularly acute because the Canyon is already struggling to recover from damaging 2020 wildfires.
- Oil train derailments could cause devastating forest fires in Colorado's mountains.
- Local investment in watershed restoration could be lost. Local governments and state and federal agencies are spending millions of dollars already to restore these watersheds. See, for example, Grand County [Learning By Doing Cooperative Effort](#).

¹ See *Eagle County, Colorado v. Surface Transportation Board*, Case Nos. 22-1019 & 22-1020 (D.C. Cir. 2022).

QQ asks that you prepare a full EIS that accounts for the myriad risks of the Wildcat Loadout expansion to Colorado's water resources, communities, and environment. For questions or concerns, please contact QQ Director Claire Carroll at 719.740.0785 or ccarroll@nwccog.org.

Sincerely,



Kathy Chandler-Henry
QQ Chair and Eagle County Commissioner
Kathy.chandlerhenry@eaglecounty.us

CC:

Tracy Stone-Manning, Bureau of Land Management Director, tstonemanning@blm.gov
John Whitney, Senator Bennet Regional Representative, john_whitney@bennet.senate.gov
Sarah McCarthy, Senator Hickenlooper Regional Representative,
sarah_mccarthy@hickenlooper.senate.gov
Julie Sutor, Representative Neguse Regional Representative, julie.sutor@mail.house.gov
David Oppenheim, Governor Polis Legislative Director, david.oppenheim@state.co.us
Julie McCluskie, Colorado House Speaker, julie.mccluskie.house@coleg.gov
Dylan Roberts, Colorado State Senator, dylan.roberts.senate@coleg.gov
Perry Will, Colorado State Senator, perry.will.senate@coleg.gov
Meghan Lukens, Colorado House Representative, meghan.lukens.house@coleg.gov
Elizabeth Velasco, Colorado House Representative, elizabeth.velasco.house@coleg.gov
Dan Gibbs, Colorado Department of Natural Resources, dan.gibbs@state.co.us
Shoshana Lew, Colorado Department of Transportation, shoshana.lew@state.co.us
Nicole Rowan, Water Quality Control Division Director at Colorado Department of Public Health and Environment, nicole.rowan@state.co.us
Jon Ewert, Colorado Parks and Wildlife, jon.ewert@state.co.us
Andy Mueller, Colorado River Water Conservation District General Manager, amueller@crwcd.org
Eagle County Board of County Commissioners, eagleadmin@eaglecounty.us
Jeff Shroll, Eagle County Manager, jeff.shroll@eaglecounty.us
Grand County Board of County Commissioners, grandcty1@co.grand.co.us
Edward Moyer, Grand County Manager, emoyer@co.grand.co.us
Jason Taussig, Denver Water Director of EMSS, jason.taussig@denverwater.org
Sara Behunek, Denver Water Community & Government Relations Manager,
sara.behunek@denverwater.org

Attachment 1

QQ Membership

County	
Eagle County	Pitkin County
Grand County	Summit County
Gunnison County	Routt County
Municipal	
Aspen	Grand Lake
Avon	Gypsum
Basalt	Hot Sulphur Springs
Breckenridge	Kremmling
Carbondale	Minturn
Crested Butte	Silverthorne
Dillon	Steamboat Springs
Eagle	Vail
Fraser	Winter Park
Frisco	Yampa
Granby	
Water and Sanitation	
Basalt Sanitation District	Grand County Water and Sanitation District
Bellyache Ridge Metro District	Hamilton Creek Metro District
Copper Mountain Metro Consolidated District	Mid-Valley Metro District
Dillon Valley Metro District	Silver Creek Water District
Eagle River Water and Sanitation District	Silverthorne Dillon Joint Sewer Authority
East Dillon Water District	Snowmass Water and Sanitation
Fraser Sanitation District	White Horse Springs Water & Sanitation
Granby Sanitation District	Winter Park West Water & Sanitation
Associate Member	
Colorado River Water Conservation District	Middle Park Water Conservancy District
Upper Gunnison River Water Conservancy District	Ruedi Water and Power Authority

2X Match: Fight for Our Environment

Support NRDC's tireless work to **save endangered wildlife**, **protect our air and water**, and **stop polluters** from worsening the climate crisis.

Donate today and your tax-deductible gift will be 2X MATCHED!

DONATE

NRDC [<http://nrdc.org/>](http://nrdc.org/)

Expert Blog

Utah's Wildcat Loadout Project: A New Colorado River Threat

The Wildcat Loadout expansion could load 100,000 barrels of oil per day onto trains traveling beside the Colorado River and destined for Gulf Coast refineries.

October 13, 2023

We use cookies to personalize content and ads, to provide social media features and to analyze our traffic. We also share information about your use of our site with our social media, advertising and analytics partners. [– Privacy and Cookie Policy](https://www.nrdc.org/privacy-policy)

[<https://www.nrdc.org/privacy-policy>](https://www.nrdc.org/privacy-policy)

Cookies Settings

Accept All Cookies



Union Pacific's rail lines (left) hug the Glenwood Canyon walls beside the muddy Colorado River. | Credit: djvass via Flickr, CC BY-NC-ND 4.0



**Josh
Axelrod**

<<http://nrdc.org/bio/josh-axelrod>>

Senior
Advocate,
Nature
Program



**Zanaagee
Artis**

<<http://nrdc.org/bio/zanaagee-artis>>

Fossil Fuels
Policy
Advocate,
Nature
Program

Utah's Uinta Basin Sees Oil Production Renaissance

From the 1980s to the early 2000s, oil production in Utah's remote Uinta basin was in gradual decline <<https://www.naturalgasintel.com/information-about-the-uinta-basin/>>. But with the advent of new horizontal drilling technologies, the trend steeply reversed, with oil production rising from a low of 19,000 bpd in 2002 to a high of 87,000 bpd in 2021 <<https://gardner.utah.edu/blog-uinta-waxy-crude-oil-flows-out-of-state-spurring-possible-economic-growth-in-state/>>. Despite that steep, two-decade increase, production volumes have remained mostly flat near 85,000 bpd since 2014 <<https://www.naturalgasintel.com/information-about-the-uinta-basin/>>. And for good reason: the region produces yellow and black waxy crude oil

We use cookies to personalize content and ads, to provide social media features and to analyze our traffic. We also share information about your use of our site with our social media, advertising and analytics partners. <<https://www.nrdc.org/privacy-policy>> **Privacy and Cookie Policy**

eratures. >, a unique substance that cannot move easily by pipeline and requires specialized

refineries for processing. Those dueling constraints mean that the nearby refining market in Salt Lake City has historically been the oil's primary destination, and its waxy crude processing capacity has not grown beyond 85,000 bpd.

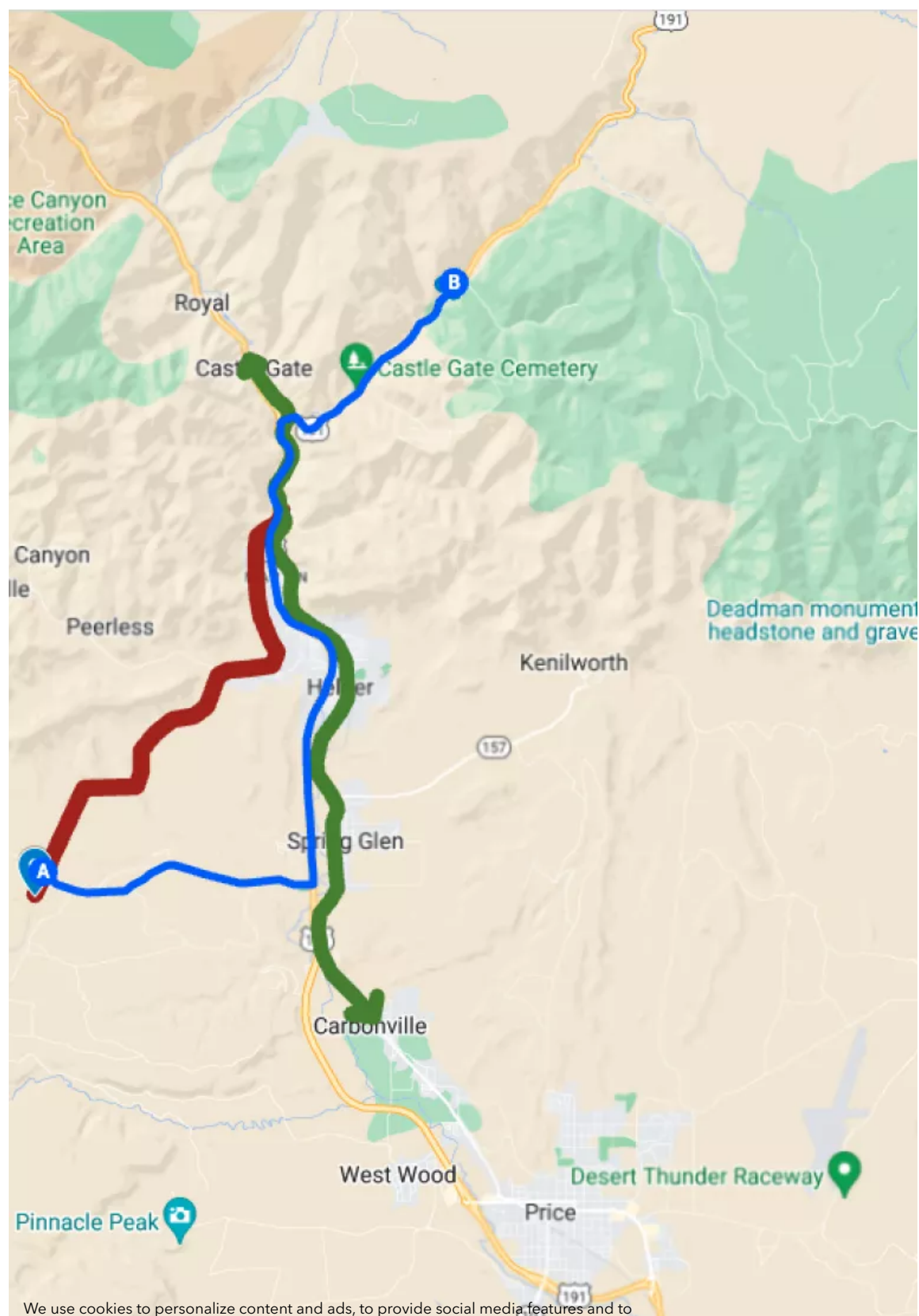
Even amid an era bearing witness to out-of-control climate change—including projections of the near-term disappearance of Great Salt Lake <https://www.washingtonpost.com/climate-environment/2023/01/06/great-salt-lake-utah-drying-up/> in Utah—oil producers in the Uinta Basin are working overtime to significantly expand production. We covered one proposal—the Uinta Basin Railway project <https://www.nrdc.org/bio/josh-axelrod/colorado-river-carbon-bomb-utahs-uinta-railway-project>—in an earlier post. If built, that rail line would allow producers to expand production by 130,000-350,000 bpd. Fast on its heels, a new proposal has emerged—known as the Wildcat Loadout expansion project <https://eplanning.blm.gov/eplanning-ui/project/2025436/510>—that would allow an additional 70,000 bpd of Uinta Basin crude oil to access rail lines, while also dangerously increasing tanker truck traffic on local roads between the Basin and the rail loading facility.

Although new infrastructure remains unbuilt and increasingly controversial, the industry has forged ahead with finding ways to move its product to the one major market capable of handling waxy crudes: the Gulf Coast <https://rbnenergy.com/i-believe-in-miracles-wherever-you-from-you-waxy-thing-uinta-basins-waxy-crude-on-a-roll#:~:text=waxy%20crude%20may%20be%20a,on%20because%20of%20its%20desirable>. Since 2021, production has again begun moving upward, with 2022 production rising extraordinarily to a high of 109,000 bpd. Recent reports suggest this number has grown even further to 135,000 bpd <https://www.sltrib.com/news/environment/2023/02/20/production-surges-uinta-crude-now/#:~:text=spurred%20by%20soaring%20commodity%20prices,tankers%20through%20quiet%20gate%20canyon.>>. Despite the high costs of relying on trucks and trains <https://scic-utah.org/wp-content/uploads/2020/08/uinta-pipeline-summary-report.pdf> to reach the Gulf Coast, the relatively high cost of oil appears to be allowing Uinta Basin producers to profitably reach distant markets.

The Wildcat Loadout Expansion: Industry's Latest Risky Proposal

The Wildcat Loadout expansion is a proposal by Coal Energy Group 2 LLC <https://scic-utah.org/wp-content/uploads/2020/08/uinta-pipeline-summary-report.pdf> to expand the capacity of its waxy crude oil truck to rail transloading facility from 30,000 barrels per day to 100,000 barrels per day. By increasing transloading capacity, the project could spur new output from the Uinta Basin by up to 1 billion gallons per year. If built, increased access to existing rail lines would facilitate oil transport through Colorado and down to refineries along the Gulf Coast in Texas.

analyze our traffic. We also share information about your use of our site with our social media, advertising and analytics partners. — [Privacy and Cookie Policy](https://www.nrdc.org/privacy-policy) <https://www.nrdc.org/privacy-policy>



We use cookies to personalize content and ads, to provide social media features and to analyze our traffic. We also share information about your use of our site with our social media advertising and analytics partners. <https://www.nrdc.org/privacy-policy>

The Wildcat Loadout facility is located at Point A, which is connected by a rail line (red) to Union Pacific's rail lines (green). The facility receives oil by tanker trucks via State Highway 191 and a local highway (blue line). | Basemap courtesy of Google Maps.

So far, the Bureau of Land Management (BLM) has indicated that it may move forward with a cursory environmental assessment rather than an in-depth environmental impact statement. This was the approach they took in 2014

https://eplanning.blm.gov/public_projects/2025436/200556843/20082101/250088283/63_wildcat%20loadout%20ea_2013-0063-ea.pdf when they approved the last operating change to the Wildcat Loadout facility. But that approach is woefully inadequate. Already, the 30,000 bpd shipped to the facility require more than 100 tanker trucks traveling south along Highway 191 through the mountains to their transloading destination every day. With the expansion, that number would rise to nearly 360 tanker trucks per day, or a tanker truck every four minutes.

In August, environmental groups including NRDC delivered a letter

<https://www.documentcloud.org/documents/23930299-letter-to-ut-blm-re-wildcat-loadout-eagle-county-decision-final-2023-08-25-w-atthcmnt> to the BLM's field office in Price, Utah, urging BLM staff to conduct a full Environmental Impact Statement (EIS) given the significant risks this project would create for the Colorado River and significant harms it would inflict on the global climate. Last month, Representative Neguse (CO-2) and Senator Bennett of Colorado wrote a letter https://www.bennet.senate.gov/public/_cache/files/9/6/96929654-8d55-448d-97f8-8d3f2b2aa159/7855da3dd8c2e9def68b2e0e11b3cbdc.wildcat-loadout-letter.pdf to the Director of the BLM, Tracy Stone-Manning, also pressing the agency to prepare an EIS. The letter states that "[t]hese trains are proposed to run for over 100 miles alongside the Colorado River's headwaters—a vital water supply for nearly 40 million Americans, 30 Tribal nations, and millions of acres of agricultural land." This proposed facility expansion is a recipe for disaster, and it needs a full and thorough review of its environmental impacts.

Precious Western Waterways and the Global Climate Can't Tolerate New Oil Infrastructure

The potential impacts for bodies of water cannot be overstated. Over 40 million people across seven states, tribal lands and parts of Mexico rely on the Colorado River for drinking water and irrigation <https://water.utah.gov/interstate-streams/colorado-river-story/#:~:text=the%20mighty%20colorado%20river%20serves,of%20the%20nation%20and%20winter%20vegetables.>>.

Though smaller in scope than the related Uinta Basin Railway project, the Wildcat Loadout expansion would allow for one fully loaded unit train of waxy crude oil to travel beside the river's edge every day. That's enough to drastically increase the risk of derailment—a fact that demands close study especially since the Uinta Basin Railway project's EIS predicted a

derailment every single year https://icfbiometrics.blob.core.windows.net/uinta-basin/03_02_Rail_Operations_Safety_Report.pdf due to increased rail traffic on existing lines. This introduces risk to the water supply of millions of people for the transport of low quality waxy

We use cookies to personalize content and ads, to analyze our traffic, to assist in our marketing efforts, to remember your preferences, and to help us improve our site. <https://www.nrdc.org/privacy-policy>

crude oil which would otherwise not have access to a market outside of Utah. The Colorado River also supplies the water necessary to keep the dams at Lake Mead and Lake Powell running, which supply electricity throughout the region.

Though the BLM has yet to consider the project's cumulative greenhouse gas emissions, the analysis of the Uinta Basin Railway project <https://icfbimetrics.blob.core.windows.net/uinta-basin/03_15_cumulative_impacts_feis.pdf> is instructive. There, the Surface Transportation Board estimated that the annual greenhouse gas emissions caused by the project would range from nearly 20-53 million tons, depending on a low versus high development scenario. The low development scenario is equivalent to about twice as much new oil production as the Wildcat Loadout expansion would facilitate, though Wildcat would also require a large increase in emissions-intensive trucking to work. Thus, it's a safe bet that this proposal comes with a 10-million-ton annual greenhouse gas price tag: a price the global climate cannot afford <<https://essd.copernicus.org/articles/14/4811/2022/>> as we barrel headlong toward the 1.5° Celsius warming threshold and the significant and catastrophic consequences breaching the threshold will bring <<https://www.reuters.com/business/cop/whats-difference-between-15c-2c-global-warming-2021-11-07/>>.

In an era of extended drought across much of the West and greenhouse gas concentrations in our atmosphere leading us to dangerous ecological tipping points, new and expanded fossil fuel infrastructure must not be built <<https://www.iea.org/reports/net-zero-roadmap-a-global-pathway-to-keep-the-15-0c-goal-in-reach/executive-summary>>. The Wildcat Loadout expansion represents a risky financial bet on high oil prices that locks the Uinta Basin further into its dependence on oil. State and county leaders in the region need a new vision—one that diversifies the local economy, cleans up the mess that a century of oil production has left behind, and charts a course for these communities in a world moving away from oil dependence and addiction. The fragile Colorado River can't tolerate the risks created by these projects. Neither can the climate.

RELATED ISSUES:

Fossil Fuels <<http://nrdc.org/issues/fossil-fuels>>

Fresh Water <<http://nrdc.org/issues/fresh-water>>

We use cookies to personalize content and ads, to provide social media features and to analyze our website usage. We also share information about your use of our site with our social media advertising partners and analytics providers. [Privacy and Cookie Policy](https://www.nrdc.org/privacy-policy)

RELATED BLOGS

<<https://www.nrdc.org/privacy-policy>>



Colorado River Carbon Bomb: Utah's Uinta Railway Project

<<http://nrdc.org/bio/josh-axelrod/colorado-river-carbon-bomb-utahs-uinta-railway-project>>

April 6, 2023 • Expert Blog • United States, Utah • Josh Axelrod

Backers of a proposed crude-by-rail project in northeastern Utah—which would unleash a carbon bomb potentially larger than the controversial Willow Project—want taxpayer support to the tune of \$2 billion.

Support Our Work

\$35	\$50	\$75	\$100	\$200	Other
------	------	------	-------	-------	-------

Donate

Join Us

Enter Email

Submit

We use cookies to personalize content and ads, to provide social media features and to analyze our traffic. We also share information about your use of our site with our social media, advertising and analytics partners. — [Privacy and Cookie Policy](https://www.nrdc.org/privacy-policy)

<<https://www.nrdc.org/privacy-policy>>

Leeds EMBA Innovation Project

Spring-B Term 2024
Client Packet

Leeds EMBA Innovation Project: Client Packet

Hello, potential client partner!

You have been asked by a student (or group of students) enrolled in the Leeds Executive MBA program to participate in their semester-long Innovation Project. They have extended this request because they want to learn more about your company, industry, and consumers, and because they believe you will find value in the work they are doing – creating a strategic launch plan for one new product or service innovation for your business.

This set of materials is designed to:

1. Provide you with the information you will need to determine if you can commit to this project.
2. Establish expectations for what you can expect as a client partner.
3. Communicate what is expected of you, as a client partner.

We hope that after reviewing this information and discussing with the student(s), you will elect to take part in this dynamic EMBA learning experience.

Brief Summary of the Innovation Project

In the spring semester (Feb. 26 – May 5) students will engage in an immersive cross-disciplinary project for a client partner - a strategic innovation proposal that considers the marketing, finance, and human resources implications for a new innovation opportunity. The project will culminate in a cohesive group presentation during the last afternoon of residency week (Friday, April 26).

Teams begin by researching the client's existing strategy and business operations. Teams then research and recommend a category of expansion for the client's business, identify consumer insights in this new category, and develop an innovative new product or service idea for expansion in this area. Finally, teams will solidify their recommendations by offering a holistic financial and human resources analysis for the implementation of this proposal for your company.

Partnership Expectations

By becoming an Innovation Project client partner, you are agreeing to become the critical ingredient to the students' success this semester. The students will do all of the legwork, but client partners must be able to accommodate the following criteria:

- **Be responsive to your group's requests for information.** Groups will reach out to you throughout the semester as they complete various project asks (refer to schedule included below). Students should be proactive about sharing their timing constraints for receiving their requested information. Conversely, you should feel free to be clear with students about preferred availability and communication method.
- **Provide access to your CHRO (or comparable role).** To create the staffing forecast, students will need to have a sense of your organization's present staffing situation. They will need to be in touch with your CHRO to obtain various data and background.
- **Be open to sharing financial information about the company.** This may include historical financial statements, product costs and profitability analyses, strategic growth plans, existing terms with suppliers, internal hurdle rates or other financials. Students are **required** to have detailed historical financial statements to complete the project. Required financial statements

include income statements, balance sheets, and statements of cash flow. Students will need at least **three** years of historical data. We realize this is a big ask, and it's not something either Leeds or the client partner should take lightly. Information shared with student groups will be used only for the purposes of completing analysis and creating class deliverables. Additional context re: sensitive materials is provided in the next section of this document.

- **Ideally, you will be able to attend the group's client presentation during residency week** (the afternoon of Friday, Apr. 26). Leeds would love to welcome members of your organization to campus during residency week so you can see all of the group's hard work come to fruition! Additional details will be forthcoming later in the semester, but please save the date.

EMBA Group's Commitment to their Client Partner

As the critical ingredient to our Innovation Project success, you should have clear expectations re: what you can expect from us.

- **A detailed and comprehensive innovation launch plan for your organization.** The team's work will be detailed, well-researched, and filled with useful concrete details for the innovation's implementation.
- **Professional, timely, and respectful communication.**
- **Follow-through on any commitments**, including keeping any scheduled appointments and providing any requested updates or additional project information.
- **Desire to add organizational value** through thoughtful and well-researched innovation plans.
- **Confidential and respectful handling of any sensitive client information**, including financials and staffing details. Information shared with our group will be used solely for the purposes of completing analysis and creating class deliverables. Sensitive information may come up in our class presentation, but the audience will be exclusively EMBA program faculty and students.

Non-Disclosure Agreements

The following information comes from the Leeds School of Business Office of Grants and Contracts:

"CU Boulder does not sign NDAs on behalf of unpaid students as part of their participation in capstone courses, such as senior and graduate design courses. CU Boulder advises companies to not engage students in NDAs, because CU Boulder has no recourse upon graduation."

While you are free to enter into an NDA with Innovation Project students, the NDA will be between the company and the students. CU Boulder cannot and will not enforce any NDAs. If you require NDAs of your student group, please connect with the team well in advance of final presentations so we can be sensitive to the terms of your agreement.



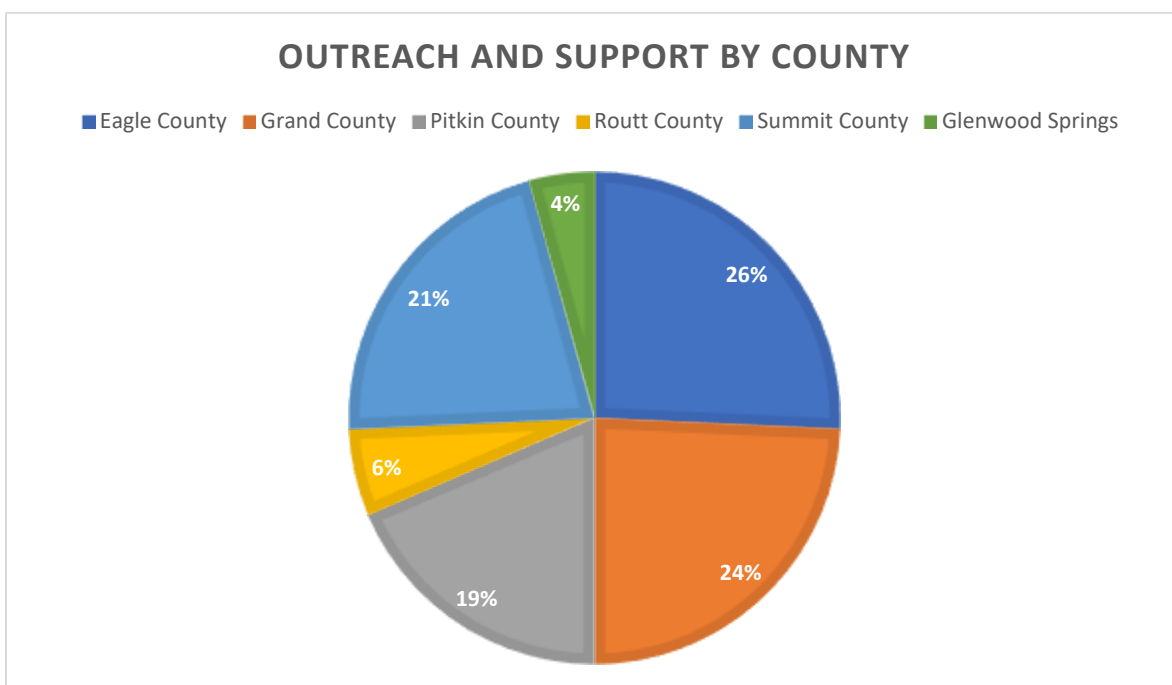
NWCCOG Regional Grant Navigator- 2023 Activity Report

Hired as the Regional Grant Navigator (RGN) for the NWCCOG Region in February, Jonathan Godes quickly set about building relationships with as many county, municipalities, special districts, regional governments and nonprofits leaders as possible. The RGN identifies, researches and matches federal grant opportunities from the IIJA (Infrastructure Investment and Jobs Act) and the IRA (Inflation Reduction Act) with eligible jurisdictions. In addition other DOLA, CDOT and state and federal funding opportunities have also arose that complement and support the generational IIJA and IRA. The number of grants that exist is overwhelming, so the RGN's job is to assist clientele in finding those that fit.

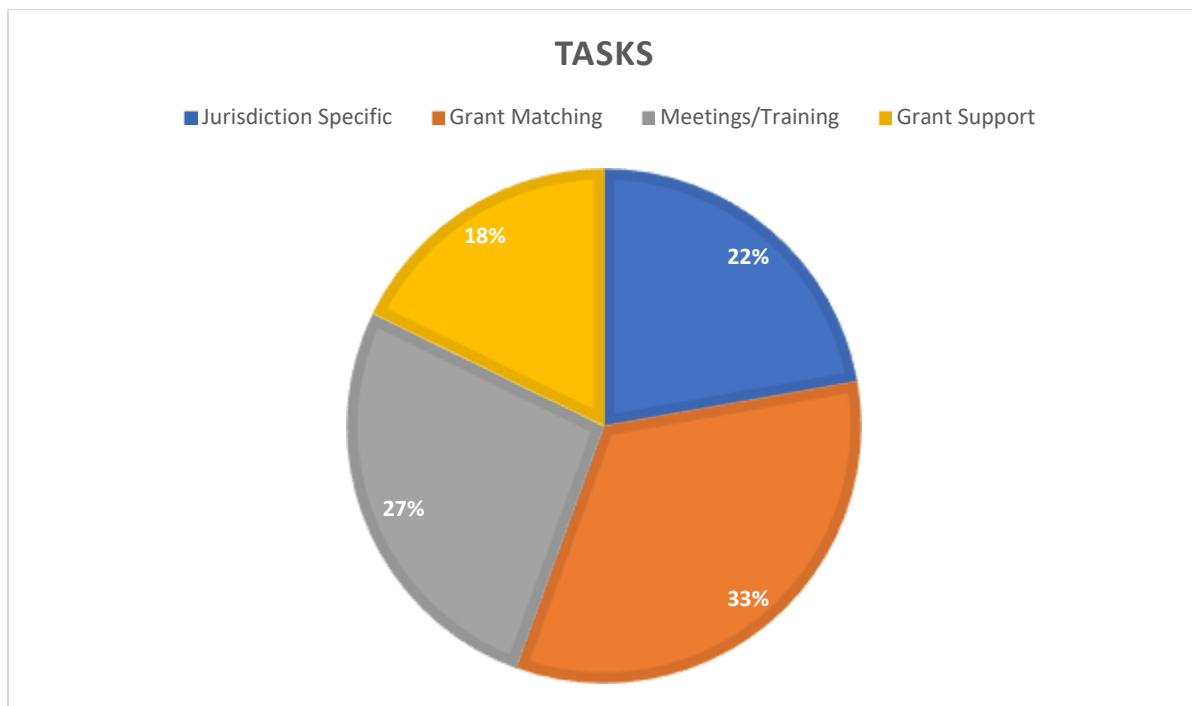
"I have tried to be intentional in spreading my time as evenly as I can throughout the region. With multi-jurisdictional entities such as CORE, Energy Smart Colorado, RFTA, Western Mountain Regional Housing Coalition and others spanning several counties, it is not always easy to assign my outreach and support activities to a specific community/county. Finding grants that are a good "fit" for an applicant can also be a challenge. While there are unprecedented federal funds out there as a result of recent legislation, they don't always fit community priorities or timing."

--Jonathan Godes, NWCCOG Regional Grants Manager

Jonathan will continue to engage with managers, staff and elected officials in 2024, while remaining attentive to regional needs. He is working on a large EPA CPRG (Climate Pollution Reduction Grant) for the region currently and sees larger, multi-party applicant grants being competitive federally. Significant grant awards have already been awarded because of the regional capacity built through the RGN work. The following are examples of the work done in 2023. Feedback is welcome at jgodes@nwccog.org.



- **Research:** IJJA and IRA, EPA Small Communities Advisory Committee, DOLA, CDOT, DWR, etc.
- **Grant Support:** NOFO distribution to members, IJJA and the current economic outlook webinar, Community Office of Resource Efficiency (CORE) EECBG grant assistance, Letters of Support from NWCCOG, gathering LOS on behalf of applicants, etc.
- **Jurisdiction Specific:** Summit County Grant team meeting, Upper Colorado Watershed Group, Breckenridge Grant team meeting Roaring Fork Transportation Authority meeting on electric busses, East Grand Rural Fire Protection District, Ruedi Water and Power Authority, Eagle Valley Trail grant, (UCRWG) board/director meeting, Building Performance Standards (BPS) workforce roundtable, regional housing taskforce meetings, CAST Quarterly meeting, City/County Manager meetings, etc
- **Meetings/Training:** Regional Housing Summit, Water Infrastructure webinar, regional climate solutions meeting, Prop 123, SB 213, Colorado Association of Ski Towns (CAST), I 70 Coalition, Associated Governments of NW Colorado AGNC, NW Colorado Development Council (NWCDC), Department of Local Affairs (DOLA) monthly meetings, Regional Transportation Coordinating Council (RTCC) Electric Vehicle Infrastructure Deployment webinar, Broadband overview, Safe Streets for All (SS4A) NOFO, Webinars and dissemination, Grand Expectations, DOLA Roadmaps regional summit, etc.





STATE OF COLORADO
Office of the Governor
Office of Economic Development

Page 1 of 2

ORDER		*****IMPORTANT*****				
Number:	POGG1,EDAA,202300002998	The order number and line number must appear on all invoices, packing slips, cartons, and correspondence.				
Date:	11/29/23	BILL TO				
Description:	Grant to cover admin costs for Federal Infrastructure grant	Office of Economic Development and International Trade 1600 Broadway Suite 2500 DENVER, CO 80202				
Effective Date:	-					
Expiration Date:	-					
BUYER		SHIP TO				
Buyer:	Mary Ann Shaw	Office of Economic Development and International Trade				
Email:	mary.shaw@state.co.us	1600 Broadway Suite 2500 DENVER, CO 80202				
VENDOR		SHIPPING INSTRUCTIONS				
NORTHWEST COLORADO CNCL OF GOVTS PO BOX 2308 SILVERTHORNE, CO 80498-2308		Delivery/Install Date: - FOB:				
Contact:	Jon Stavney					
Phone:	970-498-0295					
VENDOR INSTRUCTIONS						
EXTENDED DESCRIPTION						
Grant to cover administrative costs to prepare for federal infrastructure grant funds as per the accompanying Exhibit A, SOW						
OEDIT Point of Contact: Alyssa Dinberg, alyssa.dinberg@state.co.us or 720-660-9012						
Line Item	Commodity/Item Code	UOM	QTY	Unit Cost	Total Cost	MSDS Req.
1	G1000		0	0.00	\$100,000.00	<input type="checkbox"/>
Description: Administrative Costs for Federal Infrastructure Grant Funds						
Service From: 01/30/23				Service To: 12/31/23		
Line Item	Commodity/Item Code	UOM	QTY	Unit Cost	Total Cost	MSDS Req.
2	G1000		0	0.00	\$0.00	<input type="checkbox"/>
Description: Administrative Costs for Federal Infrastructure Grant Funds						
Service From: 11/29/23				Service To: 02/06/24		
TERMS AND CONDITIONS						



STATE OF COLORADO
Office of the Governor
Office of Economic Development

Page 2 of 2

<https://www.colorado.gov/osc/purchase-order-terms-conditions>

REASON FOR MODIFICATION

Change Order Number: 1

11/29/2023 - Amend 1 to extend the end date to 2/6/24

DOCUMENT TOTAL = \$100,000.00

POGG1 2023-2998
Statement of Work Amendment # 1

OEDIT is modifying the original Exhibit A, Scope of Work (SOW) for Grant Award POGG1 EDAA 2023-2998. All other original terms and previous amendments remain in full force and effect except as specifically modified in this Amendment #1 below.

The Small Dollar Grant Award SOW and all prior amendments thereto, if any, are modified as follows:

1) Modifications

- A. The original Purchase Order Expiration Date is extended to 2/6/2024.
- B. Section I, General Project Description
 - i. Remove reference to American Rescue Plan Assistance
- C. Section I, C. Glossary:
 - i. Remove ARPA American Rescue Plan
- D. Section II, Work Task, Deliverables, and Timelines is updated as follows:
 - i. Remove any reference to ARPA from this entire section.
 - ii. Quarterly reports updated to reflect the following due dates:
 - a. April 14, 2023
 - b. July 14, 2023
 - c. October 10, 2023
 - d. January 10, 2024
 - e. April 10, 2024



Office of the Secretary
Washington, DC 20250

October 24, 2023

MS. ALYSSA SHENK
Chair
Northwest Colorado Council of Governments
249 Warren Ave.
Post Office Box 2308
Silverthorne, CO 80498

Dear Chairwoman Shenk:

Thank you for your letter of June 26, 2023, to the U.S. Department of Agriculture, regarding your concerns over the Uinta Basin Railway Project's potential impacts to the State of Colorado.

The U.S. Department of Agriculture's Forest Service understands safety concerns with transporting petroleum products by rail. The Surface Transportation Board (STB) was the lead agency for the Project's Environmental Impact Statement (EIS), and the Forest Service relied on this EIS to analyze the proposed 85-mile rail line crossing 12 miles of National Forest System lands in Utah. Both the Forest Service and STB included mitigation measures and best management practices to reduce or eliminate impacts to public safety and water, land, and air resources.

On July 15, 2022, the Ashley National Forest signed a final Record of Decision but has yet to issue the Special Use Authorization. There are two lawsuits against the Federal government related to this project. The first lawsuit is against the Surface Transportation Board (STB) and the second is against the Forest Service.

On March 1, 2023, the U.S. Department of Justice filed a motion to stay the litigation against the Forest Service pending the outcome of the STB lawsuit. On April 24, 2023, the United States Court of Appeals for the District of Columbia granted the stay pending further court actions on the suit against STB. On August 18, the D.C. Circuit issued a decision in the STB lawsuit. The Forest Service is reviewing the decision and determining how to proceed in light of the decision.

Thank you for your interest in your public lands. If you have any further questions, please contact Troy Heithecker, Associate Deputy Chief, at 501-282-6518 or troy.d.heithecker@usda.gov.

Sincerely,



Northwest Colorado Council of Governments

Economic Development District (EDD) Board Meeting

August 24, 2023

Council & EDD Board Members Present:

DiAnn Butler, Grand County
Patti Clapper, Pitkin County
Ashley Macdonald, Town of Kremmling
Glenn Drummond, Town of Basalt
Diane McBride, Town of Frisco
Tim Redmond, Routt County
Kris Mattera, Basalt
Britta Gustafson, Snowmass Village
Chris Romer, Vail Valley Partnership

Corry Mihm, Summit Chamber

Other Present:

Carolyn Tucker, CDLE
Chris Oxley, NWCO Workforce CDLE

NWCCOG Staff:

Talai Shirey
Rachel Tuyn

Call to Order:

DiAnn Butler called the Economic Development District (EDD) Board meeting to order at 1:00 pm. Roundtable introductions were completed, and quorum was confirmed.

Approval of July 2023 EDD Board Meeting Minutes

M/S: Patti Clapper/Tim Redmond to approve the July 2023 EDD Board Meeting Minutes with correction of Anita's last name.

Passed: Yes

Workforce Development Update

Carolyn Tucker had a short update confirming that not much has changed, migration into state/rural areas is slowing and inflation is coming down, wages are up but it's still rough making a living in resort areas. The unemployment rate have not changed much.

Chris Oxley confirmed that the biggest issue at this time is housing, which impacts healthcare and education most. Unemployment claims are fewer.

Rachel added that wage increases have slowed down as well. The July 2023 Regional Economic Update may be found at: <http://nwccog.org/edd/wp-content/uploads/2023/07/NWCCOG-Regional-Economic-Update-July-2022.pdf>

New Business

- Rachel applied for an OEDIT grant for Community Assessment Project with Insight Collective; waiting to hear back from OEDIT to see if funding will be rewarded.
- NWCCOG and CAST are working on Workforce Housing Report update which will be available next month.
- CU Leadership will be in our region on August 29th at 3:45PM to discuss workforce development.
- New initiative funded by EDA and supported by NADO was awarded to Colorado among 5 other states; the goal to put framework together for better collaboration with the state. For more information reach out to Rachel who will provide additional information after the framework is put in place.
- It was agreed to skip the October EDD Board meeting, the next meeting will be December 7th.

Member Updates

- Patti Clapper was on vacation in Scotland, her and family left "thank you" cards at the establishments where they stayed and have heard back from each host and hotel.
- Tim Redmond – Colorado Space Business Roundtable was in Routt County, they toured the area and available space for potentially moving business such as Lockheed Martin to the area.
- Chris Oxley, CDLE provided information on research assistance provided by CSU students: <https://csuredi.org/>
- Corry Mihm, Summit Chamber asked about an update on Mountain Migration Report. Rachel confirmed that the Community Assessment Project will be pulling information from the MMR, it is not a 2nd edition but should answer

many post COVID questions.

- Chris Romer, Vail Valley Partnership - Eagle airport has additional flights coming into area, focusing efforts on engaging in current Vail Valley programs.
- Glenn Drummond, Town of Basalt – River Park has been a huge success, concerts bringing people into town.
- Kris Mattera, Basalt Chamber – Midland Av. Is under construction which is impacting businesses but end results will have a huge impact. Working on local school districts on workforce development.
- Ashley Macdonald, Town of Kremmling – working on aviation operation zoning to add short term logging and rental cars.
- DiAnn Butler, Grand County – working on workforce housing focus on young families and allowing pets, working on an warehouse hub project.

Adjournment:

M/S: Patti Clapper/Glen Drummond adjourned the EDD meeting at 1:25p.m.

Passed: Yes

DiAnn Butler, EDD Chair _____

Date _____



MEMORANDUM

To: NWCCOG Economic Development District Board of Directors
From: Rachel Tuyn, EDD Director
Date: November 28, 2023
Re: **DOLA Roadmaps Program Discussion**

Overview of Roadmaps Program

In June 2021, the Colorado Department of Local Affairs (DOLA) initiated the “Colorado COVID-19 Regional Resiliency and Recovery Roadmaps Program” (“Roadmaps Program”) in an effort to support rural communities across Colorado rebuild economies in response to the economic distress caused by the COVID-19 pandemic. This program is funded by the U.S. Economic Development Administration and administered by the Department of Local Affairs (DOLA) Colorado Resiliency Office in partnership with the Office of Economic Development and International Trade (OEDIT), the Colorado Department of Labor and Employment (CDLE), and Community Builders. The program created 16 regional teams across rural parts of the state to engage in a planning and implementation process. The program consists of 3 phases: (1) curriculum to connect the regional team and assess community needs; (2) roadmap planning and strategizing; (3) implementation. Details on the program can be found here: <https://www.coresiliency.com/roadmap-program>.

Each regional team was assigned a consulting team to conduct the needs assessment and planning phase. Now, there is funding available through DOLA to advance an economic development initiative identified in region’s Roadmap plan.

Of the 16 regional teams that are part of this program, five of those teams have at least one community from the NWCCOG region within. The five Roadmap teams in the NWCCOG Region are:

- Eagle County – Eagle County Region
- Grand County – Clear Creek Region
- Jackson County – not part of a Regional Roadmap
- Pitkin County – Greater Roaring Fork Region
- Routt County – Northwest Colorado Region
- Summit County – Summit County Region

Each plan can be found on the NWCCOG EDD website here: <https://nwccog.org/edd/data-center/comprehensive-economic-development-strategy/>.

Purpose of Discussion at December 7 EDD Board Meeting

Given the fact that there are now five Roadmap plans that have been created through the Roadmaps Program, and there is the NWCCOG EDD Comprehensive Economic Development Strategy (CEDS) in place, NWCCOG thought it would be valuable to have a discussion with the EDD board to identify alignment in strategies identified in all six plans in an effort to identify possible opportunities for collaboration, encourage collaboration and partnership building, and to avoid duplicative efforts. This may also lead to identifying

potential larger regional projects for which we as an EDD region can seek funding in the future. The team leads for the Roadmaps projects had a preliminary call on November 13, and we will continue the discussion at the December 7 EDD board of directors meeting.

Analysis of Roadmaps Plans

Each of the five Roadmaps plans were reviewed and analyzed for commonalities in needs, goals, objectives, strategies. While each plan has very specific action items outlined as relevant to that particular region, the following pages provide a summary of larger themes from each plan.

There are 5 DOLA Roadmaps
Regions within the NWCCOG EDD
Region (NWCCOG Members highlighted in
Yellow)

Northwest Colorado Region

Team Lead: John Bristol, Executive Director,
Routt County Economic Development
Partnership

Roadmap Plan: <https://nwccog.org/edd/wp-content/uploads/2023/11/Routt-County-Northwest-Colorado.pdf>

Region Include:

Routt County

Moffat County
Rio Blanco County

Eagle County Region

Team Lead: Erin McCuskey, Regional Director,
NW Colorado SBDC

Roadmap Plan: <https://nwccog.org/edd/wp-content/uploads/2023/11/Eagle-County.pdf>

Region Include:

Eagle County

Pitkin County

Town of Vail

Town of Eagle

Town of Gypsum

Town of Minturn

Town of Avon

Town of Basalt

City of Aspen

Town of Snowmass Village

Town of Carbondale

City of Glenwood Springs

NWCCOG Economic Development District Region

Team Lead: Rachel Tuyn, Director, NWCCOG EDD

Plan: CEDS - http://nwccog.org/edd/wp-content/uploads/2021/10/CEDS-10.2021_FINAL-APPROVED-Amended-10.23.21-minsize.pdf

Region Includes:

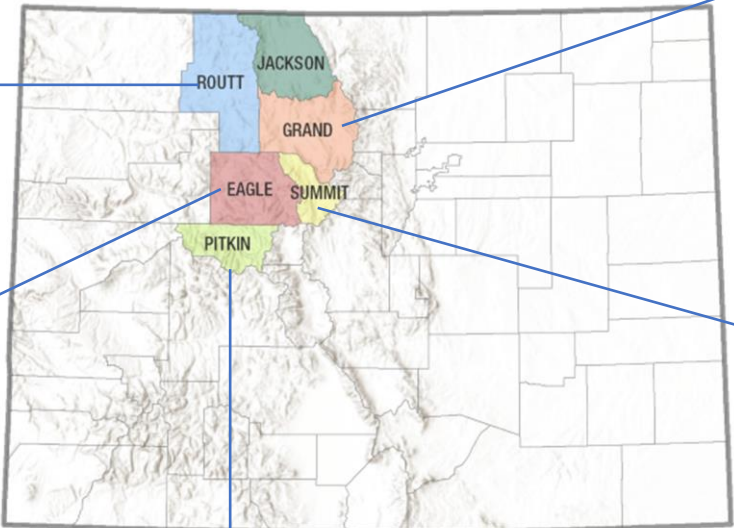
Eagle County

Grand County

Jackson County

Pitkin County

Summit County



Clear Creek Region

Team Lead: DiAnn Butler, Director, Grand
County Economic Development

Roadmap Plan: <https://nwccog.org/edd/wp-content/uploads/2023/11/Grand-County-Clear-Creek-Region.pdf>

Region Include:

Grand County

Clear Creek County

Gilpin County

Town of Lyons

Town of Estes Park

Town of Nederland

Summit County Region

Team Lead: Corry Mihm, Coordinator, Summit
Economic Partnership

Roadmap Plan: <https://nwccog.org/edd/wp-content/uploads/2023/11/Summit-County.pdf>

Region Include:

Summit County

Town of Blue River

Town of Breckenridge

Town of Dillon

Town of Frisco

Town of Silverthorne

Town of Alma

Town of Fairplay

Town of Leadville

Pitkin County/Greater Roaring Fork Valley
Region

Team Lead: Ashley Perl, Community Resiliency
Manager, Pitkin County

Roadmap Plan: <https://nwccog.org/edd/wp-content/uploads/2023/11/Pitkin-County-Greater-Roaring-Fork-Valley.pdf>

Region Include:

Pitkin County

City of Aspen

Town of Snowmass Village

City of Glenwood Springs

High Level Summary of Goals, Objectives, Strategies in Each Plan

Eagle County Region

- Economic Resiliency
- Business Retention & Expansion
- Business Continuity
- Business Preparing for Retirement
- Business Ownership Transition/Exit Planning
- Workforce Housing
- Workforce Development/Training
- Childcare
- Quality of Life
- Employee Retention
- Future-Ready Economy and Workforce
- Strengthen Tourism & Recreation Industry

Clear Creek Region

- Diversity the economy
- Grow and retain resident pool of future employees and potential entrepreneurs
- Provide public services more equitably and effectively; evaluate gaps in services
- Expand outdoor recreation opportunities
- Identify sustainable land management strategies
- Facilitate development of diverse quality housing for all
- Expand regional transportation opportunities for tourists and workforce
- Create resilient natural and social environments
- Broadband development

Pitkin County/Greater Roaring Fork Valley Region

- Housing affordability and attainment
- Equitable access to resources/daily needs
- Economic diversification
- Workforce retention
- Access and inclusion

NWCCOG Economic Development District Region - CEDS Workforce

- Support the region’s programs, policies, and incentives which aim to increase the availability and affordability of housing for the workforce
- Support efforts that seek to provide affordable health insurance options as well as other benefits such as retirement for individual wealth building
- Support efforts to develop and improve workforce needs and services including broadband, transportation, childcare, education, training, healthcare, and mental health services
- Network, support, and partner with other organizations on workforce development efforts

Economy

- Support, strengthen, build capacity in our region’s key industries and existing businesses
- Partner with stakeholder organizations to provide business training opportunities
- Tell the region’s success stories through newsletters, website, and other modes of communication to promote a positive vision for the region
- Support our communities’ efforts towards responsible tourism
- Support the development of an entrepreneurial ecosystem in the region
- Encourage the development of higher-paying jobs outside of the tourism industry

Community

- Support efforts to strengthen community infrastructure including broadband, transportation systems, healthcare facilities, mental health services, educational opportunities, and community amenities
- Serve as a community development and planning resource to our region
- Cultivate placemaking creating desirable places to live, visit, and recreate
- Support the region’s efforts to combat climate change

Resiliency

- Encourage diversity in industry and jobs
- Cultivate entrepreneurship as a strategy towards economic recovery and long-term resilience
- Maintain strong partnerships between regional stakeholders to share problems, data, stories, and solutions
- Provide a forum for regional communication, collaboration, and information sharing
- Collaborate with the region’s counties on economic recovery and resiliency plan development
- Encourage opportunities for community collaboration with respect to wildfire preparedness and mitigation

Summit County Region

- Industry diversification
- Entrepreneurial development
- Workforce development
- Community resilience
- Affordable housing
- Strategies
 - Community vision
 - Involve diverse voices
 - Innovation testing ground for technology that serves tourism sector
 - Target industry clusters
 - Resource guide
 - Economic gardening
 - Develop non-traditional work resources

Northwest Colorado Region

- Economic diversification and transition
- Workforce development
- Housing access and affordability
- Childcare
- Transportation