

# JACKSON COUNTY, COLORADO

## Community Profile—September 2023



Also known as North Park, Jackson County is remote, raw, and tucked deep in Colorado’s rugged Rocky Mountains. Walden is the county seat, and the only incorporated municipality in the county. Holding true to rough and rugged times when native hunters, trappers, prospectors, and early ranchers survived off its lands and forged its history, Jackson County is the real West, where travelers can embrace “what once was”, while happily escaping “what now is”. This basin opens north into Wyoming and is rimmed on the west by the Park Range, on the south by the Rabbit Ears Range and the Never Summer Mountains, and on the east by the Medicine Bow Mountains. Jackson County is home to the headwaters of the North Platte River.

### Jackson County Community Assets

- ◆ Jackson County is considered the “Moose Viewing Capital of Colorado”.
- ◆ 65% of Jackson County is comprised of public lands
- ◆ Jackson County offers an abundance of outdoor recreational opportunities including fishing, hunting, snowmobiling, abundant wildlife, and access to five of Colorado’s most rugged and pristine wilderness areas.
- ◆ Schools: North Park School District: Pre-K—12th grade
- ◆ Healthcare: - North Park Medical Center in Walden
- ◆ County seat for Jackson County: Town of Walden

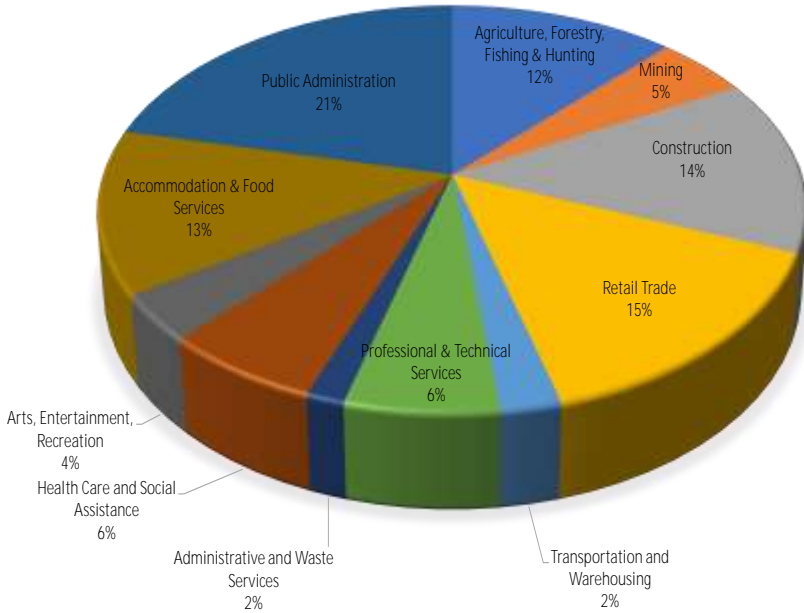
Population (2022)	1,302
Population Change since 2020 Census	-5.6%
Population Forecast (2050)	1,186
Forecasted Population Change: 2022-2050	-8.9%
Median Household Income (2021)	\$55,535
Poverty Rate	14.8%
High School Diploma or more (25+)	86.1%
Bachelor’s Degree or more (25+)	27.2%
Total Number of Households	632
Total Number of Housing Units	1,221
% Housing Units Vacant for Seas/Rec Use	30.0%
Average Household Size	2.1
Median Age	55.0
% Hispanic	8.1%
Total Employment (Q1 2023)	555
1-Yr Chg: Employment	+0.5%
10-Yr Chg: Employment	5.5%
Total Establishments (Q1 2023)	101
1-Yr Chg: Establishments	+3
10-Yr Chg: Establishments	+13
Average Annual Wage (Q1 2023)	\$42,900
1-Yr Chg: Average Annual Wage	+4.6%
10-Yr Chg: Average Annual Wage	+44.7%
Total Labor Force (Aug 2023)	1,170
1-Yr Chg: Labor Force	+106
Unemployment Rate (Aug 2023)	2.1%
1 Yr Chg: UE Rate	+0.4%

# JACKSON COUNTY, COLORADO

## Community Profile—September 2023

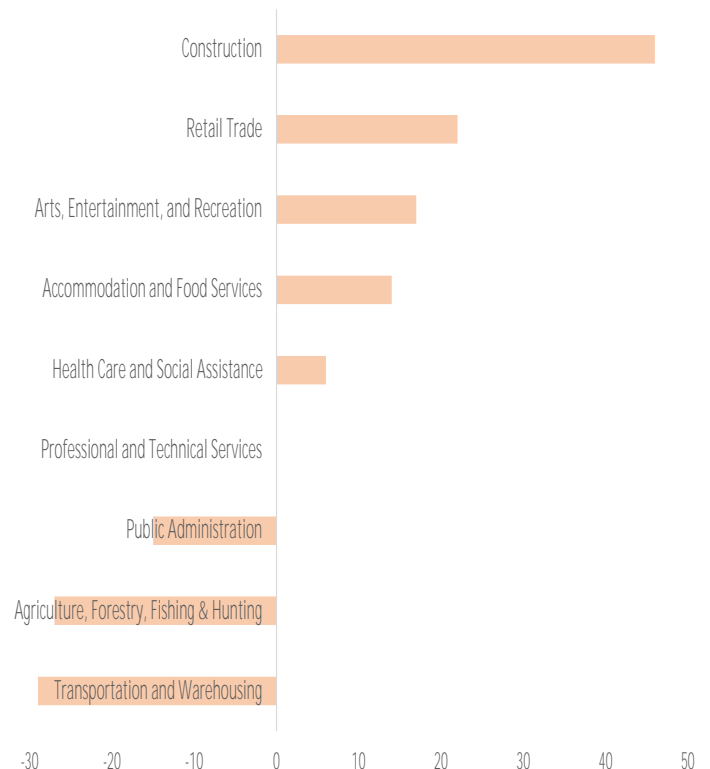
### ECONOMY

**Total Jobs (Q1 2023): 555**



Of all the counties in the region, Jackson County is the least dependent on tourism, with over 60% of jobs outside the tourism sector. Public Administration is the county’s largest sector, paying an annual salary of \$40,820. Jackson County has experienced moderate job growth, reporting +0.5% year over year, and +5.5% growth over the last decade. The county reports annual wage of \$42,900, which is up 4.6% from last year, and 44.7% from the last decade. Jackson County’s unemployment rate remains low at 2.1% for August. The county has a declining population (decrease of 5.6% over the last decade), and an aging population (median age 55), which presents labor force challenges.

### 10-Year Job Growth by Industry Annual 2012-2022



Industry	Jobs	Establishments	Average Wage
All Industries	555	101	\$ 42,900
Public Administration	99	10	\$ 40,820
Retail Trade	68	13	\$ 31,824
Construction	65	10	\$ 66,040
Accommodation and Food Services	60	14	\$ 19,968
Agriculture, Forestry, Fishing & Hunting	56	14	\$ 42,588
Health Care and Social Assistance	29	5	\$ 42,692
Professional and Technical Services	28	8	\$ 46,020
Mining	23	4	\$ 125,944
Arts, Entertainment, and Recreation	17	4	\$ 30,784
Transportation and Warehousing	11	8	\$ 35,516
Administrative and Waste Services	7	4	\$ 30,524
Utilities	conf.	1	conf.
Manufacturing	conf.	2	conf.
Finance and Insurance	conf.	1	conf.
Real Estate and Rental and Leasing	conf.	1	conf.
Educational Services	conf.	1	conf.
Other Services, Ex. Public Admin	conf.	1	conf.

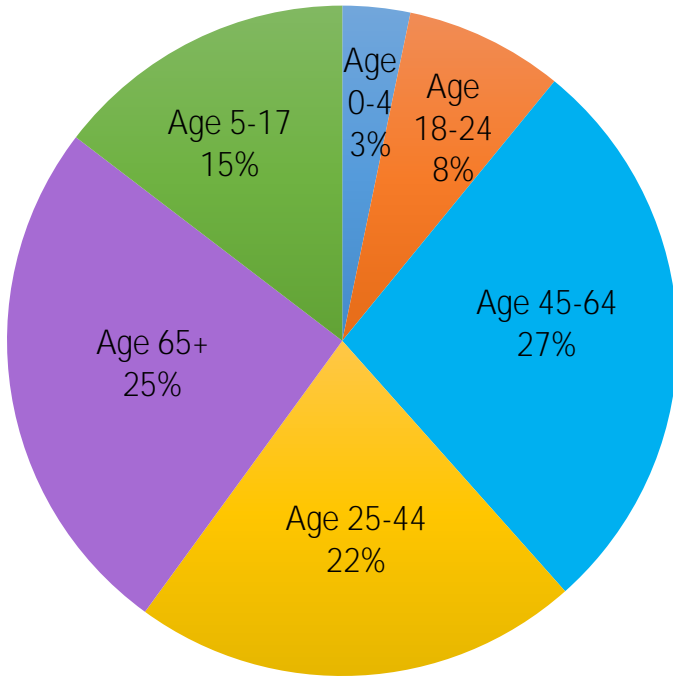
# JACKSON COUNTY, COLORADO

## Community Profile—September 2023

### Population and Workforce

#### Population Mix

Total Population: 1,302 / Median Age: 55



#### Jackson County Population and Workforce

Jackson County's total population is 1,302. The county has experienced a declining population since the 2020 Census (-5.6%). This decline is expected to continue over the next 25 years, forecasted at -8.9%. Jackson County has an older population, with 52% over the age of 45, and 27% over the age of 65. Median age is 55. Jackson County is the only county in the region that does not have a major ski area. Thus, it is not as dominated by tourism, and has a more diversified economy with the majority of jobs in the public administration, retail and construction sectors.

### Labor Force

August 2023

Total Labor Force:

**1,170**

*+106 yr over yr*

Unemployment Rate:

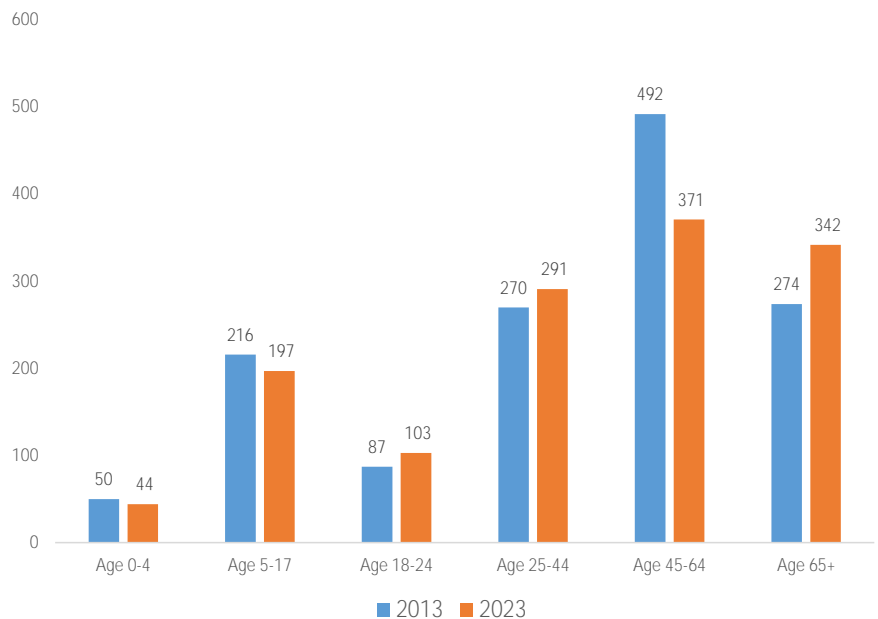
**2.1%**

*+0.4% yr over yr*

### Major Employers

- ◆ Antlers Inn
- ◆ Glenn E Sessions & Sons Inc
- ◆ Jackson County Ambulance Service
- ◆ Jackson County Government
- ◆ North Park Anglers
- ◆ North Park Fire Rescue Authority
- ◆ North Park School District
- ◆ North Park Super's
- ◆ State Forest State Park
- ◆ US Forest Service
- ◆ Walden Fire House

### 10-Year Trend: Demographic Mix 2013 vs. 2023



# JACKSON COUNTY, COLORADO

## Community Profile—September 2023

### Innovation Intelligence Index

The Innovation Intelligence Index helps communities explore characteristics related to innovation and entrepreneurship to help advance economic development strategies. This data tool is provided by StatsAmerica which is funded by the U.S. Economic Development Administration. [Click here for details and data sources.](#)


#### Jackson County, CO

Population: 1,375 Per Capita Income: \$62,823 Largest City: Walden

#### Innovation Intelligence Index

**115.2**

Rank: 1,334



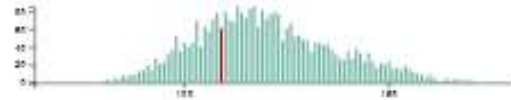
The graph above, and the similar graphs below, show the distribution of index values for all counties. The value for Jackson County, CO is highlighted in red.

This area has **moderate** relative Innovation Capacity. The innovation index incorporates statistical data from a wide variety of sources. Review the indexes below to learn more about how this number was determined.

#### Human Capital and Knowledge Creation Index **109.1** (rank: 2,263)

##### Key Takeaways

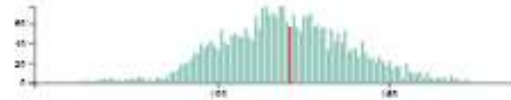
- Patterns of establishment formation and composition indicate a **moderate** level of business competitiveness.
- The top measures for this index are:
  1. Some College Attainment (rank 13)
  2. Average Prime Working-Age Population Growth (rank 647)



#### Business Dynamics Index **121.2** (rank: 1,463)

##### Key Takeaways


- Patterns of establishment formation and composition indicate a **moderate** level of business competitiveness.
- The top measures for this index are:
  1. Establishment Births to All Establishments Ratio (rank 50)
  2. Average Small Establishments (per 10,000 Workers) (rank 66)



#### Business Profile Index **87.7** (rank: 667)

##### Key Takeaways

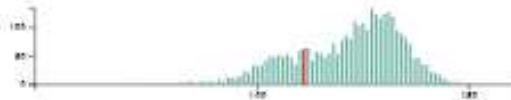
- The relative availability of resources for entrepreneurs and businesses is **moderate** in this area.
- The top measures for this index are:
  1. FDI Employment Ratio, Domestic Source (rank 1)
  2. FDI Investment Ratio, Domestic Source (rank 1)



#### Employment and Productivity Index **111.1** (rank: 2,440)

##### Key Takeaways

- Industry performance in Jackson County, CO indicate a **moderate** level of positive outcomes from existing economic activity.
- The top measures for this index are:
  1. Change in Gross Domestic Product (per Worker) (rank 59)
  2. Job-Growth to Population Growth Ratio (rank 152)



#### Economic Well-Being Index **146.8** (rank: 61)

##### Key Takeaways

- As measured by residential internet connectivity and income, this area has a **moderate** standard of living.
- The top measures for this index are:
  1. Change in Annual Wage and Salary Earnings per Worker (rank 93)
  2. Average Unemployment Rate (rank 106)

