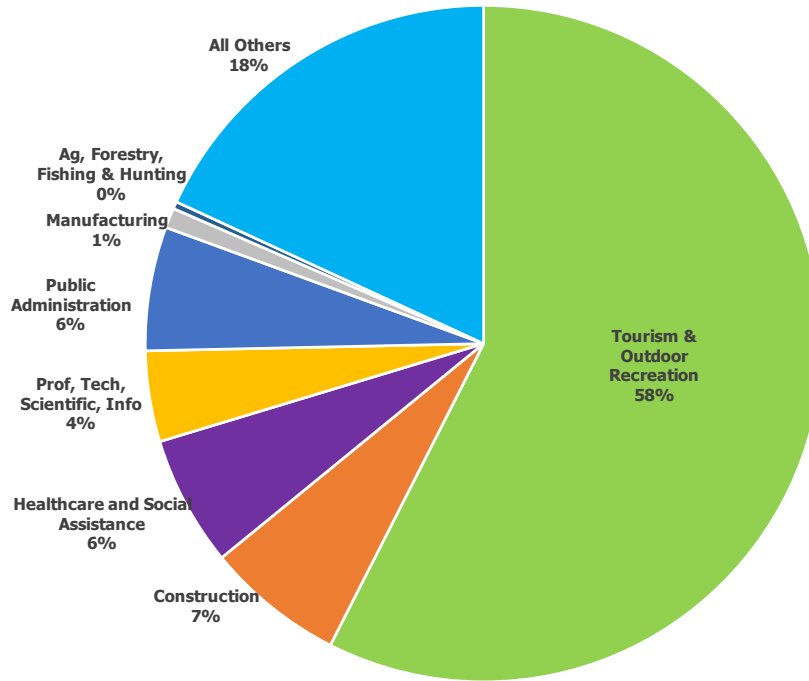


NWCCOG Regional Economic Update September 2020

Prepared by the Northwest Colorado Council of Governments Economic Development District



NWCCOG Region Eagle, Grand, Jackson, Pitkin, Summit Counties Industry Mix: Q1 2020



Jobs: (Q1 2020): **88,873 (+1.0%)**

Businesses: **8,916 (+3.3%)**

Largest Industry: **Accommodations & Food Services**

Total Labor Force (July 2020): **80,067 (-5.9%)**

Unemployment Rate (July 2020): **9.5% (July 2019 = 1.9%)**

Comparisons are year over year (Q12020 vs. Q12019)

Trends in Key Industries

NWCCOG Region
Q1 2020 vs. Q1 2019

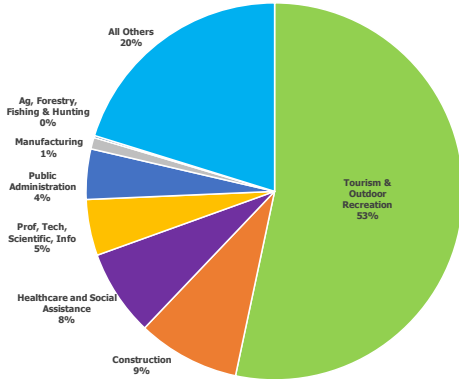
Industry	# Jobs: Q1 2020	# Jobs: Q1 2019	# Chg	% Chg
Total, All Industries	88,873	88,126	747	1%
Tourism & Outdoor Recreation:	50,368	51,224	(856)	-2%
Accommodations & Food Services	25,001	25,053	(52)	0%
Arts, Entertainment, and Recreation	11,082	11,647	(565)	-5%
Real Estate Rental & Leasing	5,130	5,161	(31)	-1%
Retail Trade	9,155	9,363	(208)	-2%
Construction	5,792	5,747	45	1%
Health Care and Social Assistance	5,460	5,244	216	4%
Prof, Tech, Scientific, Info	3,800	3,673	127	3%
Public Administration	5,190	5,004	186	4%
Manufacturing	838	864	(26)	-3%
Ag, Forestry, Fishing & Hunting	302	299	3	1%
All Others	15,873	14,682	1,191	8%

NWCCOG Regional Economic Update September 2020

Prepared by the Northwest Colorado Council of Governments Economic Development District



Eagle County



Jobs: (Q1 2020): 36,266

Businesses: 3,602

Median Household Income (2018): \$86,896

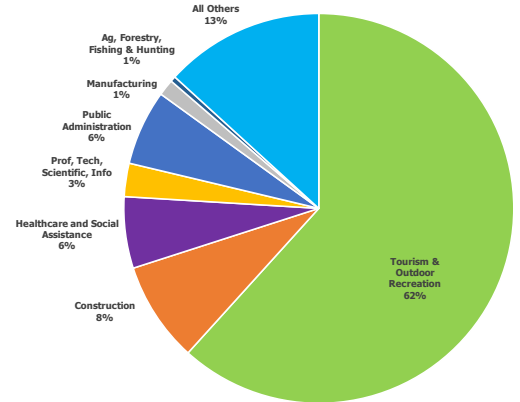
Average Annual Wage: \$49,920

Largest Industry: **Accomm. & Food Services**

Total Labor Force (July 2020): 35,933

Unemployment Rate (July 2020): 9.4%

Grand County



Jobs: (Q1 2020): 8,189

Businesses: 921

Median Household Income (2018): \$69,214

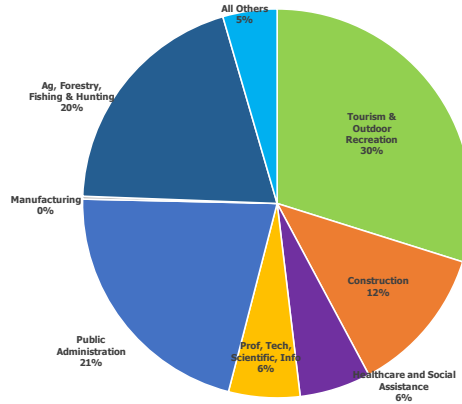
Average Annual Wage: \$37,544

Largest Industry: **Accomm. & Food Services**

Total Labor Force (July 2020): 9,530

Unemployment Rate (July 2020): 8.6%

Jackson County



Jobs: (Q1 2020): 523

Businesses: 92

Median Household Income (2018): \$51,457

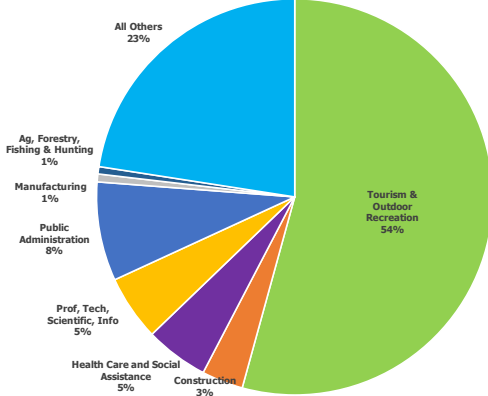
Average Annual Wage: \$36,348

Largest Industry: **Public Administration**

Total Labor Force (July 2020): 966

Unemployment Rate (July 2020): 3.3%

Pitkin County



Jobs: (Q1 2020): 18,805

Businesses: 1,898

Median Household Income (2018): \$89,034

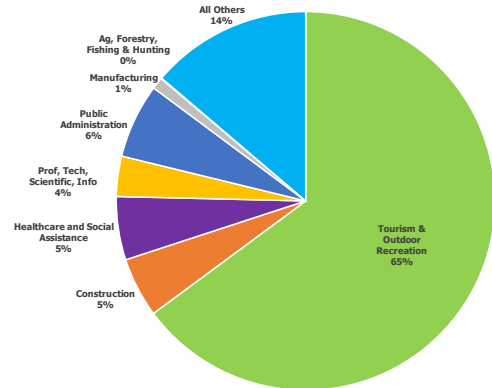
Average Annual Wage: \$53,976

Largest Industry: **Accomm. & Food Services**

Total Labor Force (July 2020): 11,377

Unemployment Rate (July 2020): 9.4%

Summit County



Jobs: (Q1 2020): 25,090

Businesses: 2,403

Median Household Income (2018): \$80,078

Average Annual Wage: \$41,548

Largest Industry: **Accomm. & Food Services**

Total Labor Force (July 2020): 22,261

Unemployment Rate (July 2020): 10.1%